

EN

General Catalogue

exenia
part of the lumenpulse
GROUP


19
/
20

**Exenia
collection
2019/2020_**

General Catalogue

part of the lumenpulse[™]
GROUP

exe



19 / **20**

general catalogue_

pendants / ceiling lamps_ 37

360	104	LED RUNNER	184	PINKO	132
ATOLLO	88	LIA	108	PLURIEL	158
BILUX	126	LINEA	188	POLO	72
BOLA	176	LULÙ	92	PONYO	106
GIOTTO	170	MAG	136	SHOP	120
GO!	140	MINI GO!	146	TEDDY	98
HOLA	64	NABOO	42	TUBE	152
HOLA MEETING	68	NABOO SPOT	46	WILLY	110
IO	80	NABOO MEETING	52	YOMA	96
JAM	164	NABOO MEETING SPOT	58	ZERO	76
KITE	180	NABOO VERTICAL	38		

wall_ 193

BILUX	260	PLURIEL	214	STEP	200
FLAT	258	PLURIEL MICRO	210	STEP MAXI	203
FLIK	256	PLURIEL PLUS	218	TOB	268
KITE	250	PLURIEL PLUS BAR	224	TOB MAXI	272
LINO	236	RIGHA	244	TOB NARROW	264
MUFFIN	252	ROCK	248	TOB WIDE	274
PIANO	232	SPACE	194	TRATTO	240
PIANO SPOT	228	STEP 3	204	YOMA	254

systems_ 279

BRIDGE	294	giotto 48	330	TRACK 48-RT	348
unit LED	300	go! 48	340	giotto 48-RT	362
LED RUNNER	280	jam 48	332	go! 48-RT	370
LED RUNNER TRIMLESS	284	pinko 48	334	jam 48-RT	364
spot	288	pluriel 48	338	pinko 48-RT	366
spot plus	290	R2 48	314	pluriel 48-RT	368
unit LED	292	spot 48	320	spot 48-RT	352
TRACK 48-EVO	302	tube 48	336	tube 48-RT	367
TRACK 48	308	willy 48	342	willy 48-RT	372
TRACK 48 TRIMLESS	312	zik 48	344	UNITRACK	374

projectors_ 381

BILUX	408	MUSEO	474	PLURIEL	436
CR-1	412	MUSEO COMPACT	468	R2	382
LED RUNNER	444	MUSEO MICRO	452	TRATTO	442
M2	390	MUSEO MINI	456	ZEN	424
M3	396	MUSEO SMALL	462	ZEN COMPACT	418
M4	402	NIO	430		

downlights_ 481

BAT	532	GIOTTO	559	PIN	508
BLOG	488	IO	568	PLURIEL	544
BLOG SMALL	482	JAM	558	PLURIEL MICRO	538
BLOG TRIMLESS	498	NIO	524	PLURIEL PLUS	550
BLOG SMALL TRIMLESS	492	NIO SMALL	518	TEDDY	560
GHOST	502	ORGANIC	514		

opal_ 577

RONDA	578	ISLA	582	LADRILLO	586
-------	------------	------	------------	----------	------------

floor_ 591

ACCADEMIA	592
-----------	------------

booster kit / power supplies_ 599

technical data_ 613



NEW NABOO VERTICAL
38



NABOO
42



NABOO SPOT
46



NEW NABOO MEETING
52



NEW NABOO MEETING SPOT
58



HOLA
64



HOLA MEETING
68



POLO
72



ZERO IN & OUT
76



IO
80



ATOLLO
88



NEW LULÙ
92



NEW YOMA
96



TEDDY
98



360
104



PONYO
106



LIA
108



WILLY
110



SHOP
120



BILUX
126



NEW PINKO
132



MAG
136



GO!
140



MINI GO!
146



TUBE
152



PLURIEL
158



NEW JAM
164



NEW GIOTTO
170



BOLA
176



KITE
180



LED RUNNER
184



LINEA
188



SPACE
194



STEP
200



STEP MAXI
203



STEP 3
204



PLURIEL MICRO
210



PLURIEL
214



PLURIEL PLUS
218



PLURIEL PLUS BAR
224



PIANO SPOT
228



PIANO
232



LINO
236



TRATTO
240



RIGHA
244



NEW ROCK
248



KITE
250



MUFFIN
252



NEW YOMA
254



FLIK
256



FLAT
258



BILUX
260



TOB NARROW
264



TOB
268



TOB MAXI
272



TOB WIDE
274



LED RUNNER
280



LED RUNNER TRIMLESS
284



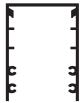
spot
288



spot plus
290



unit LED
292



BRIDGE
294



unit LED
300



TRACK 48-EVO
302



TRACK 48
308



TRACK 48 TRIMLESS
312



R2 48
314



spot 48
320



giotto 48
330




giotto 48
331



jam 48
332



jam 48
333



pinko 48
334



tube 48
336



pluriel 48
338



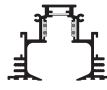
go! 48
340




willy 48
342



zik
344



TRACK 48-RT
348



spot 48-RT
352



giotto 48-RT
362



jam 48-RT
364



pinko 48-RT
366



tube 48-RT
367



pluriel 48-RT
368



go! 48-RT
370



willy 48-RT
372



UNITRACK
374



NEW **R2**
382



M2
390



M3
396



M4
402



BILUX
408



CR-1
412



ZEN COMPACT
418



ZEN
424



NIO
430



PLURIEL
436



TRATTO
442



LED RUNNER
444



MUSEO MICRO
452



MUSEO MINI
456



MUSEO SMALL
462



MUSEO COMPACT
468



MUSEO
474



NEW **BLOG SMALL**
482



NEW **BLOG**
488



NEW **BLOG SMALL TRIMLESS**
492



NEW **BLOG TRIMLESS**
498



GHOST
502



NEW **PIN**
508



NEW **ORGANIC**
514



NEW **NIO SMALL**
518



NEW **NIO**
524



BAT
532



PLURIEL MICRO
538



PLURIEL
544



PLURIEL PLUS
550



NEW **JAM**
558



NEW **GIOTTO**
559



TEDDY
560



IO
568

INDEX_ opal 577



RONDA
578



ISLA
582



LADRILLO
586

INDEX_

INDEX_ floor 591



ACCADEMIA
592

INDEX_ kit/power supplies 599



LED BOOSTER KIT 51
600



LED BOOSTER KIT 111
602

POWER SUPPLIES
607

TECHNICAL DATA
613

Whether natural or artificial, light can enhance the design of the space while transforming the atmosphere by modifying our perception. In architecture, light stands out as a living and vibrant element of a project, since it can define and exalt the identity of a place.

Today, Exenia stands out in the lighting industry thanks to our technological research and design. TEC-DEC is the approach through which we can identify our way of doing technological design.

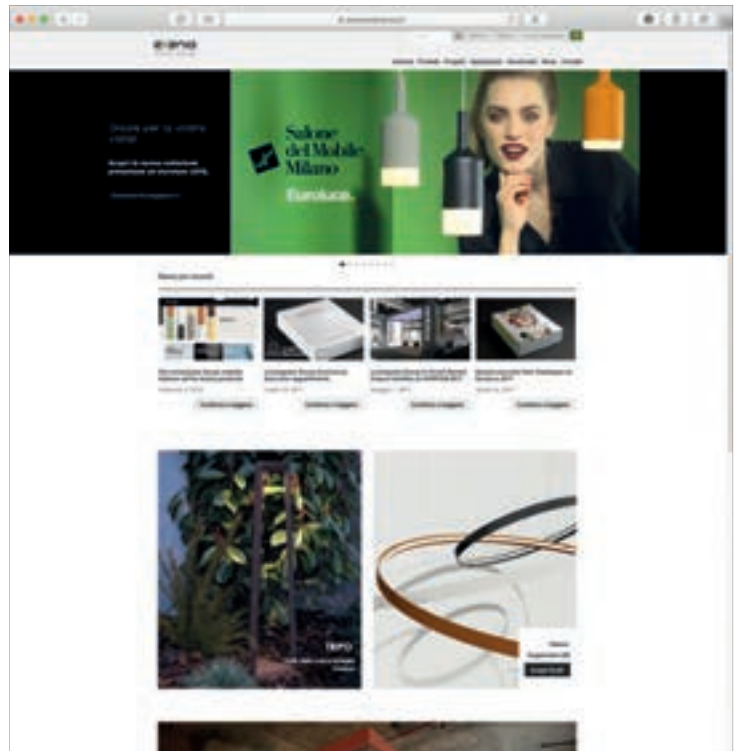
Tell me how you talk! Our new configurator_

TELL ME HOW YOU TALK_Configurator by Exenia

This catalogue is innovative since it introduces a configurator to select a product and its characteristics. Thus, this tool standardizes the reading along with our website.

By using our configurator, it is possible to choose colour rendering, temperatures and the available control systems. Our configurator greatly improves freedom of choice and product knowledge.

Homepage



Project page

Slide show with project images.

Project Details and references and a description of the project phases.



Video, when available.

Type of application and products used.

Product page

Slide show with product images.

Main characteristics and advantages, brief description.

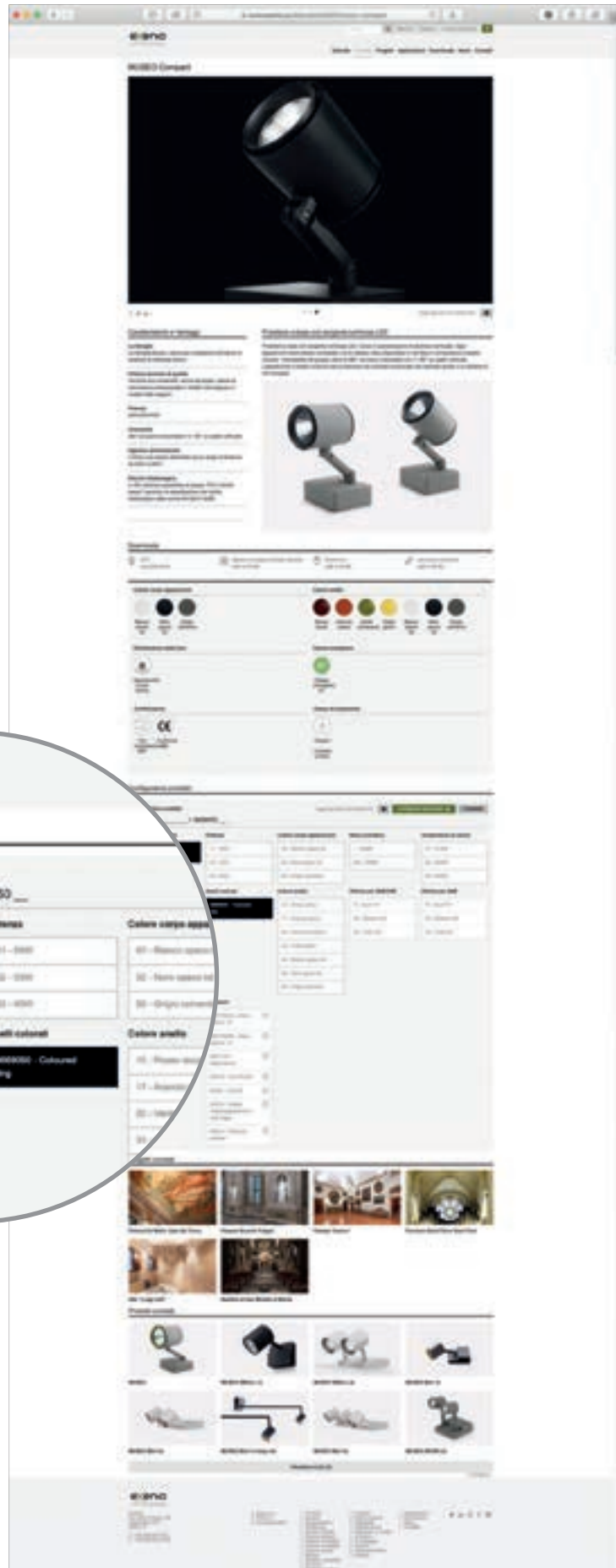
Download area: .Idt file, technical data sheet summarizing all product features, catalogue extract and technical instructions.

Main features defined by the icons.

Configurator.

Projects in which the product has been used.

Related and/or coordinated products.




Our paper catalogue

Intro



Each product comes with a picture of the fixture or the project, datasheet and its summary table with the main features.

Data-sheet - configurator



For each product a common code is shown, then you will fill each field by using the code corresponding to the selected features, such as control system, power, finish and CRI-CCT. When necessary it is indicated that the code must be completed to select Ring-Optics or Power Supply, depending on the product.

Data-sheet - Photometric data

MS

MS

Distinta	Potenza assorbita	CRI + CCT	Flusso n.	Optica	Flusso reale	Efficienza
33W	5000W	85 + 3000K	700 lm	Spot 21°	E144 450 lm	73,77 lm/W
				Medium 36°	E145 00 lm	72,85 lm/W
				Wide 56°	E146 00 lm	72,13 lm/W
<hr/>						
95 - 2700K 600 lm						
				Spot 21°	E144 00 lm	60 lm/W
				Medium 36°	E145 00 lm	60 lm/W
				Wide 56°	E146 00 lm	60 lm/W
<hr/>						
95 - 3000K 600 lm						
				Spot 21°	E144 00 lm	60 lm/W
				Medium 36°	E145 00 lm	60 lm/W
				Wide 56°	E146 00 lm	60 lm/W
<hr/>						
95 - 4000K 600 lm						
				Spot 21°	E144 00 lm	60 lm/W
				Medium 36°	E145 00 lm	60 lm/W
				Wide 56°	E146 00 lm	60 lm/W
<hr/>						
95W 5000W						
				Spot 21°	E144 450 lm	73,77 lm/W
				Medium 36°	E145 00 lm	72,85 lm/W
				Wide 56°	E146 00 lm	72,13 lm/W
<hr/>						
95 - 2700K 900 lm						
				Spot 21°	E144 00 lm	60 lm/W
				Medium 36°	E145 00 lm	60 lm/W
				Wide 56°	E146 00 lm	60 lm/W
<hr/>						
95 - 3000K 900 lm						
				Spot 21°	E144 00 lm	60 lm/W
				Medium 36°	E145 00 lm	60 lm/W
				Wide 56°	E146 00 lm	60 lm/W
<hr/>						
95 - 4000K 900 lm						
				Spot 21°	E144 00 lm	60 lm/W
				Medium 36°	E145 00 lm	60 lm/W
				Wide 56°	E146 00 lm	60 lm/W
<hr/>						
95W 5000W						
				Spot 21°	E144 450 lm	73,77 lm/W
				Medium 36°	E145 00 lm	72,85 lm/W
				Wide 56°	E146 00 lm	72,13 lm/W

MS

Configurazione colore

MS

Modello	Colore	Materiali	Profilo	CRI + CCT
MS 1200	03	02	02	85 + 3000K
MS 1200	03	02	03	85 + 3000K
MS 1200	03	03	03	85 + 3000K
MS 1200	03	03	04	85 + 3000K
MS 1200	03	04	04	85 + 3000K
MS 1200	03	04	05	85 + 3000K

MS

Modello	Colore	Materiali	Profilo	CRI + CCT
MS 1200	03	02	02	85 + 3000K
MS 1200	03	02	03	85 + 3000K
MS 1200	03	03	03	85 + 3000K
MS 1200	03	03	04	85 + 3000K
MS 1200	03	04	04	85 + 3000K
MS 1200	03	04	05	85 + 3000K

MS

Modello	Colore	Materiali	Profilo	CRI + CCT
MS 1200	03	02	02	85 + 3000K
MS 1200	03	02	03	85 + 3000K
MS 1200	03	03	03	85 + 3000K
MS 1200	03	03	04	85 + 3000K
MS 1200	03	04	04	85 + 3000K
MS 1200	03	04	05	85 + 3000K

You can see polar diagrams for each for each available beam, following the data of the power, true absorbed power, CRI-CCT, nominal flow, the optics with beam angles and the reference number of the polar diagram. The nominal flows that depend on the selected optics and the efficiency of the fixtures are shown for an easier comparison.

TELL ME HOW YOU TALK_Configurator by Exenia

Accessories

MS_accessory

Optica Mono

Con questo accessorio è possibile cambiare il beam spread dell'unità di luce.

MS 1200 03

Spina

Con questo accessorio è possibile cambiare il beam spread dell'unità di luce.

MS 1200 03

Capo CNC

Con questo accessorio è possibile cambiare il beam spread dell'unità di luce.

MS 1200 03

Shard

Con questo accessorio è possibile cambiare il beam spread dell'unità di luce.

MS 1200 03

Griglia a 360° Fluor

MS 1200 03

Diffusore soffitto

MS 1200 03

Adattatore piatto

MS 1200 03

Adattatore bicchiere


MS 1200 03

Diapositiva attivabile, supporta LED RGB o RGBW attivabile.

Complete list of available accessories.

**Define the
identity of a
place, for a
coherent and
respectful light
design_**





Firstly, Exenia starts operating by acquiring the essential elements of knowledge to establish the identity of a place and promoting a coherent and respectful lighting design.

Cutting-edge technologies for products and solutions. The aim is to develop smart design fixtures, with sophisticated performance. Fixtures that can illuminate the space without modifying it, to enhance the different expressions of use for a correct reading while preserving the integrity of the place when in function.

Tailored approach to enhance uniqueness. Every place or setting has its own characteristics.

Exenia supports the lighting designer with tailor-made lighting tools, calibrated to the objectives of the project, the specificity of the place and its intended use.

As a group, we have often experienced the magic of this synergy.



Unveiling the space. Lighting Architecture_



Certosa di Calci - Calci (Pisa) | Italy
Photo: Varvara Verbitskaya


Respectful lighting must enhance the architecture of a place without modifying it. Respectful lighting must recognize the hierarchy of places and emphasize it in a balanced manner by helping people to live the environment in the most appropriate way.

In other words, light must be perceived by the viewer as a smooth and natural element of a space. Where possible, light should be diffused with no direct evidence of its point of origin. This suggests the use of minimally invasive, essential shaped fixtures with colour finishes as close as possible to the surfaces or elements on which they will be installed and high-performance precision optics.

Standard procedures are very helpful, and they should adapt to the needs of each environment.


It is therefore necessary to define the criteria of the design intervention and transform the guidelines into real objectives. That means to hypothesize the contrasts, the levels of illumination and those of luminance.

Thus, lighting verification will be fundamental, as this is an essential step in establishing the power and opening of the fixture beams. Finally, the lighting design will be used to create the most suitable specific settings.



*Canadian Museum for Human Rights in Winnipeg (Manitoba) | Canada
Project: Antoine Predock - Lighting Design: Mulvey+Banani International - Lighting Concept: Office for Visual Interaction - Photo: Alex Fradkin*

When everything changes, everything is different. The right light in every situation_



Palazzo Cavallerini - Roma | Italy

“Architecture is the wise, rigorous and magnificent game, of volumes assembled in light.” Through this memorable statement Le Corbusier highlights an irrefutable truth, since light, in primis natural light has an impact on our perception of a space by defining its quality. Artificial light, if well dosed and controlled, plays an important role as well. It becomes a tool for architectural design.

Increasingly innovative digital technologies contribute to the development of interconnected systems, capable of interacting with each other and self-configuring to adapt to change. The lighting system enters this virtuous network using different communication protocols according to the needs.

The demand for dynamic environments is constantly growing, designed to change look and atmosphere depend-

ing on the time of day, the situation and even the mood of those who live there. Alternative lighting scenarios that are featured by varying intensity and colour temperatures of light, are increasingly appreciated in both domestic and public and professional life.

On the one hand, energy efficiency that means the need, the demand of a market increasingly oriented towards responsibility and sustainability.

On the other one, the diffusion of intelligent lighting management systems: a tool to rationalize consumption while satisfying the desire for unique and personal lighting environments. On what terms? Ease of use, flexibility and low costs.

Smart Future. New Trends & New Devices_

In recent years, LED light control systems have made great strides and are now an excellent solution for saving energy, creating atmosphere or simply controlling and adjusting light according to circumstances.

However, it is not easy to find the right product among the many proposals that are available on the market. On the contrary, there is a risk of adding an extra complicating factor to the projects.

It is our real objective to equip our fixtures with LED technology control systems with the following feature:

- easy to use for a lean and smooth balance of direct light;
- innovative, developed according to the most advanced technologies;
- flexible, to adapt to the requirements of complex projects.

In addition to the traditional Phase Cut and Push control solutions for fixtures operating at 230V and 1-10V dimming, Exenia offers innovative digital and wireless control systems:

- **DALI**, digital control to control up to 64 fixtures simultaneously;
- **Bluetooth**®, a state-of-the-art wireless control Smart phone App;
- **Lumentalk**™, an exclusive Lumen pulse's patent to control lighting systems through the power supply line with DALI, 1-10V or DMX input signal;



Photo: Kevin O'Connor on Unsplash


Digital Control DALI

Many Exenia fixtures - projectors, recessed fixtures, suspensions, etc. - can be used in a variety of applications. And, these products are available in DALI version, allowing you to have the digital control of T-bar and ceiling systems.

DALI allows you to control up to 64 devices on a single circuit creating subgroups and scenarios, set alarms, timetables, light levels and much more. A DALI system can be as simple or complex according to your project needs. Once you have defined the requirements, just choose the right controller.

DALI System for LED projectors:

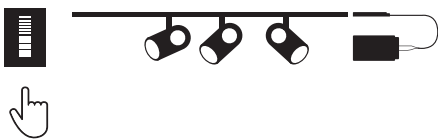
- choose a projector with DALI driver (quick configuration, instructions available on our catalogue and website);
- use the Unitrack T-bar (it is suitable for dimmable and On-Off devices);
- add the DALI T6* controller for static white adjustment.



* For further information about technical specifications, please contact

DALI System for Track 48:

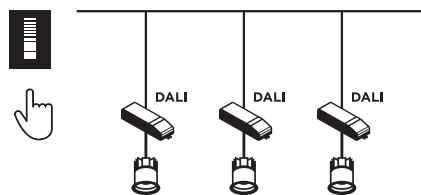
- choose the fixture for Track 48 including the DALI/PUSH adapter;
- use the Track 48 T-bar: suspended, surface-mounted, recessed or back-recessed;
- add the driver for DALI/PUSH control;
- add the DALI T6* controller for static white adjustment.



* For further information about technical specifications, please contact

DALI System for recessed LED lighting:

- choose a recessed fixture with DALI driver (quick configuration, instructions available on our catalogue and website);
- add the DALI T6* controller for static white adjustment.



* For further information about technical specifications, please contact

What You Can Do With Bluetooth[®] _

The Bluetooth control system is the most innovative device for lighting management. By means of this new technology, the traditional controllers can be easily replaced by smartphones and tablets: there are immediate to use and the solutions are identical to those offered by a DALI control system. It is, in fact, possible:

Programming

- to plan of up to 64 devices in DALI mode;
- to create scenarios and groups;
- to carry out diagnostic, testing and control steps;
- to carry out the automatic software update;
- to provide compatibility with existing DALI networks and control.

Controlling

- to operate without Internet connection and server;
- to select predefined zones;
- to control lighting.

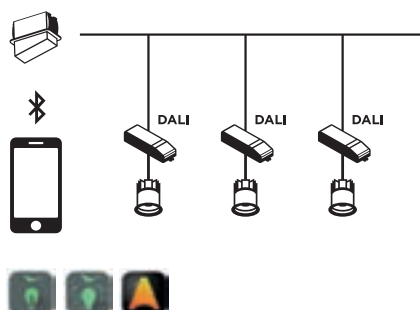
Bluetooth System for LED projectors:

- choose a projector with DALI driver (quick configuration, instructions available on our catalogue and website);
- use the Unitrack T-bar (it is suitable for dimmable and On-Off devices);
- add your Bluetooth device;
- download the App to control the devices;
- choose the control device with App Stucchi (Exenia standard) or App Casambi on request.



Bluetooth System for recessed LED lighting:

- choose a recessed fixture with DALI driver (quick configuration, instructions available on our catalogue and website);
- add your Bluetooth device;
- download the App to control the devices;
- choose the control device with App Stucchi (Exenia standard) or App Casambi on request.



Lumentalk™

The exclusive lumenpulse patent_

To equip yourself with a digital light management system has never been so easy. Lumentalk uses the existing electrical connections to create innovative control networks with DMX, DALI, 1-10V technology. There are no constraints or application limits other than those defined by the designer's own creativity.

Point of strength and usages:

- no changes to your existing electrical system;
- no additional cables;
- independent routing /adjusting of the fixtures;
- individual, by groups, per area and on broadcast management of the devices;
- static white dimming;
- dynamic white and coloured lighting settings;
- multiple simultaneous control systems on the same electricity network to use. More controllers also of different type - DMX, DALI, 1-10V;
- controller manageable through App for mobile devices Wi-Fi;
- routing software and programming.

It is the perfect solution for lighting projects in which maximum control flexibility is required, but it is not possible to add new wiring.

Thus, a valuable technology to preserve the integrity of historical architectures and to contain project costs. Lumentalk technology is available for T-bar installations and it is often used in museum applications. Moreover, it provides the digital control of each fixture on a single circuit bar without an expensive DALI circuit.



San Miniato al Monte & Lumentalk_



*San Miniato al Monte - Firenze| Italy
Lighting Designer: Massimo Iarussi - Photo: Matteo Trentanove*

The entire project is featured by a digital light control system. The use of the innovative Lumentalk technology has made it unnecessary to install new wiring and thus preserved the integrity of this venue architecture. Differentiated lighting scenarios reflect the intense life of light inside the basilica, accompanying the recollection of the monks, orienting tourists and visitors, welcoming the faithful and enriching liturgical moments.

Accessories: Roll-off and Adjustable Zoom _



Roll-Off:

Thanks to the Exenia Roll-off device, it is possible to enhance and highlight the details of every lighting project. The sharp and clear contours create a real frame of light.

The light is shaped with the screw adjustment system of the fixture itself. Its long stroke allows you to find the right focus in every condition. The special adjustment fins also allow controlled effects to be obtained even when the light source is not aligned with the object to be framed. Versatility and professionalism make this tool an ideal accessory for high level applications.

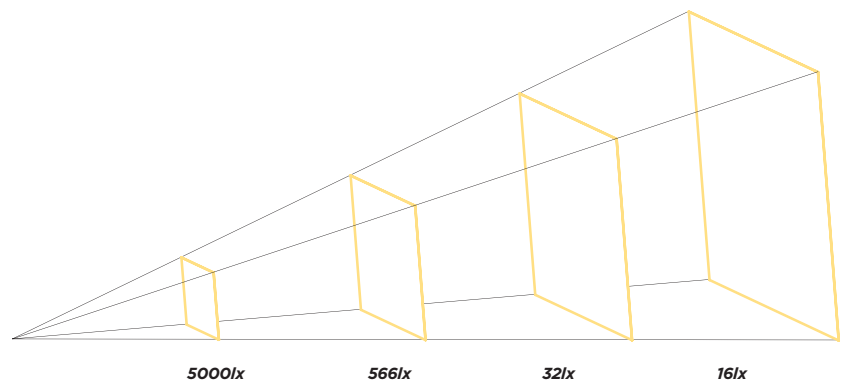
The following values refer to a nominal device starting flow 5000 lm approx.

Distance fixture-wall: 1m Illuminated square side 45 cm - Medium illumination 5000lx.

Distance fixture-wall: 3m Illuminated square side 135 cm - Medium illumination 566lx.

Distance fixture-wall: 6m Illuminated square side 200 cm - Medium illumination 32lx.

Distance fixture-wall: 8.5m Illuminated square side 3m - Medium illumination 16lx.





Optical Zoom:


With our new Exenia optical zoom you can adapt any type of installation to your needs.

Thanks to the adjustable beam, it is possible to obtain infinite diameters between 9° to 26° and ensure maximum versatility for any type of use.


The operation is simple, just rotate the lens by acting directly on the accessory, thus adapting the lighting to new needs that can be created in the illuminated place, where the arrangement of the objects to be illuminated changes cyclically.

Moreover, thanks to its simple construction, this accessory can also be used in non-professional contexts, such as domestic ones.


The following values refer to a nominal device starting flow of 5000 lm approx.



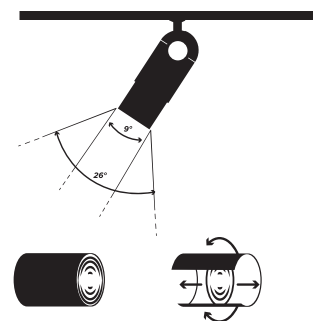
*Distance fixture-wall: 2m
Narrow adjustment (approx. 9°)
Illuminated diameter 30 cm max
illumination in the centre 2500lx.*



*Distance fixture-wall: 2m
Medium adjustment (approx. 17°)
Illuminated diameter 60 cm max
illumination in the centre 1900lx.*



*Distance fixture-wall: 2m
Narrow adjustment (approx. 26°)
Illuminated diameter 90 cm max
illumination in the centre 1000lx.*



Ø 77 mm
L = 90 mm

To adjust by rotating.

New Products at Euroluce 2019_

Tailored colours and finish:

A distinctive feature of the Exenia collections is the colour that is totally natural, with almost thirty finishes available in our catalogue and many opportunities for customization.

Our advanced in-house painting system produces extra-glossy, matte and textured finishes with many water-based colours and innovative finishes.

A deep knowledge of production processes, the use of eco-sustainable materials, pressurized paint booths and our artisan know-how allow us to make any tailored finish.



It is possible to reproduce any shade through the measurement of colour with a spectrophotometer starting from any material - liquids, paper, met-

als, plastics - guaranteeing maximum uniformity, obtaining a spectral reflectance curve that represents the "fingerprint" of colour.





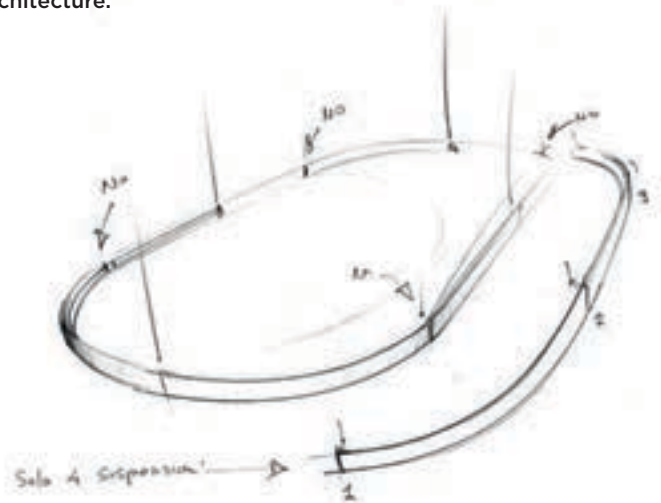
Naboo, Natural born versatile_

Light weight and versatile, it combines high performance with a linear aesthetic, it seems to float thanks to the extremely thin cables.

There is a Naboo for every space no matter how big or small. Thanks to its versatile nature and its geometric profile it is more than a fixture.

Available in several diameters to adapt to environments of very different sizes, Naboo both an essential and impacting suspension.

The brand-new versions with vertical installation accentuate Naboo dynamism. Not only do these versions change the logic of the luminous flux, but also the very identity of a fixture that is able to integrate itself as a protagonist of interior architecture.



Track 48. Total Technology_

Exenia's 48V System is an excellent example of how LED technology can ideally be applied to fixtures, making them flexible and high-performance devices.

The miniaturization of the components does not reduce the quality of the optics, which are indeed the best results of continuous research in innovation in terms of aesthetics and functionality. The ultimate goal was to create a simple and open universal system, designed and built to illuminate domestic spaces as well as a museum or retail environment.

Our smart concept is represented by the integrated decorative details in a system of technical inspiration.

This concept makes this product appealing and consistent with the philosophy of Exenia.



R2, shape and value_

NEWS_ 2019 products



Design and performance blend together in the R2 projector, reaching new levels of synthesis. The key point is a transverse ventilation chamber designed to improve passive heat dissipation and the overall performance of the device while maintaining small dimensions.

A patent concept that allows to combine aesthetics and function becoming a feature graphic sign.

Innovative aluminium optics and thin TIR lenses ensure controlled beams and excellent colour stability. Its mobile lens optical zoom also allows the beam angle to be adjusted from 9° to 26°.

Another plus of R2 is its eclecticism. The possibility of configuring it at will using the wide range of finishes available. The single-colour versions enhance its compact design allowing you to camouflage it in the environment, while its brightly coloured combinations can make it an imaginative piece of furniture, that it is recognizable even in the dark thanks to the accessory rings that light up with colour.

Recessed Colour, mimesis And comfort_

This is our vision, to bring fun and colour to recessed installations. Small size and amazing performance for the lines of recessed Pin, Blog e Nio.

At first glance, Pin is actually a sophisticated downlight, intelligent because it is very easy to install and versatile, and it is capable of showing itself or disappearing depending on the chosen finish. If colour is its natural language - with the new classics of bronze, copper and gold completing the range - its real strength is its cam-

ouflage, enhanced by unusual organic shapes. Among its advantages is its IP45 degree of protection and an excellent level of visual comfort.

Our Blog range is no less impressive, offering adjustable, fixed and trimless recessed units in two different, equally compact sizes. The smooth quadrangular shape and the backward optics are strongly distinguishing elements, as the possibility of tailored versions with coloured covers in translucent PMMA, which are fun even when the light is off.

Finally, our Nio range is enriched with large and small recessed versions, which join the adjustable ones.

All these product ranges are compatible with Bluetooth control for the Dali versions.



INDEX_ pendants/ceiling lamps



NEW NABOO VERTICAL
38

NABOO
42

NABOO SPOT
46

NEW NABOO MEETING
52

NEW NABOO MEETING SPOT
58




HOLA
64

HOLA MEETING
68

POLO
72

ZERO IN & OUT
76

IO
80



ATOLLO
88

NEW LULÙ
92

NEW YOMA
96

TEDDY
98

360
104



PONYO
106

LIA
108

WILLY
110

SHOP
120

BILUX
126



NEW PINKO
132

MAG
136

GO!
140

MINI GO!
146

TUBE
152




PLURIEL
158

NEW JAM
164

NEW GIOTTO
170

BOLA
176

KITE
180



LED RUNNER
184

LINEA
188

NEW

NABOO VERTICAL

NABOO VERTICAL_ pendants/ceiling lamps



NABOO VERTICAL

composed of modules_
high efficiency SMD LED source_

Circular-shaped, vertically suspended LED pendant luminaire. Fitted with SMD linear light source and opal polycarbonate diffuser for omnidirectional light distribution. Available in 2700K, 3000K and 4000K in CRI95 and 3000K in CRI85. Lumen maintenance of 50,000 hrs at L80

B10. The luminaire is manufactured from extruded aluminium alloy 6060 profile and is made up of sections, that can be joined together with die-cast aluminium joining parts. Supplied with steel suspension cables for height adjustment of the luminaire. Class III luminaire with power sup-

ply included in the canopy, available for ON-OFF, 1-10V, DALI and PUSH dimming. A remote power supply option is available for installations without a canopy. Ingress protection of IP40. Body finishes include brick red, matt white textured, matt black textured, rust effect and concrete grey.

INFO

Power

70/90/125W

Source

LED SMD

Built to last

Lumen maintenance of 50,000 hrs at L80 B10.

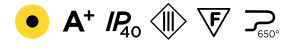
Colour and Colour Temperature

CRI 85 - 3000K / CRI 95 - 2700K
CRI 95 - 3000K / CRI 95 - 4000K


Control

ON-OFF / DALI / PUSH / 1-10V

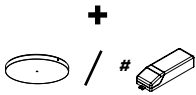
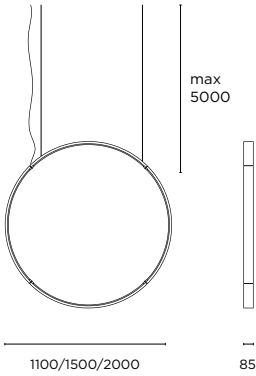
Body finish



NABOO VERTICAL NEW



NABOO VERTICAL_ pendants/ceiling lamps



Product configurator

377 **+** Canopy/Driver

Code **Dimensions** **Source** **Finish** **CRI - CCT***

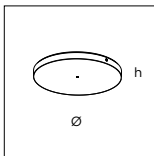
** For the version CRI 85 - 3000K it is not necessary to fill in the field.*

NABOO VERTICAL

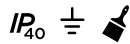
Code	Dimensions	Kg	Source	Finish	CRI - CCT
377	50 Ø 1100 - 70W	5,2	50 LED	1M ● brick red	- 85 - 3000K
	51 Ø 1500 - 90W	7,1		4X ○ white txt	/9527 95 - 2700K
	52 Ø 2000 - 125W	9,4		5X ● black txt	/9530 95 - 3000K
				86 ● corten effect	/9540 95 - 4000K
				92 ● concrete grey	

+

Canopy

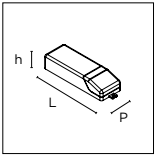


Canopy with an onboard driver 220/240V - 50/60Hz



Code	Ø x h	Power	Versions	Finish
372 90 50 47	ON-OFF 270x35	max 150W	Ø 1100/1500/2000	○ parget white
372 90 61 47	1-10V 345x60	max 150W	Ø 1100/1500/2000	○ parget white
372 90 65 47	DALI 345x60	max 150W	Ø 1100/1500/2000	○ parget white
372 90 68 47	PUSH 345x60	max 150W	Ø 1100/1500/2000	○ parget white

/



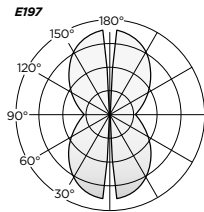
LED driver




Driver

Code	LxPxh	Power	Voltage	Frequency
9D 48V 150 AL	280x41x29	max 150W	220/240V	50/60Hz
9D 48V 150 TC	240x60x49	max 150W	220/240V	50/60Hz

Remote power supply for installation w/o canopy.



NABOO VERTICAL

Power	Source consumption	CRI - CCT	Nominal		Delivered output	Efficacy
70W	69,3W	85 - 3000K	9332 lm	E197	5645 lm	81 lm/W
		95 - 2700K	7577 lm	E197	4583 lm	66 lm/W
		95 - 3000K	7577 lm	E197	4583 lm	66 lm/W
		95 - 4000K	8263 lm	E197	4998 lm	72 lm/W
90W	92,4W	85 - 3000K	12443 lm	E197	7527 lm	81 lm/W
		95 - 2700K	10102 lm	E197	6111 lm	66 lm/W
		95 - 3000K	10102 lm	E197	6111 lm	66 lm/W
		95 - 4000K	11018 lm	E197	6665 lm	72 lm/W
125W	126W	85 - 3000K	16968 lm	E197	10264 lm	81 lm/W
		95 - 2700K	13776 lm	E197	8333 lm	66 lm/W
		95 - 3000K	13776 lm	E197	8333 lm	66 lm/W
		95 - 4000K	15024 lm	E197	9088 lm	72 lm/W

NABOO

NABOO_ pendants/ceiling lamps



NABOO

composed of modules_

high efficiency SMD LED source_

Circular-shaped LED pendant luminaire fitted with SMD linear light sources and opal poly carbonate diffuser for omni-directional light distribution. Power supply fitted in the canopy to be ordered separately. Possibility to use remote driver without the can-

opy as well. The luminaire is manufactured from extruded aluminium alloy 6060 profile and is made up of six sections, that can be joined together with die-cast aluminium joining parts. Steel suspension cables are fitted to the joining parts and allow for

height adjustment of the luminaire. Epoxy powder coating is used for textured black and textured white finishes. All other finish options are produced with liquid paint. The product can also be installed in an oblique position. Ingress protection of IP40.

INFO

Power

70/90/125/165/185W

Source

LED SMD

Built to last

Lumen maintenance of 50,000 hrs at L80 B10.

Colour and Colour Temperature

CRI 85 - 3000K / CRI 95 - 2700K
CRI 95 - 3000K / CRI 95 - 4000K

Control

ON-OFF / DALI / PUSH / 1-10V

Body finish

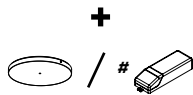
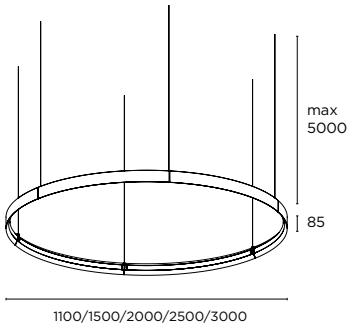


*FIORI Dolomites Experience Hotel - S. Vito di Cadore (Belluno) | Italy
Project: Ambra Piccin - Lighting design: Vittorio Mariuzzo - Photo: Luca Loro di Motta*

NABOO



NABOO_pendants/ceiling lamps



Product configurator

372 + Canopy/Driver

Code Dimensions Source Finish CRI - CCT*

* For the version CRI 85 - 3000K it is not necessary to fill in the field.

NABOO

Code	Dimensions	Kg	Source	Finish	CRI - CCT
372	54 Ø 1100 - 70W	5,2	50 LED	1M ● brick red	- 85 - 3000K
	50 Ø 1500 - 90W	7,1		4X ○ white txt	/9527 95 - 2700K
	51 Ø 2000 - 125W	9,4		5X ● black txt	/9530 95 - 3000K
	52 Ø 2500 - 165W	12,1		86 ● corten effect	/9540 95 - 4000K
	53 Ø 3000 - 185W	13,7		92 ● concrete grey	

+

Canopy

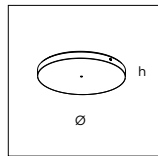
Code	Ø x h	Power	Versions	Finish
372 90 50 47	ON-OFF 270x35	max 150W	Ø 1100/1500/2000	○ parget white
372 90 61 47	1-10V 345x60	max 150W	Ø 1100/1500/2000	○ parget white
372 90 65 47	DALI 345x60	max 150W	Ø 1100/1500/2000	○ parget white
372 90 68 47	PUSH 345x60	max 150W	Ø 1100/1500/2000	○ parget white

/

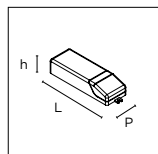
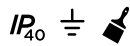
Driver

Code	LxPxh	Power	Voltage	Frequency
9D 48V 150 AL	280x41x29	max 150W	220/240V	50/60Hz
9D 48V 150 TC	240x60x49	max 150W	220/240V	50/60Hz

Remote power supply for installation w/o canopy. Following the number of power supplies to order based on the pendant diameter: 1x Ø1500/2000; 2x Ø2500; 2x Ø3000.



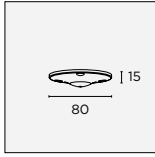
Canopy with an onboard driver 220/240V - 50/60Hz



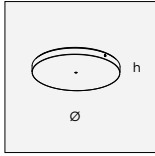
LED driver





NABOO_ accessories for compositions

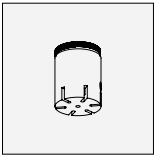


Base for cluster composition including 3 steel cables L = 3000 and $\varnothing = 2.5$




Canopy with an onboard driver 220/240V - 50/60Hz

IP₄₀  







Accessory for a clean and unobtrusive installation, keeping a minimum distance from the ceiling 600/700/850/1000/1500.

Base


Code	Configurations	Finish
345 94 70	\varnothing 1100/1500/2000 +2500	 chrome
	\varnothing 1100/1500/2000 +3000	

Canopy

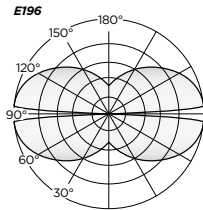
Code		\varnothing x h	Power	Configurations	Finish
372 92 50 47	ON-OFF	345x60	max 3x150W	\varnothing 1100/1500/2000+2500 \varnothing 1100/1500/2000+3000	 parget white
372 92 61 47	1-10V	425x60	max 3x150W	\varnothing 1100/1500/2000+2500 \varnothing 1100/1500/2000+3000	 parget white
372 92 65 47	DALI	425x60	max 3x150W	\varnothing 1100/1500/2000+2500 \varnothing 1100/1500/2000+3000	 parget white
372 92 68 47	PUSH	425x60	max 3x150W	\varnothing 1100/1500/2000+2500 \varnothing 1100/1500/2000+3000	 parget white

+


Centralizing accessory*

Code	Configurations	Finish
9G 036	max 3 pendants	 chrome

*1 pcs for each product of the composition



NABOO

Power	Source consumption	CRI - CCT	Nominal		Delivered output	Efficacy
70W	69,3W	85 - 3000K	9332 lm	E196	5645 lm	81 lm/W
		95 - 2700K	7577 lm	E196	4583 lm	66 lm/W
		95 - 3000K	7577 lm	E196	4583 lm	66 lm/W
		95 - 4000K	8263 lm	E196	4998 lm	72 lm/W
90W	92,4W	85 - 3000K	12443 lm	E196	7527 lm	81 lm/W
		95 - 2700K	10102 lm	E196	6111 lm	66 lm/W
		95 - 3000K	10102 lm	E196	6111 lm	66 lm/W
		95 - 4000K	11018 lm	E196	6665 lm	72 lm/W
125W	126W	85 - 3000K	16968 lm	E196	10264 lm	81 lm/W
		95 - 2700K	13776 lm	E196	8333 lm	66 lm/W
		95 - 3000K	13776 lm	E196	8333 lm	66 lm/W
		95 - 4000K	15024 lm	E196	9088 lm	72 lm/W
165W	163,8W	85 - 3000K	22058 lm	E196	13504 lm	82 lm/W
		95 - 2700K	17909 lm	E196	10964 lm	67 lm/W
		95 - 3000K	17909 lm	E196	10964 lm	67 lm/W
		95 - 4000K	19531 lm	E196	11957 lm	73 lm/W
185W	184,8W	85 - 3000K	24886 lm	E196	15054 lm	81 lm/W
		95 - 2700K	20205 lm	E196	12222 lm	66 lm/W
		95 - 3000K	20205 lm	E196	12222 lm	66 lm/W
		95 - 4000K	22035 lm	E196	13329 lm	72 lm/W

NABOO SPOT

NABOO SPOT_ pendants/ceiling lamps



NABOO SPOT

**composed of modules_ high efficiency SMD LED source_
source COB LED for spots_**

Circular-shaped LED pendant luminaire fitted with SMD linear light sources and opal poly carbonate diffuser for om-ni-directional light distribution. Fitted with adjustable LED Spots for direct lighting elements. Power supply fitted in the canopy to be ordered separately. Possibility to use remote driver without the canopy

as well, only for ON-OFF versions. The luminaire is manufactured from extruded aluminium alloy 6060 profile and is made up of sections, that can be joined together with diecast al-uminium joining parts. Steel suspension cables are fitted to the joining parts and allow for height adjustment of the luminaire. 2 x 2

aluminium alloy LED Spots are installed near the two oppo site joints of the sectors. Epoxy powder coating is used for textured black and textured white finishes. All other finish options are produced with liquid paint. The product can also be installed in an oblique position. Ingress protection of IP20.

INFO

Power

88+4x6W / 120+6x6W / 160+6x6W / 176+8x6W

Source

LED SMD - COB LED spot

Built to last

LED Strip: lumen maintenance of 50,000 hrs at L80 B10.

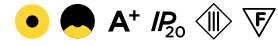
Colour and Colour Temperature

CRI 85 - 3000K / CRI 95 - 2700K
CRI 95 - 3000K / CRI 95 - 4000K

Control

ON-OFF / DALI / PUSH

Body finish




Medium



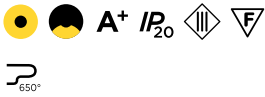
Large



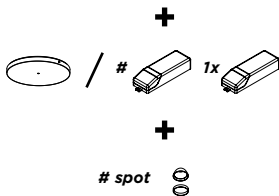
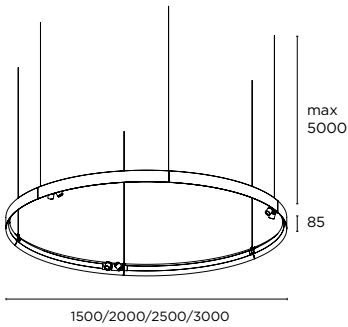
Wide



NABOO SPOT



NABOO SPOT_ pendants/ceiling lamps



Product configurator

373 50 + Canopy/Driver + Ring - Optics

Code Dimensions Source Finish CRI - CCT*

* For the version CRI 85 - 3000K it is not necessary to fill in the field.

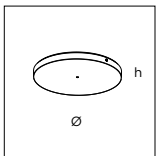
NABOO SPOT

Code	Dimensions	Spot	Kg	Source	Finish	CRI - CCT
373	50	Ø 1500 - 88W+4x6W	7,9	50 LED	1M ● brick red	- 85 - 3000K
	51	Ø 2000 - 120W+6x6W	10,6		4X ○ white txt	/9527 95 - 2700K
	52	Ø 2500 - 160W+6x6W	13,2		5X ● black txt	/9530 95 - 3000K
	53	Ø 3000 - 175W+8x6W	15,3		86 ● corten effect	/9540 95 - 4000K
					92 ● concrete grey	

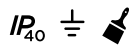
+

Canopy

Code	Ø x h	Power	Versions	Finish
373 90 50 47	ON-OFF 345x60	max 150W+70W	Ø 1500/2000	○ parget white
373 90 65 47	DALI 425x60	max 150W+70W	Ø 1500/2000	○ parget white
373 90 69 47	PUSH 425x60	max 150W+70W	Ø 1500/2000	○ parget white



Canopy with an onboard driver 220/240V - 50/60Hz

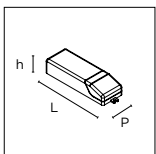


/

Driver

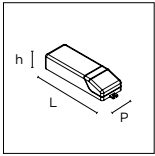
Code	LxPxh	Power	Voltage	Frequency
9D 48V 150 TC	240x60x49	max 150W	220/240V	50/60Hz
9D 48V 150 AL	280x41x29	max 150W	220/240V	50/60Hz

Remote power supply for installation w/o canopy. Following the number of power supplies to order based on the pendant diameter: 1x 1500/2000; 2x 2500; 2x Ø 3000.



LED driver





LED driver



Driver spot

Code	LxPxh	Power	Voltage	Frequency
9D 48V 070 TC	225x60x36	max 70W	220/240V	50/60Hz
9D 48V 075 AL	280x41x29	max 75W	220/240V	50/60Hz

Remote power supply for installation up to 8 spots w/o canopy.

+

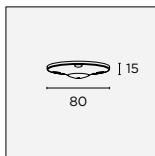


Rings with optics included

Ring - Optics

Code	Ring finish	Optics
353 90 50	1M ● brick red	/M Medium 21°
	10 ● lacquered red	/L Large 30°
	17 ● matt orange	/W Wide 59°
	20 ● spring green	
	33 ● corn yellow	
	42 ○ matt white	
	52 ● matt black	
	64 ● baby blue	
	92 ● concrete grey	

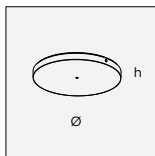
NABOO SPOT_ accessories for configuration



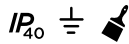
Base for cluster composition including 3 steel cables L = 3000 and Ø = 2.5

Base

Code	Configurations	Finish
345 94 70	Ø 1500/2000+2500 Ø 1500/2000+3000	● chrome

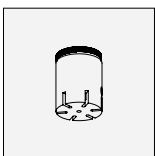


Canopy with an onboard driver 220/240V - 50/60Hz



Canopy

Code	Ø x h	Power	Configurations	Finish
373 92 50 47	ON-OFF 425x60	max 3x150W+2x70W	Ø 1500/2000+2500 Ø 1500/2000+3000	○ parget white
373 92 65 47	DALI 580x60	max 3x150W+2x70W	Ø 1500/2000+2500 Ø 1500/2000+3000	○ parget white
373 92 69 47	PUSH 580x60	max 3x150W+2x70W	Ø 1500/2000+2500 Ø 1500/2000+3000	○ parget white



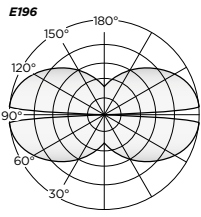
Accessory for a clean and unobtrusive installation, keeping a minimum distance from the ceiling 700/850/1000/1500

Centralizing accessory


Code	Configurations	Finish
9G 036	max 3 pendants	● chrome

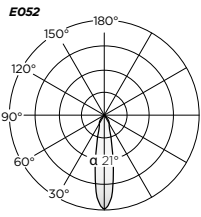
NABOO SPOT

NABOO SPOT_ pendants/ceiling lamps

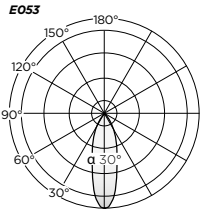


NABOO

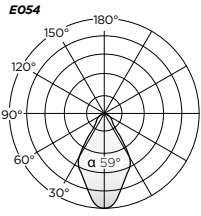
Power	Source consumption	CRI - CCT	Nominal		Delivered output	Efficacy
110W	111,8W	85 - 3000K	15658 lm	E196	9197 lm	82 lm/W
				E196	7450 lm	67 lm/W
				E196	7544 lm	67 lm/W
				E196	8081 lm	72 lm/W
155W	155,1W	85 - 3000K	21790 lm	E196	13324 lm	86 lm/W
				E196	10791 lm	70 lm/W
				E196	10938 lm	71 lm/W
				E196	11700 lm	75 lm/W
195W	192,9W	85 - 3000K	26880 lm	E196	16399 lm	85 lm/W
				E196	13288 lm	69 lm/W
				E196	13434 lm	70 lm/W
				E196	14423 lm	75 lm/W
225W	223,6W	85 - 3000K	31315 lm	E196	19130 lm	86 lm/W
				E196	15496 lm	69 lm/W
				E196	15692 lm	70 lm/W
				E196	16808 lm	75 lm/W



h (m)	Ø	Em (lux/klm)
h1	0,38	4096
h2	0,75	1024
h3	1,13	455
h4	1,51	256
h5	1,89	164




h (m)	Ø	Em (lux/klm)
h1	0,54	2395
h2	1,09	599
h3	1,63	266
h4	2,18	150
h5	2,72	96

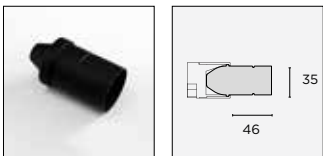


h (m)	Ø	Em (lux/klm)
h1	1,13	981
h2	2,27	245
h3	3,40	109
h4	4,54	61
h5	5,67	39

SPOT 6W

Source consumption	CRI - CCT	Nominal	Optics		Delivered output	Efficacy	
5,9W	85 - 3000K	945 lm	Medium 21°	E052	714 lm	121 lm/W	
			Large 30°	E053	710 lm	120 lm/W	
			Wide 59°	E054	615 lm	104 lm/W	
		95 - 2700K	760 lm	Medium 21°	E052	574 lm	97 lm/W
				Large 30°	E053	571 lm	97 lm/W
				Wide 59°	E054	495 lm	84 lm/W
		95 - 3000K	800 lm	Medium 21°	E052	604 lm	102 lm/W
				Large 30°	E053	601 lm	102 lm/W
				Wide 59°	E054	521 lm	88 lm/W
95 - 4000K	810 lm	Medium 21°	E052	612 lm	104 lm/W		
		Large 30°	E053	609 lm	103 lm/W		
		Wide 59°	E054	527 lm	89 lm/W		

SPOT_ accessories



With the optic narrow it is possible to obtain a 10° narrow beam. **With this accessory it is not necessary to order additional optic and ring.**

Optics Narrow

Code

9Q 317 52



With this accessory it is possible to obtain a narrow and defined beam, with a strong contrast between the illuminated and the not illuminated area.

Cut-Off

Code

9G 049

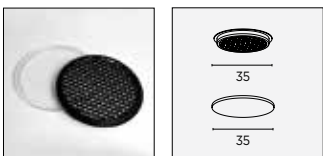


With this accessory it is possible to obtain an asymmetrically narrow and defined beam, with a strong contrast between the illuminated and the not illuminated area.

Visor

Code

9G 048



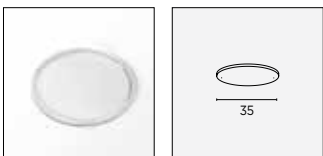
The Honeycomb louvre is an accessory used for the antiglare. It reduces the luminous flux by 20%



Honeycomb louvre

Code

9G 023



The Satin diffuser is used to improve the spreading of the luminous flux, amplifying and softening the luminous flux.



Satin diffuser

Code

9G 024

NABOO MEETING**NABOO MEETING****composed of modules_****high efficiency SMD LED source_**

Organic quadrangular-shaped suspended LED pendant luminaire with a length of 2570mm and a width of 1710mm. Fitted with SMD linear light source and opal polycarbonate diffuser for omni-directional light distribution. Available in 2700K, 3000K and 4000K in CRI95 and 3000K in CRI85. Nominal power consumption

of 145W. Lumen maintenance of 50,000 hrs at L80 B10. The luminaire is manufactured from extruded aluminium alloy 6060 profile and is made up of four sections, that can be joined together with diecast aluminium joining parts. Four steel suspension cables are fitted to the joining parts and allow for height adjustment of the lu-

minaire. Class III luminaire with power supply included in the canopy, available for ON-OFF, 1-10V, DALI and PUSH dimming. A remote power supply option is available for installations without a canopy. Ingress protection of IP40. Body finishes include brick red, matt white textured, matt black textured, rust effect and concrete grey.

INFO

Power
145W

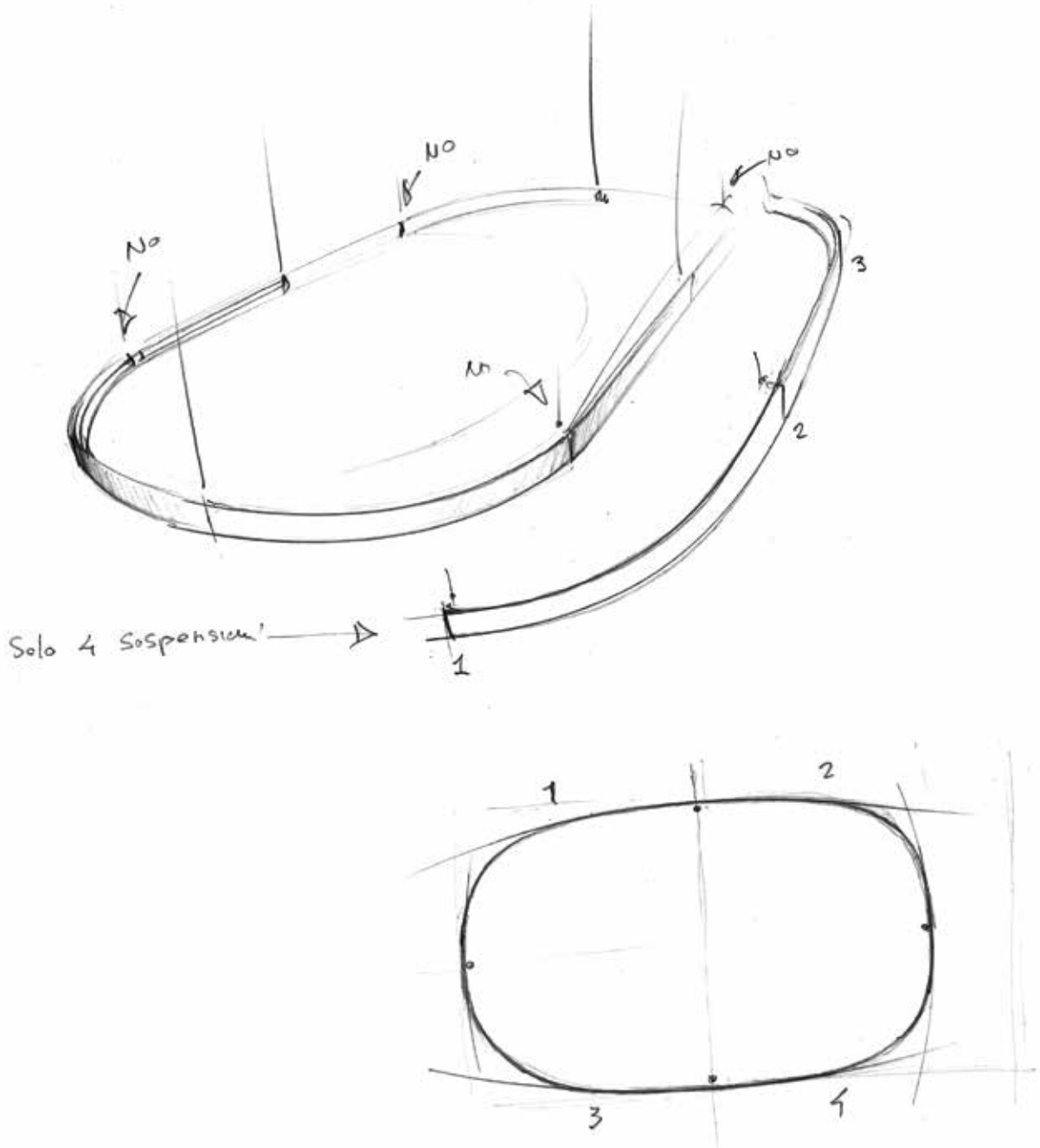
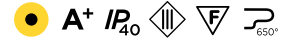
Source
LED SMD

Built to last
Lumen maintenance of 50,000 hrs at L80 B10.

Colour and Colour Temperature
CRI 85 - 3000K / CRI 95 - 2700K
CRI 95 - 3000K / CRI 95 - 4000K

Control
ON-OFF / DALI / PUSH / 1-10V

Body finish
● ○ ● ● ●



NABOO MEETING

NABOO MEETING_ pendants/ceiling lamps

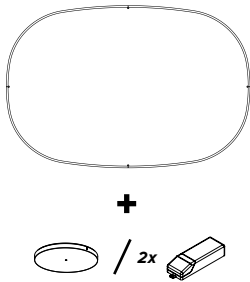
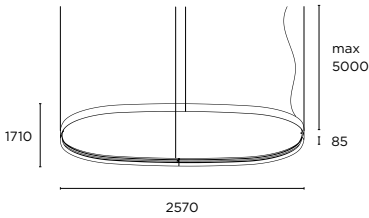





NABOO MEETING NEW



NABOO MEETING_ pendants/ceiling lamps



Product configurator

378 **50** **50** **+** Canopy/Driver

Code **Power** **Source** **Finish** **CRI - CCT***

** For the version CRI 85 - 3000K it is not necessary to fill in the field.*

NABOO

Code	Power	Kg	Source	Finish	CRI - CCT
378	50 145W	10,8	50 LED	1M ● brick red	- 85 - 3000K
				4X ○ white txt	/9527 95 - 2700K
				5X ● black txt	/9530 95 - 3000K
				86 ● corten effect	/9540 95 - 4000K
				92 ● concrete grey	

+

Canopy

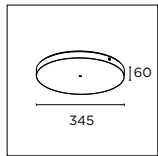
Code	Power	Finish
372 90 50 47	ON-OFF max 150W	○ parget white
372 90 61 47	1-10V max 150W	○ parget white
372 90 65 47	DALI max 150W	○ parget white
372 90 68 47	PUSH max 150W	○ parget white

/

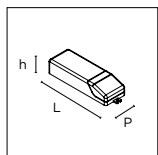
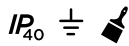
Driver

Code	LxPxh	Power	Voltage	Frequency
9D 48V 150 AL	280x41x29	max 150W	220/240V	50/60Hz
9D 48V 150 TC	240x60x49	max 150W	220/240V	50/60Hz

Remote drivers for installation without the canopy.

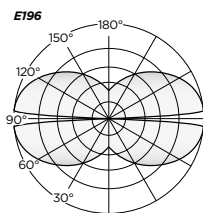


Canopy with an onboard driver 220/240V - 50/60Hz



LED driver

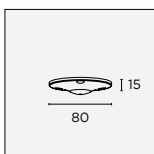




NABOO MEETING

Power	Source consumption	CRI - CCT	Nominal	Delivered output	Efficacy
145W	142,8W	85 - 3000K	19230 lm	E196 14541 lm	74 lm/W
		95 - 2700K	156613 lm	E196 11805 lm	60 lm/W
		95 - 3000K	15613 lm	E196 11805 lm	60 lm/W
		95 - 4000K	17027 lm	E196 12875 lm	66 lm/W

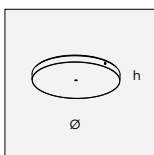
NABOO MEETING_ accessories for compositions



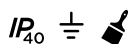
Base for cluster composition including 3 steel cables L = 3000 and $\varnothing = 2.5$

Base

Code	Configurations	Finish
345 94 70	\varnothing 1100/1500/2000 +2500	chrome
	\varnothing 1100/1500/2000 +3000	

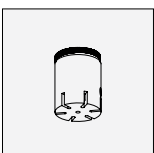


Canopy with an onboard driver 220/240V - 50/60Hz



Canopy

Code		\varnothing x h	Power	Configurations	Finish
372 92 50 47	ON-OFF	345x60	max 3x150W	\varnothing 1100/1500/2000+2500 \varnothing 1100/1500/2000+3000	parget white
372 92 61 47	1-10V	425x60	max 3x150W	\varnothing 1100/1500/2000+2500 \varnothing 1100/1500/2000+3000	parget white
372 92 65 47	DALI	425x60	max 3x150W	\varnothing 1100/1500/2000+2500 \varnothing 1100/1500/2000+3000	parget white
372 92 68 47	PUSH	425x60	max 3x150W	\varnothing 1100/1500/2000+2500 \varnothing 1100/1500/2000+3000	parget white



Accessory for a clean and unobtrusive installation, keeping a minimum distance from the ceiling 600/700/850/1000/1500.

Centralizing accessory*

Code	Configurations	Finish
9G 036	max 3 pendants	chrome

*1 pcs for each product of the composition



NABOO MEETING SPOT

NABOO MEETING SPOT_ pendants/ceiling lamps

**NABOO MEETING SPOT**

composed of modules_ high efficiency SMD LED source_ source COB LED for spots_

Organic quadrangular-shaped suspended LED pendant luminaire fitted with four LED spots in pairs of two, located oppo-site each other on the long sides of the fitting. Length of 2570mm and width of 1710mm. Available in 2700K, 3000K and 4000K in CRI95 and 3000K in CRI85. Lumen maintenance of 50,000 hrs at L80 B10. The luminaire is manufactured from extruded aluminium alloy 6060 profile and is made up of sections, that can be joined together with die-

cast aluminium joining parts. Fitted with SMD linear light source and opal polycarbonate diffuser for omni-directional light distribution. Four steel suspension cables are fitted to the joining parts and allow for height adjustment of the luminaire. Optics assembly for the LED spots including mirror-painted polycarbonate reflective optic including a decorative ring, available in nine liquid coating options. Optics assembly to be ordered separately. Beam angles include Medi-

um 21°, Large 30° and Wide 59°. Optical accessories include a 10° narrow optics attachment, honeycomb louvre and satin diffuser. Class III luminaire with power supply included in the canopy, available for ON-OFF, DALI and PUSH dimming. A remote power supply option is available for installations without a canopy. Ingress protection of IP20. Body finishes include brick red, matt white textured, matt black textured, rust effect and concrete grey.

INFO

Power

139+4x6W

Source

LED SMD - COB LED spot

Built to last

Lumen maintenance of 50,000 hrs at L80 B10.

Colour and Colour Temperature

CRI 85 - 3000K / CRI 95 - 2700K
CRI 95 - 3000K / CRI 95 - 4000K

Control

ON-OFF / DALI / PUSH

Body finish



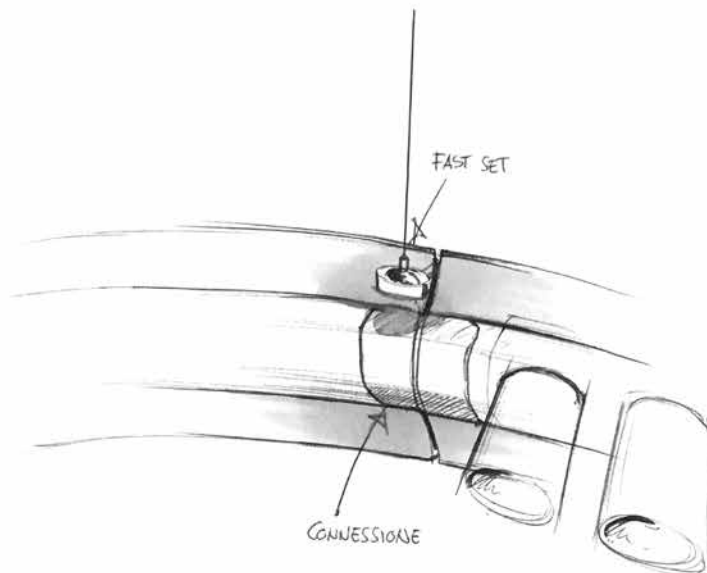
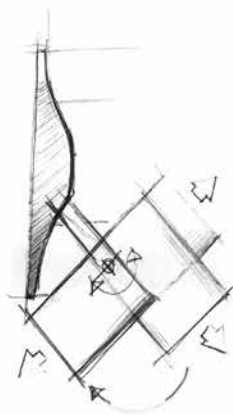
Medium



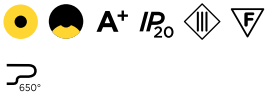
Large



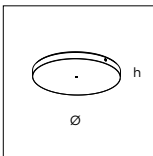
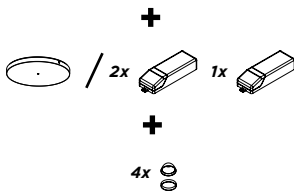
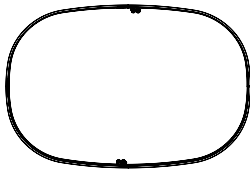
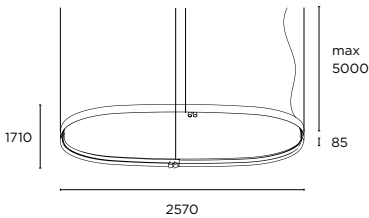
Wide



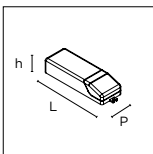
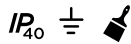
NABOO MEETING SPOT NEW



NABOO MEETING SPOT_ pendants/ceiling lamps



Canopy with an onboard driver 220/240V - 50/60Hz



LED driver



Product configurator

379	50	50			+ Canopy/Driver	+ Ring - Optics
Code	Power	Source	Finish	CRI - CCT*		

* For the version CRI 85 - 3000K it is not necessary to fill in the field.

NABOO

Code	Power	Kg	Source	Finish	CRI - CCT
379	50	139W+4x6W	11,5	50 LED	1M ● brick red - 85 - 3000K
				4X ○ white txt	/9527 95 - 2700K
				5X ● black txt	/9530 95 - 3000K
				86 ● corten effect	/9540 95 - 4000K
				92 ● concrete grey	

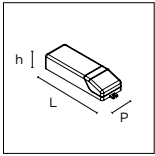
Canopy

Code	Ø x h	Power	Finish
373 90 50 47 ON-OFF	345x60	max 150W+70W	○ parget white
373 90 65 47 DALI	425x60	max 150W+70W	○ parget white
373 90 69 47 PUSH	425x60	max 150W+70W	○ parget white

Driver

Code	LxPxh	Power	Voltage	Frequency
9D 48V 150 AL	280x41x29	max 150W	220/240V	50/60Hz
9D 48V 150 TC	240x60x49	max 150W	220/240V	50/60Hz

Remote drivers for installation without the canopy.



LED driver



Driver spot

Code	LxPxh	Power	Voltage	Frequency
9D 48V 070 TC	225x60x36	max 70W	220/240V	50/60Hz
9D 48V 075 AL	280x41x29	max 75W	220/240V	50/60Hz

Remote power supply for installation up to 8 spots w/o canopy.

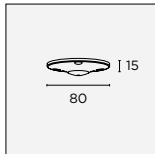


Rings with optics included

Ring - Optics

Code	Ring finish	Optics
353 90 50	1M ● brick red	/M Medium 21°
	10 ● lacquered red	/L Large 30°
	17 ● matt orange	/W Wide 59°
	20 ● spring green	
	33 ● corn yellow	
	42 ○ matt white	
	52 ● matt black	
	64 ● baby blue	
	92 ● concrete grey	

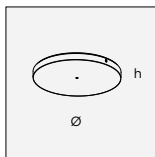
NABOO MEETING SPOT_ accessories for configuration



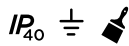
Base for cluster composition including 3 steel cables L = 3000 and Ø = 2.5

Base

Code	Configurations	Finish
345 94 70	Ø 1500/2000+2500 Ø 1500/2000+3000	● chrome

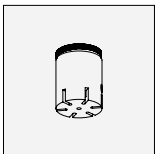


Canopy with an onboard driver 220/240V - 50/60Hz



Canopy

Code	Ø x h	Power	Configurations	Finish
373 92 50 47	ON-OFF 425x60	max 3x150W+ 2x70W	Ø 1500/2000+2500 Ø 1500/2000+3000	○ parget white
373 92 65 47	DALI 580x60	max 3x150W+ 2x70W	Ø 1500/2000+2500 Ø 1500/2000+3000	○ parget white
373 92 69 47	PUSH 580x60	max 3x150W+ 2x70W	Ø 1500/2000+2500 Ø 1500/2000+3000	○ parget white



Accessory for a clean and unobtrusive installation, keeping a minimum distance from the ceiling 600/700/850/1000/1500.


Centralizing accessory*

Code	Configurations	Finish
9G 036	max 3 pendants	chrome


*1 pcs for each product of the composition

NABOO MEETING SPOT

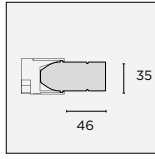
NABOO MEETING

Power	Source consumption	CRI - CCT	Nominal		Delivered output	Efficacy
160W	162,2W	85 - 3000K	22444 lm	E196	15349 lm	72 lm/W
		95 - 2700K	18193 lm	E196	12454 lm	58 lm/W
		95 - 3000K	18353 lm	E196	12454 lm	58 lm/W
		95 - 4000K	19766 lm	E196	13650 lm	64 lm/W

SPOT 6W

Source consumption	CRI - CCT	Nominal	Optics		Delivered output	Efficacy
6W	85 - 3000K	945 lm	Medium 21°	E052	714 lm	121 lm/W
			Large 30°	E053	710 lm	120 lm/W
			Wide 59°	E054	615 lm	104 lm/W
	95 - 2700K	760 lm	Medium 21°	E052	574 lm	97 lm/W
			Large 30°	E053	571 lm	97 lm/W
			Wide 59°	E054	495 lm	84 lm/W
	95 - 3000K	800 lm	Medium 21°	E052	604 lm	102 lm/W
			Large 30°	E053	601 lm	102 lm/W
			Wide 59°	E054	521 lm	88 lm/W
	95 - 4000K	810 lm	Medium 21°	E052	612 lm	104 lm/W
			Large 30°	E053	609 lm	103 lm/W
			Wide 59°	E054	527 lm	89 lm/W

SPOT_ accessories

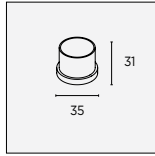


With the optic narrow it is possible to obtain a 10° narrow beam. **With this accessory it is not necessary to order additional optic and ring.**

Optics Narrow

Code

9Q 317 52

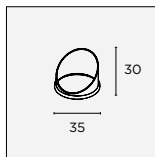


With this accessory it is possible to obtain a narrow and defined beam, with a strong contrast between the illuminated and the not illuminated area.

Cut-Off

Code

9G 049

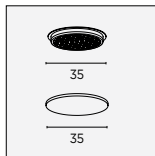


With this accessory it is possible to obtain an asymmetrically narrow and defined beam, with a strong contrast between the illuminated and the not illuminated area.

Visor

Code

9G 048



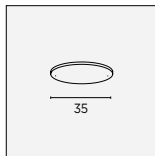
The Honeycomb louvre is an accessory used for the antiglare. It reduces the luminous flux by 20%



Honeycomb louvre

Code

9G 023



The Satin diffuser is used to improve the spreading of the luminous flux, amplifying and softening the luminous flux.



Satin diffuser

Code

9G 024

HOLA

HOLA_ pendants/ceiling lamps



HOLA **composed of modules_** **high efficiency SMD LED source_**

Direct LED pendant luminaire using linear SMD light sources and a DC constant current power supply integrated in the product. The luminaire body is made from extruded aluminium 6060

alloy and consists of sectors that are joint together with diecast connectors which also act as the mounting points for the suspension wire. The length of the suspension wires is easily regulat-

ed with adjustable wire holders. The luminaire is fitted with a PMMA diffuser and is available in matte white or matte black powder coating finish. Ingress protection of IP40.

INFO

Power

76/90/130/200W

Source

LED SMD

Built to last

Lumen maintenance of 50,000 hrs at L80 B10.

Colour and Colour Temperature

CRI 85 - 3000K / CRI 85 - 4000K

Control

ON-OFF / DALI / PUSH / 1-10V

Body finish

○ ●

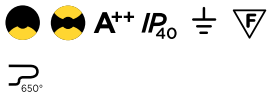


LUISS Hub - Milano | Italy

Lighting designer: FABBRICANOVE - Photo: Paolo Stroppa - AGENZIA & GO



HOLA



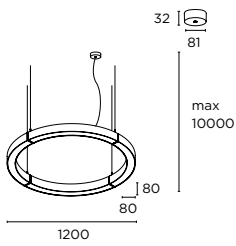
HOLA_ pendants/ceiling lamps

Product configurator

358

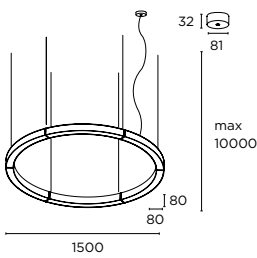
Code Emission Control Finish CRI - CCT*

* For the version CRI 85 - 3000K it is not necessary to fill in the field.



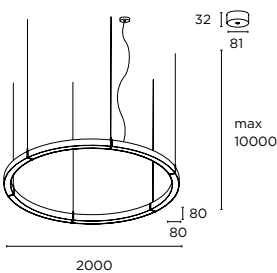
HOLA Small

Code	Emission	Kg	Control	Finish	CRI - CCT
358	54 Direct 76W	13,00	50 ON-OFF	42 ○ matt white	- 85 - 3000K
	55 Dir/Ind 76+38W	14,50	61 1-10V	52 ● matt black	/8540 85 - 4000K
			65 DALI		
			69 PUSH		



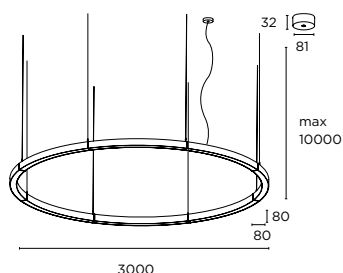
HOLA Medium

Code	Emission	Kg	Control	Finish	CRI - CCT
358	56 Direct 90W	15,00	50 ON-OFF	42 ○ matt white	- 85 - 3000K
	57 Dir/Ind 90+45W	17,00	61 1-10V	52 ● matt black	/8540 85 - 4000K
			65 DALI		
			69 PUSH		



HOLA Large

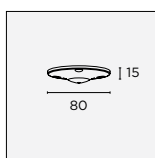
Code	Emission	Kg	Control	Finish	CRI - CCT
358	50 Direct 130W	18,00	50 ON-OFF	42 ○ matt white	- 85 - 3000K
	52 Dir/Ind 130+65W	21,00	61 1-10V	52 ● matt black	/8540 85 - 4000K
			65 DALI		
			69 PUSH		



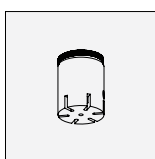
HOLA XLarge

Code	Emission	Kg	Control	Finish	CRI - CCT
358	51 Direct 200W	15,00	50 ON-OFF	42 ○ matt white	- 85 - 3000K
	53 Dir/Ind 200+100W	17,00	61 1-10V 65 DALI 69 PUSH	52 ● matt black	/8540 85 - 4000K

HOLA_ accessories for compositions



Including 4/6 steel cables
L3000 mmand Ø(cm)
[2,5]



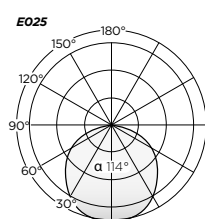
Accessory for a clean and
unobtrusive installation,
keeping a minimum
distance from the ceiling
700/850/1000/1500.

Base

Code	Configurations	Finish
345 94 70	max 3 pendants	● chrome

Centralizing accessory

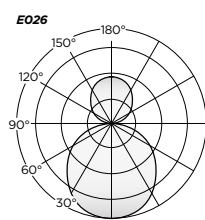
Code	Configurations	Finish
9G 036	max 3 pendants	● chrome



h (m)	Ø	Em (lux/kim)
h1	3,10	337
h2	6,20	84
h3	9,29	37
h4	12,39	21
h5	15,49	13

HOLA Direct

Power	Source consumption	CRI - CCT	Nominal	Delivered output	Efficacy
76W	74W	85 - 3000K	10320 lm	E025 5884 lm	79 lm/W
		85 - 4000K	10800 lm	E025 6158 lm	83 lm/W
90W	93W	85 - 3000K	12900 lm	E025 7350 lm	79 lm/W
		85 - 4000K	13500 lm	E025 7691 lm	83 lm/W
130W	130,2W	85 - 3000K	18060 lm	E025 10312 lm	79 lm/W
		85 - 4000K	18900 lm	E025 10792 lm	83 lm/W
200W	198,4W	85 - 3000K	27520 lm	E025 15662 lm	79 lm/W
		85 - 4000K	28800 lm	E025 16390 lm	83 lm/W



HOLA Direct/Indirect

Power	Source consumption	CRI - CCT	Nominal	Delivered output	Efficacy
76+38W	111,6W	85 - 3000K	15480 lm	E026 8827 lm	79 lm/W
		85 - 4000K	16200 lm	E026 9237 lm	83 lm/W
90+45W	139,5W	85 - 3000K	19350 lm	E026 11024 lm	79 lm/W
		85 - 4000K	20250 lm	E026 11536 lm	83 lm/W
130+65W	195,3W	85 - 3000K	27090 lm	E026 15468 lm	79 lm/W
		85 - 4000K	28350 lm	E026 16188 lm	83 lm/W
200+100W	297,6W	85 - 3000K	41280 lm	E026 23492 lm	79 lm/W
		85 - 4000K	43200 lm	E026 24585 lm	83 lm/W

HOLA MEETING

HOLA MEETING_ pendants/ceiling lamps



HOLA MEETING

composed of modules_

high efficiency SMD LED source_

Direct LED pendant luminaire using linear SMD light sources and a DC constant current power supply integrated in the product. The luminaire body is made from extruded aluminium 6060 alloy

and consists of sectors that are joint together with diecast connectors which also act as the mounting points for the suspension wire. The length of the suspension wires is easily regulated with

adjustable wire holders. The luminaire is fitted with a PMMA diffuser and is available in matte white or matte black powder coating finish. Ingress protection of IP40.

INFO

Power
110W - 110+38W

Source
LED SMD

Built to last
Lumen maintenance of 50,000 hrs at L80 B10.

Colour and Colour Temperature
CRI 85 - 3000K / CRI 85 - 4000K

Control
ON-OFF / DALI / PUSH / 1-10V

Body finish
○ ●

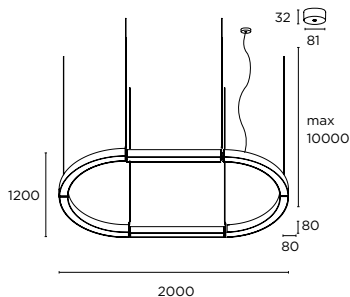



Palazzo Gulinelli - Ferrara | Italy
Client: Fondazione Opera Don Cipriano Canonici Mattei - Project: Studio di Ingegneria e Architettura Ecosostenibile BINARIO LAB
di Arch. Cristiano Ferrari, Ing. Eugenio Artigli - Photo: Elena Romani

HOLA MEETING



HOLA MEETING_ pendants/ceiling lamps



Product configurator

368

Code Emission Control Finish CRI - CCT*

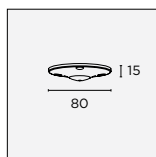
* For the version CRI 85 - 3000K it is not necessary to fill in the field.

HOLA MEETING

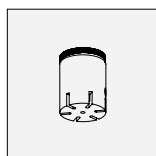
Code	Emission		Kg	Control	Finish	CRI - CCT
368	50 Direct 110W		15,00	50 ON-OFF	42 ○ matt white	- 85 - 3000K
	51 Dir/Ind 110+38W		16,50	61 1-10V*	52 ● matt black	/8540 85 - 4000K
				65 DALI		
				69 PUSH		

* Available only for the 110W direct version.

HOLA MEETING_ accessories for compositions



Base for cluster composition including 3 steel cables L = 3000 and Ø = 2.5



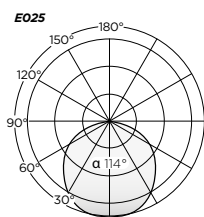
Accessory for a clean and unobtrusive installation, keeping a minimum distance from the ceiling 700/850/1000/1500.

Base

Code	Configurations	Finish
345 94 70	max 3 pendants	● chrome


Centralizing accessory

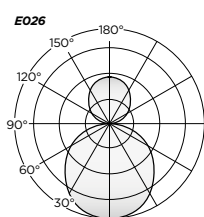
Code	Configurations	Finish
9G 036	max 3 pendants	● chrome




<i>h</i> (m)	\varnothing	<i>Em</i> (lux/klm)
h1	3,10	337
h2	6,20	84
h3	9,29	37
h4	12,39	21
h5	15,49	13

HOLA MEETING Direct

Power	Source consumption	CRI - CCT	Nominal		Delivered output	Efficacy
110W	116,6W	85 - 3000K	15480 lm	E025	8810 lm	76 lm/W
		85 - 4000K	16200 lm	E025	9219 lm	79 lm/W



HOLA MEETING Direct/InDirect

Power	Source consumption	CRI - CCT	Nominal		Delivered output	Efficacy
110+38W	148,8W	85 - 3000K	20640 lm	E026	11746 lm	79 lm/W
		85 - 4000K	21600 lm	E026	12293 lm	83 lm/W

POLO

POLO_ pendants/ceiling lamps



POLO **opal methacrylate_** **high efficiency SMD LED source_**

Handcrafted LED pendant luminaire fitted with SMD linear LED light source and a DC constant-current power supply integral into the fitting. The LED mod-

ules are fitted on a wiring plate that also supports the opal methacrylate body. Homogeneous 360° light distribution. Ingress protection of IP20.

INFO

Power

50/75/124W

Source

LED SMD

Built to last

Lumen maintenance of 50,000 hrs at L80 B10.

Colour and Colour Temperature

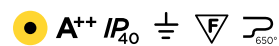
CRI 85 - 2700K / 85 - 3000K / CRI 85 - 4000K

Control

ON-OFF / DALI / PUSH / 1-10V

Body finish

○



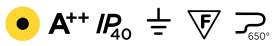
POLO_pendants/ceiling lamps



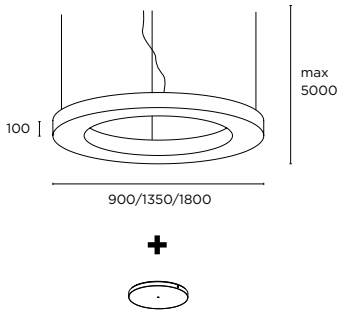
LUISS Hub - Milano | Italy

Lighting designer: FABBRICANOVE - Photo: Paolo Stroppa - AGENZIA & GO

POLO



POLO_ pendants/ceiling lamps



Product configurator

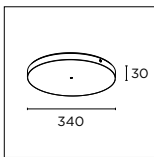
345 + Canopy

Code Dimensions Source Finish CRI - CCT*

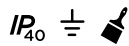
* For the version CRI 85 - 3000K it is not necessary to fill in the field.

POLO

Code	Dimensions	Kg	Source	Finish	CRI - CCT
345	50	Ø 900 - 50W	9,70	50 LED	01 ○ opal /8527 85 - 2700K
	51	Ø 1350 - 75W	15,80		- 85 - 3000K
	52	Ø 1800 - 124W	21,20		/8540 85 - 4000K

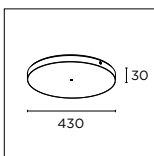


Canopy with an onboard driver 220/240V - 50/60Hz

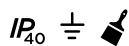


Canopy

Code	Power	Versions	Configurations	Finish
345 90 47	ON-OFF max 80W	Ø 900/1350	-	○ parget white
345 91 47	ON-OFF max 160W	Ø 1800	Ø 900+1350	○ parget white
345 92 47	ON-OFF max 240W	Ø 900/1350/1800	Ø 900+1800 Ø 1350+1800	○ parget white
345 93 47	ON-OFF max 320W	Ø 900/1350/1800	Ø 900+1350+1800 Ø 1800+1800	○ parget white



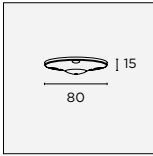
Canopy with an onboard driver 220/240V - 50/60Hz



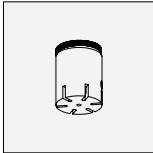
Canopy dimmerabile

Code	Power	Versions	Configurations	Finish
345 90 61 47	1-10V max 80W	Ø 900/1350	-	○ parget white
345 90 65 47	DALI max 80W	Ø 900/1350	-	○ parget white
345 90 69 47	PUSH max 80W	Ø 900/1350	-	○ parget white
345 91 61 47	1-10V max 160W	Ø 1800	Ø 900+1350	○ parget white
345 91 65 47	DALI max 160W	Ø 1800	Ø 900+1350	○ parget white
345 91 69 47	PUSH max 160W	Ø 1800	Ø 900+1350	○ parget white

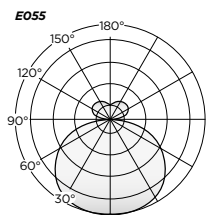
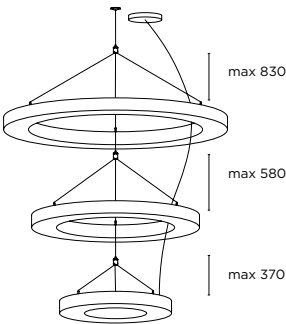
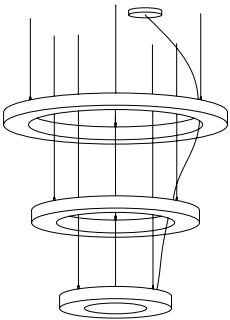
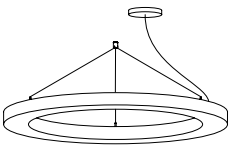
POLO_ accessories for compositions



Base for cluster composition including 3 steel cables $L = 3000$ and $\varnothing = 2.5$



Accessory for a clean and unobtrusive installation, keeping a minimum distance from the ceiling 700/850/1000/1500.



Base

Code	Configurations	Finish
345 94 70	max 3 pendants	chrome

Centralizing accessory

Code	Configurations	Finish
9G 036	max 3 pendants	chrome


Examples of composition

Code	
345 52 50 01	\varnothing 1800 - 124W - 21,20 Kg
+	
345 91 47	Canopy max 160W
+	
9G 036	Centralizing accessory dei cavi di pendant

Code	
345 52 50 01	\varnothing 1800 - 124W - 21,20 Kg
+	
345 51 50 01	\varnothing 1350 - 75W - 15,80 Kg
+	
345 50 50 01	\varnothing 900 - 50W - 9,70 Kg
+	
345 91 47	Canopy max 320W

Code	
345 52 50 01	\varnothing 1800 - 124W - 21,20 Kg
+	
345 51 50 01	\varnothing 1350 - 75W - 15,80 Kg
+	
345 50 50 01	\varnothing 900 - 50W - 9,70 Kg
+	
345 91 47	Canopy max 320W
+	
345 94 70	Base for cluster composition
+	
9G036	3pcs

POLO

Power	Source consumption	CRI - CCT	Nominal		Delivered output	Efficacy
50W	50 W	85 - 2700K	6840 lm	E055	5457 lm	102 lm/W
		85 - 3000K	7120 lm	E055	5680 lm	106 lm/W
		85 - 4000K	7600 lm	E055	6063 lm	113 lm/W
75W	80,4W	85 - 2700K	10260 lm	E055	7503 lm	93 lm/W
		85 - 3000K	10680 lm	E055	7810 lm	97 lm/W
		85 - 4000K	11400 lm	E055	8337 lm	104 lm/W
124W	134W	85 - 2700K	17100 lm	E055	12517 lm	93 lm/W
		85 - 3000K	17800 lm	E055	13030 lm	97 lm/W
		85 - 4000K	19000 lm	E055	13908 lm	104 lm/W

ZERO IN & OUT

ZERO_pendants/ceiling lamps



Autocamp Valkaneia - Vrsar | Croatia
Client: Maltra d.d. - Project: AD, arhitektura i dizajn d.o.o. - Light design: LUKS d.o.o. - Photo: Saša Halambek

ZERO **metal frame suspension structure_** **structure fitted with a white PVC and tessuto chinette or corten_**

Pendant-mounted luminaire fitted with Edison 27 lamp holder for the use of E27 lamps. Metal copper suspension structure fitted with a white PVC lamp shade creating

a diffused light distribution with an interior of chinette fabric. The luminaire is designed to have a conical internal opening. Ingress protection of IP20.

INFO

Power

5/6 x 27W

Source

A60/TC-TSE E27

Emission OUT

Diffused

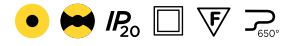
Body finish OUT



Emission IN

Direct/InDirect

Body finish IN



Arya Steak House - Forte dei Marmi, Lucca | Italy

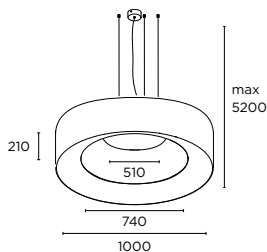
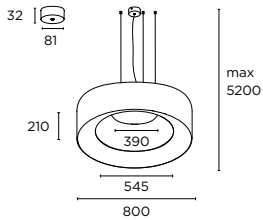
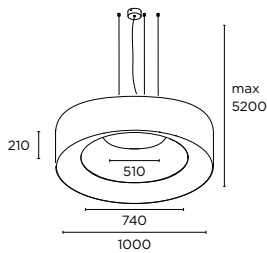
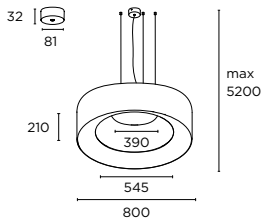
Project: Michele Vitaloni, Charme Italy Studio - Light design: Giulio Naldi, Alain Glogio Hernandez, Studio NIT

ZERO IN & OUT

IP₂₀   








ZERO_pendants/ceiling lamps



Product configurator

306		40	
Code	Dimensions	Source	Finish est./int.







ZERO OUT Diffused

Code	Dimensions	Kg	Source	Finish	est./int.
306	Diffused				
	50 Ø 800 - max 5x27W	3,70	40 TC-TSE	11 	white/red
	52 Ø 1000 - max 6x27W	4,60		42 	white/white
				4D 	white/white legno
				51 	white/black
				64 	white/baby blue

Product configurator

307		40	
Code	Dimensions	Source	Finish est./int.

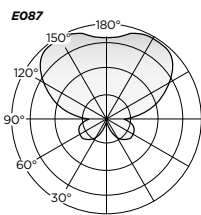
ZERO IN Dir/Ind

Code	Dimensions	Kg	Source	Finish	est./int.
307	Dir./Ind.				
	50 Ø 800 - max 5x27W	3,70	40 TC-TSE	11 	red/white
	52 Ø 1000 - max 6x27W	4,60		42 	white/white
				4D 	white wood/white
				51 	black/white
				64 	baby blue/white
				85 	corten/white



ZERO_pendants/ceiling lamps

Hell's Kitchen Italia - Sky Uno.



ZERO OUT

Power

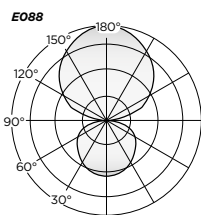
5x27W

6x27W



E087

E087



ZERO IN

Power

5x27W

6x27W



E088

E088



LUISS Hub - Milano | Italy
Lighting designer: FABBRICANOVE - Photo: Paolo Stroppa - AGENZIA & GO

10

**LED or Fluo version_
high efficiency SMD LED source_**

LED surface luminaire using SMD LED light source and a DC constant current power supply integral to the product. Fitted with a PMMA diffuser as standard or microprismatic diffuser on request. The luminaire

body is made from aluminium and comes in four powder coat finishes as well as Corten finish. **Also available in DALI Emergency option on request for version Ø > 260.** The fitting can be converted into a

suspended fitting using a suspension kit accessory. Direct/Indirect distribution can be created through the use of an 8W kit to be installed as an upright in the fitting. Ingress protection of IP40.

INFO

Power

15/25/50/62/124/198W

Source

LED SMD - T16-R/T16/TC-L

Performance (LED version)

Lumen maintenance of 50,000 hrs at L80 B10.

Colour and Colour Temperature

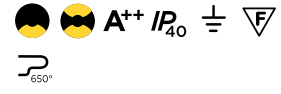
CRI 85 - 2700K / CRI 85 - 3000K / CRI 85 - 4000K

Control

ON-OFF / DALI / PUSH / 1-10V / PHASE CUT /EM.1h

Body finish

○ ● ● ● ●



IO

A++ IP₄₀



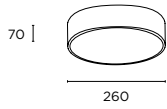
IO_pendants/ceiling lamps

Product configurator

325

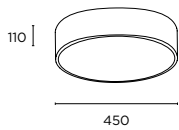
Code **Versions** **Control** **Finish** **CRI - CCT***

* For the version CRI 85 - 3000K it is not necessary to fill in the field.



IO 260

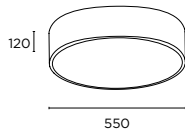
Code	Versions	Kg	Control	Finish	CRI - CCT				
325	40	Ø 260 - 15W	0,70	50	ON-OFF	42	matt white	/8527	85 - 2700K
				53	EM. 1h ON-OFF	52	matt black	-	85 - 3000K
				61	1-10V	85	corten	/8540	85 - 4000K
				65	DALI	92	concrete grey		
				68	PUSH				
				64	PHASE CUT				



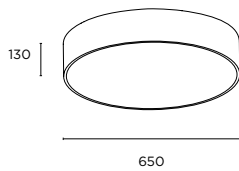
UGR <19

IO 450

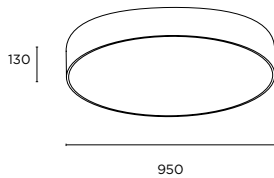
Code	Versions	Kg	Control	Finish	CRI - CCT				
325	41	Ø 450 - 25W	2,40	50	ON-OFF	42	matt white	/8527	85 - 2700K
				53	EM. 1h ON-OFF	52	matt black	-	85 - 3000K
				61	1-10V	85	corten	/8540	85 - 4000K
				65	DALI	92	concrete grey		
				68	PUSH				
				64	PHASE CUT				



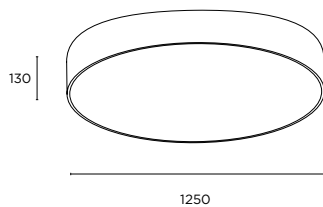
UGR <19		IO 550							
Code	Versions	Kg	Control	Finish	CRI - CCT				
325	45	Ø 550 - 50W	4,85	50	ON-OFF	42	○ matt white	/8527	85 - 2700K
				53	EM. 1h ON-OFF	52	● matt black	-	85 - 3000K
				61	1-10V	85	● corten	/8540	85 - 4000K
				65	DALI	92	● concrete grey		
				69	PUSH				
				64	PHASE CUT				



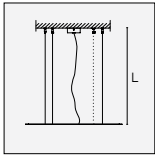
UGR <19		IO 650							
Code	Versions	Kg	Control	Finish	CRI - CCT				
325	42	Ø 650 - 62W	5,30	50	ON-OFF	42	○ matt white	/8527	85 - 2700K
				53	EM. 1h ON-OFF	52	● matt black	-	85 - 3000K
				61	1-10V	85	● corten	/8540	85 - 4000K
				65	DALI	92	● concrete grey		
				69	PUSH				
				64	PHASE CUT				



UGR <19		IO 950							
Code	Versions	Kg	Control	Finish	CRI - CCT				
325	43	Ø 950 - 124W	13,20	50	ON-OFF	42	○ matt white	/8527	85 - 2700K
				53	EM. 1h ON-OFF	52	● matt black	-	85 - 3000K
				61	1-10V	85	● corten	/8540	85 - 4000K
				65	DALI	92	● concrete grey		
				69	PUSH				
				64	PHASE CUT				



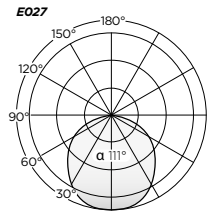
UGR <19		IO 1250							
Code	Versions	Kg	Control	Finish	CRI - CCT				
325	44	Ø 1250 - 198W	18,50	50	ON-OFF	42	○ matt white	/8527	85 - 2700K
				53	EM. 1h ON-OFF	52	● matt black	-	85 - 3000K
				61	1-10V	85	● corten	/8540	85 - 4000K
				65	DALI	92	● concrete grey		
				69	PUSH				
				64	PHASE CUT				



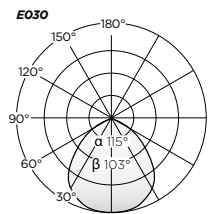
Suspension kit on 3 cables
L=2000; on 4 cables
L=4700



Microprismatic diffuser



h (m)	Ø	Em (lux/klm)
h1	2,90	359
h2	5,81	90
h3	8,71	40
h4	11,61	22
h5	14,51	14



h (m)	Ø	Em (lux/klm)
h1	3,14	205
h2	6,29	51
h3	9,43	23
h4	12,57	13
h5	15,71	8

Suspension kit

Code	Length	Versions	Control	Emission
324	90	max 2000 Ø 260/450/550/650	- ON-OFF	Direct
	91	max 4700 Ø 950/1250	15 1-10V/DALI/PUSH/EM. 1h	Direct

Code	Length	Versions	Control	Emission*
342	90	max 2000 Ø 550/650	- ON-OFF	Dir./Ind.
	91	max 4700 Ø 950/1250	15 1-10V/DALI/PUSH/EM. 1h	Dir./Ind.

* The indirect light is created through a kit to be installed on the upper part of the lighting fitting.

Microprismatic diffuser

Code	Versions	Finish
325	91	Ø 260
	92	Ø 450
	95	Ø 550
	93	Ø 650
	94	Ø 950
	00	microprismatic

IO

Power	Source consumption	CRI - CCT	Nominal	Delivered output	Efficacy
15W	13,3W	85 - 2700K	1860 lm	E027 1015 lm	76 lm/W
		85 - 3000K	1900 lm	E027 1037 lm	78 lm/W
		85 - 4000K	2060 lm	E027 1124 lm	85 lm/W
25W	26,8W	85 - 2700K	3420 lm	E027 2004 lm	75 lm/W
		85 - 3000K	3560 lm	E027 2086 lm	78 lm/W
		85 - 4000K	3800 lm	E027 2227 lm	83 lm/W
50W	53,6W	85 - 2700K	6840 lm	E027 4077 lm	76 lm/W
		85 - 3000K	7120 lm	E027 4244 lm	79 lm/W
		85 - 4000K	7600 lm	E027 4530 lm	85 lm/W
62W	67W	85 - 2700K	8550 lm	E027 5093 lm	76 lm/W
		85 - 3000K	8900 lm	E027 5302 lm	79 lm/W
		85 - 4000K	9500 lm	E027 5659 lm	84 lm/W
124W	134W	85 - 2700K	17100 lm	E027 9901 lm	74 lm/W
		85 - 3000K	17800 lm	E027 10306 lm	77 lm/W
		85 - 4000K	19000 lm	E027 11001 lm	82 lm/W
198W	214,4W	85 - 2700K	27360 lm	E027 15078 lm	70 lm/W
		85 - 3000K	28400 lm	E027 15651 lm	73 lm/W
		85 - 4000K	30400 lm	E027 16753 lm	78 lm/W

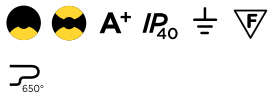
IO with Microprismatic diffuser

Power	Source consumption	CRI - CCT	Nominal	Delivered output	Efficacy
15W	13,3W	85 - 2700K	1860 lm	E030 1374 lm	103 lm/W
		85 - 3000K	1900 lm	E030 1404 lm	106 lm/W
		85 - 4000K	2060 lm	E030 1522 lm	114 lm/W
25W	26,8W	85 - 2700K	3420 lm	E030 2820 lm	105 lm/W
		85 - 3000K	3560 lm	E030 2935 lm	110 lm/W
		85 - 4000K	3800 lm	E030 3133 lm	117 lm/W
55 W	53,6W	85 - 2700K	6840 lm	E030 5588 lm	104 lm/W
		85 - 3000K	7120 lm	E030 5816 lm	109 lm/W
		85 - 4000K	7600 lm	E030 6208 lm	116 lm/W
62W	67W	85 - 2700K	8550 lm	E030 7084 lm	106 lm/W
		85 - 3000K	8900 lm	E030 7374 lm	110 lm/W
		85 - 4000K	9500 lm	E030 7871 lm	117 lm/W
124W	134W	85 - 2700K	17100 lm	E030 13952 lm	104 lm/W
		85 - 3000K	17800 lm	E030 14523 lm	108 lm/W
		85 - 4000K	19000 lm	E030 15502 lm	116 lm/W



*Bon Group Office - Kuwait City | Kuwait
Lighting designer: Archjs, Jassim Alshehab Architects*

IO FLUO

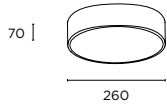


Product configurator

325

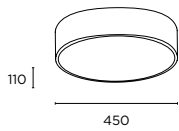
Code Versions Control Finish

IO FLUO 260



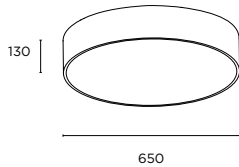
Code	Versions	Power	Kg	Control	Finish
325	40	∅ 260 - T16-R 2XG13 1x22W	0,60	10 ON-OFF 11 1-10V 12 PUSH 15 DALI	42 ○ matt white 52 ● matt black 85 ● corten 92 ● concrete grey

IO FLUO 450



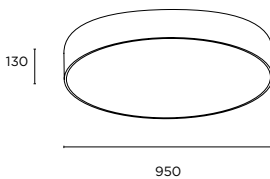
Code	Dimensions	Power	Kg	Control	Finish
325	41	∅ 450 - T16-R 2XG13 1x55/60W	1,75	10 ON-OFF 11 1-10V 12 PUSH 13 EM. 1h 15 DALI	42 ○ matt white 52 ● matt black 85 ● corten 92 ● concrete grey

IO FLUO 650



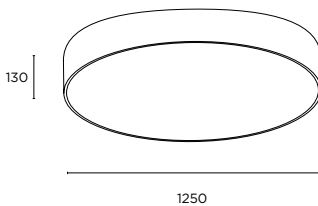
Code	Versions	Power	Kg	Control	Finish
325	42	∅ 650 - TCL - 2G11 T16 - G5 2x24W + 4x14/24W	4,90	10 ON-OFF 11 1-10V 12 PUSH 13 EM. 1h 15 DALI	42 ○ matt white 52 ● matt black 85 ● corten 92 ● concrete grey

IO FLUO 950



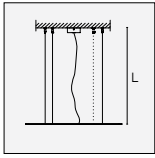
Code	Versions	Power	Kg	Control	Finish
325	43	∅ 950 - T16 - G5 4x14/24W + 4x21/39W	9,70	10 ON-OFF 11 1-10V 12 PUSH 13 EM. 1h 15 DALI	42 ○ matt white 52 ● matt black 85 ● corten 92 ● concrete grey

IO FLUO 1250



Code	Versions	Power	Kg	Control	Finish
325	44	∅ 1250 - T16 - G5 2x14/24W + 4x21/39W + 4x28/54W	15,00	10 ON-OFF 11 1-10V 12 PUSH 13 EM. 1h 15 DALI	42 ○ matt white 52 ● matt black 85 ● corten 92 ● concrete grey

IO FLUO_ accessories



Suspension kit on 3 cables
L=2000; on 4 cables
L=4700



Microprismatic
diffuser

Suspension kit

Code	Length	Versions	Control	Emission
324	90	max 2000 Ø 260/450/650	- ON-OFF	Direct
	91	max 4700 Ø 950/1250	15 1-10V/DALI/PUSH/EM. 1h	Direct

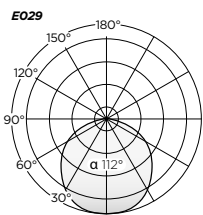
Code	Length	Versions	Control	Emission*
324	92	max 2000 Ø 260/450/650	- ON-OFF	Dir./Ind.
	93	max 4700 Ø 950	15 1-10V/DALI/PUSH/EM. 1h	Dir./Ind.
	94	max 4700 Ø 1250		

* The indirect light is created through a kit to be installed on the upper part of the lighting fitting.

Microprismatic diffuser


Code	Versions	Finish
325	91	Ø 260
	92	Ø 450
	93	Ø 650
	94	Ø 950

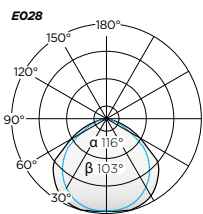
00 microprismatic



h (m)	Ø	Em (lux/klm)
h1	2,95	168
h2	5,90	42
h3	8,85	19
h4	11,80	10
h5	14,75	7


IO FLUO

Versions	Power	
Ø 260	1x22W	 E029
Ø 450	1x55/60W	E029
Ø 650	2x24W + 4x14/24W	E029
Ø 950	4x14/24W + 4x21/39W	E029
Ø 1250	2x14/24W + 4x21/39W + 4x28/54W	E029



h (m)	Ø	Em (lux/klm)
h1	3,14	205
h2	6,29	51
h3	9,43	23
h4	12,57	13
h5	15,71	8

IO FLUO with Microprismatic diffuser

Versions	Power	
Ø 260	1x22W	 E028
Ø 450	1x55/60W	E028
Ø 650	2x24W + 4x14/24W	E028
Ø 950	4x14/24W + 4x21/39W	E028

ATOLLO

ATOLLO_ pendants/ceiling lamps



ATOLLO

double ignition_

high efficiency SMD LED source_

A dual source LED ceiling lamp available in a multitude of liquid painted finishes and custom colours. One LED light source is located in the middle of the fit-

ting, creating the main downlight illumination. The second light source is located behind the structure holding the premier light source, creating a decorative ring of

light. Available for use with DALI, PUSH, and 1-10V dimming controls. Trailing edge and leading edge dimming available on request. Ingress protection of IP40.

INFO

Power

15+6W/25+11W

Source

LED SMD

Built to last

Lumen maintenance of 50,000 hrs at L80 B10.

Colour and Colour Temperature

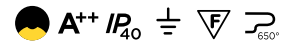
CRI 85 - 2700K / CRI 85 - 3000K / CRI 85 - 4000K

Control

ON-OFF / DALI / PUSH / 1-10V / PHASE CUT


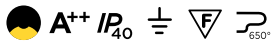
Body finish

○ ○ ● ● ○ ●



ALD Automotive canteen - Torino | Italy
Client: Tierra S.p.A. - Project: Liquidostudio + Arch. Fabrizio Varvaro

ATOLLO



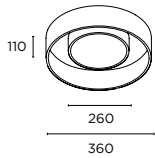
ATOLLO_ pendants/ceiling lamps

Product configurator

330

Code Dimensions Control Finish est./int. CRI - CCT*

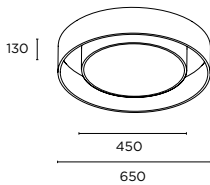
* For the version CRI 85 - 3000K it is not necessary to fill in the field.



ATOLLO Small

Code	Dimensions	Kg	Control	Finish est./int.	CRI - CCT	
330	41	Ø 360 - 15+6W	1,40	50 ON-OFF	17/40	glossy w./matt orange /8527 85 - 2700K
				61 1-10V	22/40	glossy w./spring green - 85 - 3000K
				64 P. CUT*	17/52	matt black/matt orange /8540 85 - 4000K
				65 DALI	22/52	matt black/spring green
				68 PUSH	17/92	concrete g./matt orange
					22/92	concrete g./spring green

* Available only for the 15W direct version.

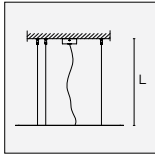


ATOLLO Large

Code	Dimensions	Kg	Control	Finish est./int.	CRI - CCT	
330	42	Ø 650 - 25+11W	4,90	50 ON-OFF	17/40	glossy w./matt orange /8527 85 - 2700K
				61 1-10V	22/40	glossy w./spring green - 85 - 3000K
				64 P. CUT*	17/52	matt black/matt orange /8540 85 - 4000K
				65 DALI	22/52	matt black/spring green
				68 PUSH	17/92	concrete g./matt orange
					22/92	concrete g./spring green

* Available only for the 25W direct version.

ATOLLO_ accessories

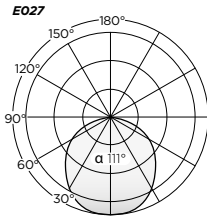


Suspension kit

32 | 81


Suspension kit

Code	Lenght	Finish
330 90	max 2000	○ glossy white



h (m)	Ø	Em (lux/klm)
h1	2,90	359
h2	5,81	90
h3	8,71	40
h4	11,61	22
h5	14,51	14

ATOLLO

Power	Source consumption	CRI - CCT	Nominal		Delivered output	Efficacy
15+6W	21,3W	85 - 2700K	2460 lm	E027	1742 lm	82 lm/W
		85 - 3000K	2550 lm	E027	1805 lm	82 lm/W
		85 - 4000K	2760 lm	E027	1954 lm	92 lm/W
25+11W	42,6W	85 - 2700K	4620 lm	E027	3202 lm	75 lm/W
		85 - 3000K	4810 lm	E027	3333 lm	78 lm/W
		85 - 4000K	5100 lm	E027	3534 lm	83 lm/W

NEW

LULÙ

LULÙ_ pendants/ceiling lamps



LULÙ

metal and etched glass_

high efficiency COB LED source_

Surface or pendant-mounted luminaire for use with a TC-TEL compact fluorescent light. The luminaire is fitted with a bayonet lamp holder and an

opal acid etched glass diffuser. Suspension mounting can be achieved with the suspension mounting accessory. Lulù is available in a plethora of differ-

ent colour combinations, combining two finishes for the outer and the inner surfaces of the luminaire body. Ingress protection of IP44.

INFO

Power

9/13/18W

Source

COB LED

Built to last

Lumen maintenance of 100,000 hrs at L80 B10.

Colour and Colour Temperature

CRI 85 - 3000K / CRI 95 - 2700K
CRI 95 - 3000K / CRI 95 - 4000K

Control

ON-OFF / DALI / PUSH / 1-10V

Body finish



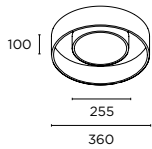


Product configurator

331

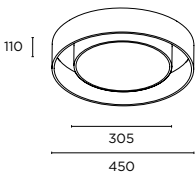
Code Dimensions Control Finish est./int. CRI - CCT*

* For the version CRI 85 - 3000K it is not necessary to fill in the field.



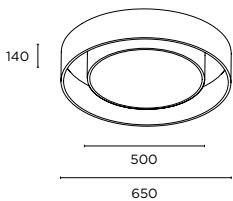
LULÙ Small

Code	Dimensions	Kg	Control	Finish est./int.	CRI - CCT	
331	40	∅ 360 - 9W	1,80	50 ON-OFF	17/40 glossy w./matt orange	- 85 - 3000K
				61 1-10V	22/40 glossy w./spring green	/9527 95 - 2700K
				65 DALI	17/52 matt black/matt orange	/9530 95 - 3000K
				68 PUSH	22/52 matt black/spring green	/9540 95 - 4000K
					17/92 concrete g./matt orange	
					22/92 concrete g./spring green	



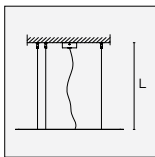
LULÙ Medium

Code	Dimensions	Kg	Control	Finish est./int.	CRI - CCT	
331	41	∅ 450 - 13W	2,70	50 ON-OFF	17/40 glossy w./matt orange	- 85 - 3000K
				61 1-10V	22/40 glossy w./spring green	/9527 95 - 2700K
				65 DALI	17/52 matt black/matt orange	/9530 95 - 3000K
				68 PUSH	22/52 matt black/spring green	/9540 95 - 4000K
					17/92 concrete g./matt orange	
					22/92 concrete g./spring green	



LULÙ Large


Code	Dimensions	Kg	Control	Finish est./int.	CRI - CCT	
331	42	∅ 650 - 18W	6,00	50 ON-OFF	17/40 glossy w./matt orange	- 85 - 3000K
				61 1-10V	22/40 glossy w./spring green	/9527 95 - 2700K
				65 DALI	17/52 matt black/matt orange	/9530 95 - 3000K
				68 PUSH	22/52 matt black/spring green	/9540 95 - 4000K
					17/92 concrete g./matt orange	
					22/92 concrete g./spring green	

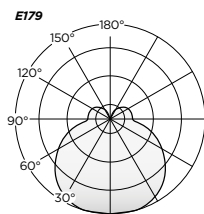


Suspension kit


32 |  | 81

Suspension kit

Code	Lenght	Finish
331 90	max 2000	 glossy white



LULÙ

Power	Source consumption	CRI - CCT	Nominal		Delivered output	Efficacy
9W	8,1W	85 - 3000K	1300 lm	E179	927 lm	114 lm/W
			1050 lm	E179	749 lm	83 lm/W
			1100 lm	E179	785 lm	87 lm/W
			1120 lm	E179	799 lm	89 lm/W
13W	11,6W	85 - 3000K	1820 lm	E179	1115 lm	96 lm/W
			1499 lm	E179	919 lm	79 lm/W
			1559 lm	E179	956 lm	82 lm/W
			1583 lm	E179	970 lm	84 lm/W
18W	16,8W	85 - 3000K	2535 lm	E179	1554 lm	92 lm/W
			2089 lm	E179	1280 lm	76 lm/W
			2171 lm	E179	1331 lm	79 lm/W
			2204 lm	E179	1351 lm	80 lm/W



YOMA

YOMA_pendants/ceiling lamps



YOMA

aluminum and tempered glass_
high efficiency SMD LED source_

Ceiling or wall mounted LED luminaire with omni-directional, diffused light distribution and a diameter of 130mm. The luminaire consists of a diecast base, combined with tempered glass. Available with nominal 4.5W

(450lm) or 8W (750lm) light source in 2700K, 3000K or 4000K in CRI85. Lumen maintenance of 50,000 hrs at L80 B10. Mix and match finishes for the base and the coloured ring accessory, choosing from six colour

choices: concrete grey, baby blue, brick red, matt black textured, matt white textured and rust effect. Ingress protection of IP65. Class I luminaire with integral ON-OFF power supply, dimmable via PHASE CUT dimmer.

INFO

Power
4,5/8W

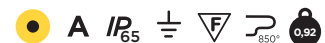
Source
SMD LED

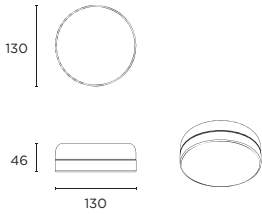
Built to last
Lumen maintenance of 50,000 hrs at L80 B10.

LED Colour and Colour Temperature
CRI 85 - 2700K / CRI 85 - 3000K / CRI 85 - 4000K

Control
ON-OFF / PHASE CUT

Body finish





Product configurator

8 375 40

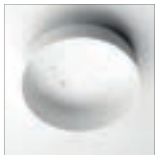
Code **Power** **Finish** **CRI - CCT***

* For the version CRI 85 - 3000K it is not necessary to fill in the field.

YOMA

Code	Kg	Power	Finish	CRI - CCT
8 375 40	0,92	50 LED - 4,5W	1M ● brick red	/8527 85 - 2700K
		51 LED - 8W	WT ○ white txt	- 85 - 3000K
			BT ● black txt	/8540 85 - 4000K
			64 ● baby blue	
			RU ● corten effect	
			CG ● concrete grey	

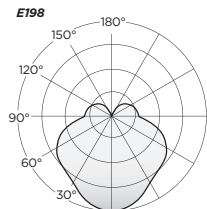
YOMA_ accessories




Decorative ring

Ring

Code	Ring finish
8 375 90 00	1M ● brick red
	WT ○ white txt
	BT ● black txt
	64 ● baby blue
	RU ● corten effect
	CG ● concrete grey



YOMA

Power	Source consumption	CRI - CCT	Nominal	 Delivered output	Efficacy
4,5W	4,5W	85 - 2700K	450 lm	E198 323 lm	72 lm/W
		85 - 3000K	450 lm	E198 323 lm	72 lm/W
		85 - 4000K	450 lm	E198 323 lm	72 lm/W
8W	8W	85 - 2700K	750 lm	E198 538 lm	67 lm/W
		85 - 3000K	750 lm	E198 538 lm	67 lm/W
		85 - 4000K	750 lm	E198 538 lm	67 lm/W

TEDDY

TEDDY_ pendants/ceiling lamps



TEDDY

colored comfort rings_

high efficiency LED source_

Surface-mounted LED luminaire whose body is manufactured from aluminium and is available in liquid-painted finishes, including matt white, matt black and concrete grey. Comfort rings for maximum visual

well-being. Accessories include a polycarbonate opal diffuser and honeycomb louvre with matt white ring (UGR<19). Ingress protection of IP20 or IP40 when fitted with polycarbonate opal diffuser.

INFO

Power

8/17W

Source

LED SMD

Built to last

Lumen maintenance of 50,000 hrs at L80B10.

Colour and Colour Temperature

CRI 85 - 3000K / CRI 85 - 4000K

Control

ON-OFF / DALI / PUSH / 1-10V / PHASE CUT



Body finish



Ring finish



TEDDY



TEDDY_pendants/ceiling lamps

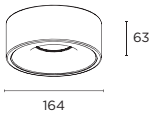


Product configurator

371 40 + Ring

Code Control Finish CRI - CCT*

* For the version CRI 85 - 3000K it is not necessary to fill in the field.



Comfort ring

A++

TEDDY Medium

Code	Kg	Control	Finish	CRI - CCT
371 40	8W	0,37	50	ON-OFF
42			○ matt white	- 85 - 3000K
52			● matt black	/8540 85 - 4000K
92			● concrete grey	

+

Ring

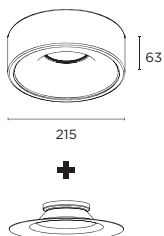
Code	Ring finish
371 91 00	
1M	● brick red
10	● lacquered red
17	● matt orange
20	● spring green
33	● corn yellow
42	○ matt white
52	● matt black
64	● baby blue
92	● concrete grey

Product configurator

343 40 + Ring

Code Control Finish CRI - CCT*

* For the version CRI 85 - 3000K it is not necessary to fill in the field.



A+

TEDDY Large

Code	Kg	Control	Finish	CRI - CCT
343 40	17W 0,49	50 ON-OFF	42 ○ matt white	- 85 - 3000K
		61 1-10V	52 ● matt black	/8540 85 - 4000K
		65 DALI	92 ● concrete grey	
		68 PUSH		
		64 PHASE CUT		

+

Ring

Code	Ring finish
343 94 00	1M ● brick red
	10 ● lacquered red
	17 ● matt orange
	20 ● spring green
	33 ● corn yellow
	42 ○ matt white
	52 ● matt black
	64 ● baby blue
	92 ● concrete grey



Comfort ring

TEDDY_ accessories



Polycarbonate opal diffuser.
With this accessory there is no need to order coloured rings.

IP₄₀ 750°



Honeycomb louvre

UGR <19

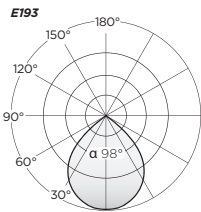
Diffuser

Code	note	Finish
343 92 00	only for Teddy Large	○ opal

Honeycomb Louvre

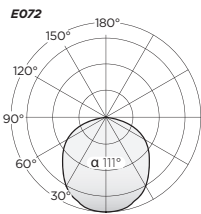
Code	Finish
9G 032	● black

TEDDY_ pendants/ceiling lamps



TEDDY

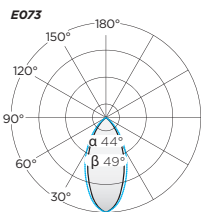
Power	Source consumption	CRI - CCT	Nominal	Delivered output	Efficacy
8W	7,8W	85 - 3000K	1084 lm	E193 810 lm	104 lm/W
		85 - 4000K	1150 lm	E193 859 lm	110 lm/W
17W	16,8W	85 - 3000K	2100 lm	E193 1584 lm	94 lm/W
		85 - 4000K	2222 lm	E193 1676 lm	100 lm/W



h (m)	Ø	Em (lux/klm)
h1	2,92	356
h2	5,85	89
h3	8,77	40
h4	11,70	22
h5	14,62	14

TEDDY with Diffuser

Power	Source consumption	CRI - CCT	Nominal	Delivered output	Efficacy
17W	16,8W	85 - 3000K	2100 lm	E072 924 lm	55 lm
		85 - 4000K	2222 lm	E072 978 lm	58 lm



h (m)	Ø	Em (lux/klm)
h1	0,82	1421
h2	1,64	355
h3	2,46	158
h4	3,28	89
h5	4,10	57

TEDDY with Honeycomb Louvre

Power	Source consumption	CRI - CCT	Nominal	Delivered output	Efficacy
8W	7,8W	85 - 3000K	1084 lm	E073 705 lm	90 lm/W
		85 - 4000K	1150 lm	E073 748 lm	96 lm/W
17W	16,8W	85 - 3000K	2100 lm	E073 1365 lm	81 lm/W
		85 - 4000K	2222 lm	E073 1444 lm	86 lm/W



TEDDY_ pendants/ceiling lamps



Private apartment "Blue Lagoon" - Vienna | Austria
Lighting design: Alexander Magyar - Interior design: Fridl Nefe

360

**biemission_ dimmable with phase cut_
high efficiency SMD LED source_**

LED SMD pendant capable of Direct/Indirect lighting with mains voltage board. The light source is installed on a sandblasted methacrylate support with diffusing function. Available in numerous liquid painted

finishes and custom colours. Supplied with polycarbonate canopy painted in the chosen fixture finish. Class I luminaire with integral ON-OFF power supply, dimmable via PHASE CUT (Trailing Edge).

INFO

Power
10W

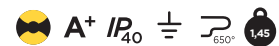
Source
LED SMD

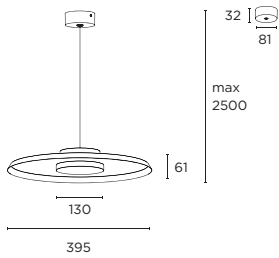
Built to last
Lumen maintenance of 50,000 hrs at L80B10.

Colour and Colour Temperature
CRI 85 - 2700K / CRI 85 - 3000K / CRI 85 - 4000K

Control
ON-OFF / PHASE CUT

Body finish
● ○ ● ● ●





Product configurator

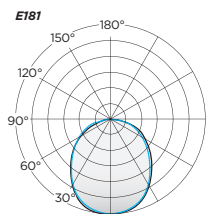
360 50 50

Code Finish CRI - CCT*


** For the version CRI 85 - 3000K it is not necessary to fill in the field.*

360

Code	Kg	Finish	CRI - CCT
360 50 50	10W 1,45	1M ● brick red 42 ○ matt white 52 ● matt black 64 ● baby blue 92 ● concrete grey	/8527 85 - 2700K - 85 - 3000K /8540 85 - 4000K



360

Power	Source consumption	CRI - CCT	Nominal	 Delivered output	Efficacy
10W	10W	85 - 2700K	1200 lm	E181 861 lm	86 lm/W
		85 - 3000K	1200 lm	E181 861 lm	86 lm/W
		85 - 4000K	1200 lm	E181 861 lm	86 lm/W

PONYO

PONYO_pendants/ceiling lamps



Private apartment - Firenze | Italy
Project: Tempelbau, ufficio di architettura, Cotto di Te

PONYO

**biemission_ dimmable with phase cut_
high efficiency SMD LED source_**

LED SMD pendant capable of Direct/Indirect lighting with mains voltage board. The light source is installed on a sand-blasted methacrylate support with diffusing function. Available in numerous liquid

painted finishes and custom colours. Supplied with polycarbonate canopy painted in the chosen fixture finish. Class I luminaire with integral ON-OFF power supply, dimmable via PHASE CUT (Trailing Edge).

INFO

Power
10W

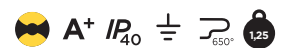
Source
LED SMD

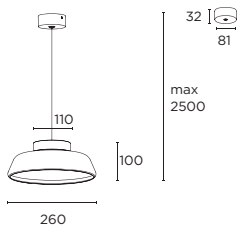
Built to last
Lumen maintenance of 50,000 hrs at L80B10.

Colour and Colour Temperature
CRI 85 - 2700K / CRI 85 - 3000K / CRI 85 - 4000K

Control
ON-OFF / PHASE CUT

Body finish
● ○ ● ● ●





Product configurator

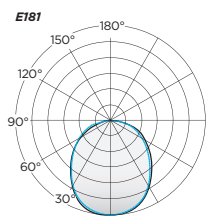
357 50 50

Code Finish CRI - CCT*


** For the version CRI 85 - 3000K it is not necessary to fill in the field.*

PONYO

Code	Kg	Finish	CRI - CCT
357 50 50	10W 1,25	1M ● brick red 42 ○ matt white 52 ● matt black 64 ● baby blue 92 ● concrete grey	<input type="text"/> /8527 85 - 2700K <input type="text"/> - 85 - 3000K <input type="text"/> /8540 85 - 4000K



PONYO

Power	Source consumption	CRI - CCT	Nominal		Delivered output	Efficacy
10W	10W	85 - 2700K	1200 lm	E181	861 lm	86 lm/W
		85 - 3000K	1200 lm	E181	861 lm	86 lm/W
		85 - 4000K	1200 lm	E181	861 lm	86 lm/W

LIA

LIA_pendants/ceiling lamps



LIA

**biemission_ dimmable with phase cut_
high efficiency SMD LED source_**

LED SMD pendant capable of Direct/Indirect lighting with mains voltage board. The light source is installed on a sand-blasted methacrylate support with diffusing function. Available in numerous liquid

painted finishes and custom colours. Supplied with polycarbonate canopy painted in the chosen fixture finish. Class I luminaire with integral ON-OFF power supply, dimmable via PHASE CUT (Trailing Edge).

INFO

Power
10W

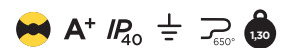
Source
LED SMD

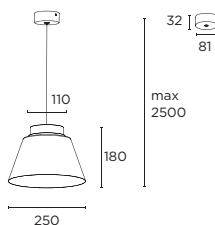
Built to last
Lumen maintenance of 50,000 hrs at L80B10.

Colour and Colour Temperature
CRI 85 - 2700K / CRI 85 - 3000K / CRI 85 - 4000K

Control
ON-OFF / PHASE CUT

Body finish
● ○ ● ● ●





Product configurator

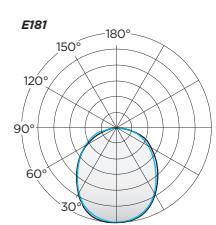
356 50 50

Code Finish CRI - CCT*


* For the version CRI 85 - 3000K it is not necessary to fill in the field.

LIA

Code	Kg	Finish	CRI - CCT
356 50 50	10W 1,30	1M ● brick red	/8527 85 - 2700K
		42 ○ matt white	- 85 - 3000K
		52 ● matt black	/8540 85 - 4000K
		64 ● baby blue	
		92 ● concrete grey	



LIA

Power	Source consumption	CRI - CCT	Nominal		Delivered output	Efficacy
10W	10W	85 - 2700K	1200 lm	E181	861 lm	86 lm/W
		85 - 3000K	1200 lm	E181	861 lm	86 lm/W
		85 - 4000K	1200 lm	E181	861 lm	86 lm/W

WILLY

WILLY_ pendants/ceiling lamps



ALD Automotive canteen - Roma | Italy
Project: GLA Genius Loci Architettura

WILLY

**COB LED source or E27 version_
the body is manufactured from spun aluminium_**

Pendant-mounted LED luminaire with direct light distribution. The luminaire body is manufactured from spun aluminium and is finished with liquid paint. Optics are available

in Medium, Large and Extra Large. Ingress protection of IP20. Pendant-mounted luminaire fitted also Edison 27 lamp holder. The electrical connexion is made inside the

canopy. The luminaire body is manufactured from spun aluminium and is finished with liquid paint. Supplied with a polycarbonate opal diffuser. Ingress protection of IP40.

INFO

Power

9/13/26/40W

Source

LED - A60 - TC-TSE E27

Built to last

Lumen maintenance of 100,000 hrs at L80B10.

Colour and Colour Temperature

CRI 85 - 3000K / CRI 95 - 2700K

CRI 95 - 3000K / CRI 95 - 4000K

Control

ON-OFF / DALI / PUSH / 1-10V

Body finish



Ring finish



Medium



Large



Xlarge



Headquarter MCB - Valkenswaard | Netherlands

Light design: M+R Interior Architecture - Project: Unique Brands

WILLY



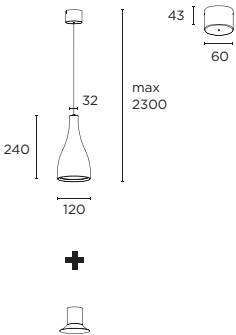
WILLY_pendants/ceiling lamps

Product configurator

313 52 50 + Ring - Optics

Code Dimensions Control Finish CRI - CCT*

* For the version CRI 85 - 3000K it is not necessary to fill in the field.



WILLY Small

Code	Dimensions	Kg	Control	Finish	CRI - CCT
313	52 Ø 120 - 9W	0,45	50 ON-OFF	1M ● brick red	- 85 - 3000K
				10 ● lacquered red	/9527 95 - 2700K
				20 ● spring green	/9530 95 - 3000K
				33 ● corn yellow	/9540 95 - 4000K
				40 ○ glossy white	
				52 ● matt black	
				64 ● baby blue	
				85 ● corten	
				92 ● concrete grey	



Ring

Code	Ring finish	
313 92 00	1M ● brick red	74°
	10 ● lacquered red	
	20 ● spring green	
	33 ● corn yellow	
	40 ○ glossy white	
	52 ● matt black	
	64 ● baby blue	
	92 ● concrete grey	



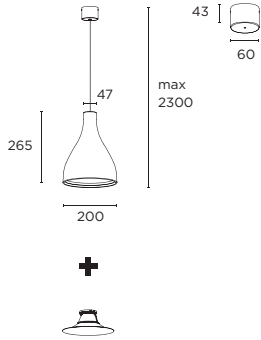
Rings with optics included

Product configurator

313 50 50 + Ring - Optics

Code Dimensions Control Finish CRI - CCT*

* For the version CRI 85 - 3000K it is not necessary to fill in the field.



WILLY Medium

Code	Dimensions	Kg	Control	Finish	CRI - CCT
313	50 Ø 200 - 13W	0,80	50 ON-OFF	1M ● brick red	- 85 - 3000K
				10 ● lacquered red	/9527 95 - 2700K
				20 ● spring green	/9530 95 - 3000K
				33 ● corn yellow	/9540 95 - 4000K
				40 ○ glossy white	
				52 ● matt black	
				64 ● baby blue	
				85 ● corten	
				92 ● concrete grey	



Ring - Optics

Code	Ring finish	Optics
313 90 50	1M ● brick red	/M Medium 31°
	10 ● lacquered red	/L Large 58°
	20 ● spring green	/X XLarge 71°
	33 ● corn yellow	
	40 ○ glossy white	
	52 ● matt black	
	64 ● baby blue	
	92 ● concrete grey	



Rings with optics included

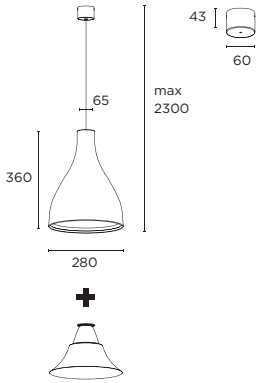
Product configurator

313 51 + Ring - Optics

Code Dimensions Control Finish CRI - CCT*

* For the version CRI 85 - 3000K it is not necessary to fill in the field.

WILLY_pendants/ceiling lamps



WILLY Large

Code	Dimensions	Kg	Control	Finish	CRI - CCT
313	51	∅ 280 - 26W	1,45	50 ON-OFF	1M ● brick red - 85 - 3000K
			61 1-10V	10 ● lacquered red	/9527 95 - 2700K
			65 DALI	20 ● spring green	/9530 95 - 3000K
			68 PUSH	33 ● corn yellow	/9540 95 - 4000K
				40 ○ glossy white	
				52 ● matt black	
				64 ● baby blue	
				85 ● corten	
				92 ● concrete grey	

+

Ring - Optics

Code	Ring finish	Optics
313 91 50	1M ● brick red	/M Medium 22°
	10 ● lacquered red	/L Large 46°
	20 ● spring green	/X XLarge 50°
	33 ● corn yellow	
	40 ○ glossy white	
	52 ● matt black	
	64 ● baby blue	
	92 ● concrete grey	



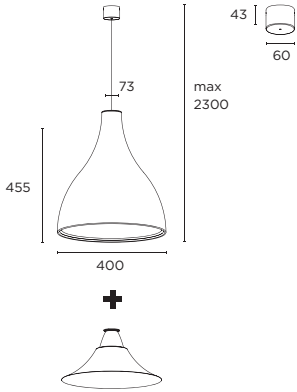
Rings with optics included

Product configurator

313 53 + Ring - Optics

Code Dimensions Control Finish CRI - CCT*

* For the version CRI 85 - 3000K it is not necessary to fill in the field.



WILLY XLarge

Code	Dimensions	Kg	Control	Finish	CRI - CCT
313	53	∅ 400 - 40W	2,30	50 ON-OFF	1M 85 - 3000K
			61 1-10V	10 lacquered red	/9527 95 - 2700K
			65 DALI	20 spring green	/9530 95 - 3000K
			69 PUSH	33 corn yellow	/9540 95 - 4000K
				40 glossy white	
				52 matt black	
				64 baby blue	
				85 corten	
				92 concrete grey	

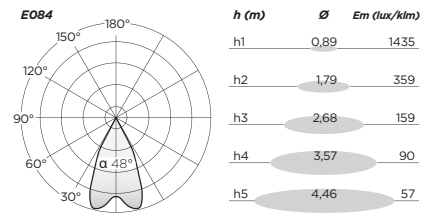
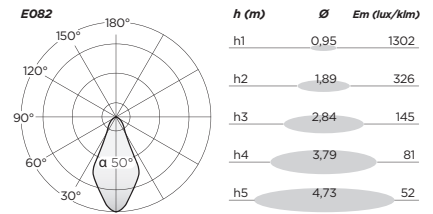
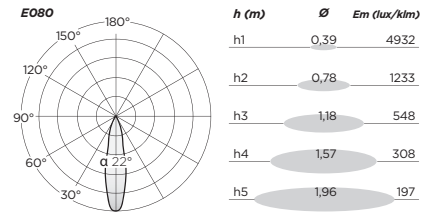
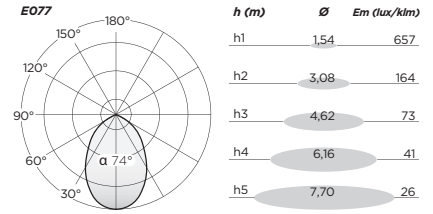
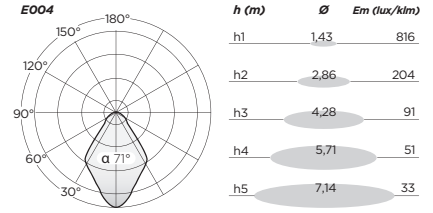
+

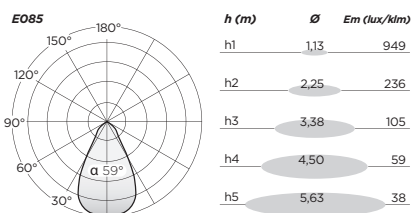
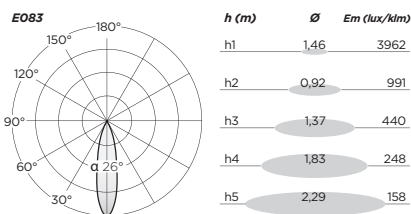
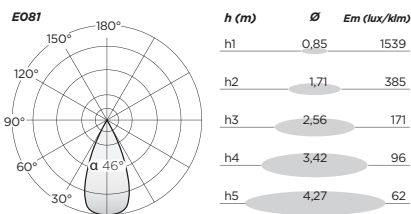
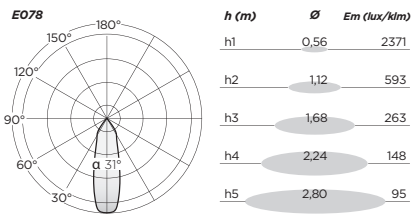
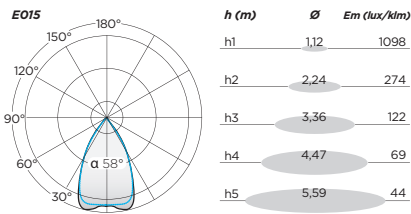
Ring - Optics

Code	Ring finish	Optics
313 93 50	1M brick red	/M Medium 26°
	10 lacquered red	/L Large 48°
	20 spring green	/X XLarge 59°
	33 corn yellow	
	40 glossy white	
	52 matt black	
	64 baby blue	
	92 concrete grey	



Rings with optics included





WILLY

Power	Source consumption	CRI - CCT	Nominal	Optics	Delivered output	Efficacy
9W	8,1W	85 - 3000K	1327 lm	Large 74°	E077 940 lm	116 lm/W
		95 - 2700K	1093 lm	Large 74°	E077 774 lm	96 lm/W
		95 - 3000K	1136 lm	Large 74°	E077 804 lm	99 lm/W
		95 - 4000K	1154 lm	Large 74°	E077 817 lm	101 lm/W
13W	11,6W	85 - 3000K	1820 lm	Medium 31°	E078 1506 lm	130 lm/W
				Large 58°	E015 1369 lm	118 lm/W
				XLarge 71°	E004 1263 lm	109 lm/W
		95 - 2700K	1499 lm	Medium 31°	E078 1241 lm	107 lm/W
				Large 58°	E015 1128 lm	97 lm/W
				XLarge 71°	E004 1040 lm	90 lm/W
		95 - 3000K	1559 lm	Medium 31°	E078 1290 lm	111 lm/W
				Large 58°	E015 1173 lm	101 lm/W
				XLarge 71°	E004 1082 lm	93 lm/W
				95 - 4000K	1583 lm	Medium 31°
26W	24,3W	85 - 3000K	3462 lm	Medium 22°	E080 2500 lm	103 lm/W
				Large 46°	E081 2466 lm	101 lm/W
				XLarge 50°	E082 2289 lm	94 lm/W
		95 - 2700K	2853 lm	Medium 22°	E080 2060 lm	85 lm/W
				Large 46°	E081 2032 lm	84 lm/W
				XLarge 50°	E082 1886 lm	78 lm/W
		95 - 3000K	2967 lm	Medium 22°	E080 2142 lm	88 lm/W
				Large 46°	E081 2114 lm	87 lm/W
				XLarge 50°	E082 1962 lm	81 lm/W
				95 - 4000K	3012 lm	Medium 22°
40W	35,5W	85 - 3000K	5326 lm	Medium 26°	E083 3644 lm	103 lm/W
				Large 48°	E084 3614 lm	102 lm/W
				XLarge 59°	E085 2838 lm	80 lm/W
		95 - 2700K	4423 lm	Medium 26°	E083 3026 lm	85 lm/W
				Large 48°	E084 3001 lm	85 lm/W
				XLarge 59°	E085 2357 lm	66 lm/W
		95 - 3000K	4601 lm	Medium 26°	E083 3148 lm	89 lm/W
				Large 48°	E084 3122 lm	88 lm/W
				XLarge 59°	E085 2451 lm	69 lm/W
				95 - 4000K	4671 lm	Medium 26°
		Large 48°	E084 3170 lm	89 lm/W		
		XLarge 59°	E085 2489	70 lm/W		

WILLY EDISON 27

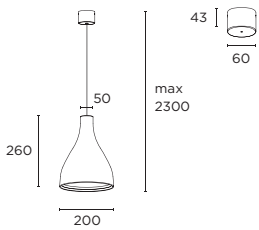


WILLY EDISON 27_ pendants/ceiling lamps

Product configurator

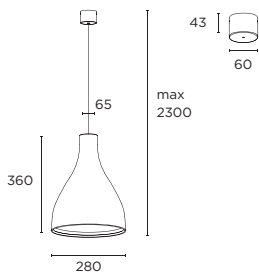
313 40

Code Dimensions Source Finish



WILLY EDISON 27 Medium

Code	Dimensions	Source	Power	Kg	Finish
313	50 Ø 200	40 A60 E27 TC-TSE E27	max 60W max 23W	0,90	1M ● brick red 10 ● lacquered red 20 ● spring green 33 ● corn yellow 40 ○ glossy white 52 ● matt black 64 ● baby blue 85 ● corten 92 ● concrete grey



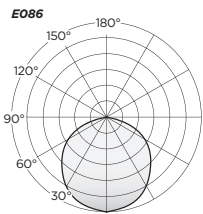
WILLY EDISON 27 Large

Code	Dimensions	Source	Power	Kg	Finish
313	51 Ø 280	40 A60 E27 TC-TSE E27	max 60W max 33W	1,00	1M ● brick red 10 ● lacquered red 20 ● spring green 33 ● corn yellow 40 ○ glossy white 52 ● matt black 64 ● baby blue 85 ● corten 92 ● concrete grey



WILLY EDISON 27_ pendants/ceiling lamps

Showroom ARAKAMA - Beasain | País Vasco



<i>h</i> (m)	\varnothing	<i>Em</i> (lux/klm)
h1	2,89	119
h2	5,77	30
h3	8,66	13
h4	11,55	7
h5	14,43	5

WILLY EDISON 27

Dimensions	Power
\varnothing 200	max 60W
\varnothing 280	max 60W



E086

E086

SHOP

SHOP_ pendants/ceiling lamps



SHOP

**monoemission or biemission_
high efficiency COB LED source_**

Pendant-mounted LED luminaire with direct light distribution. Liquid-painted finishes include matt white, matt black and concrete grey. The luminaire is available

in three beam angles: Medium, Large or Extra Large. Ingress protection of IP20 or IP40 when fitted with microprismatic diffuser accessory.

INFO

Power

66/80W

Source

COB LED

Built to last

Lumen maintenance of 100,000 hrs at L80B10.

Colour and Colour Temperature

CRI 85 - 3000K / CRI 95 - 2700K

CRI 95 - 3000K / CRI 95 - 4000K

Control

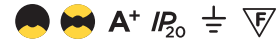
ON-OFF / DALI / PUSH / 1-10V

Body finish

○ ● ●

Ring finish

● ● ● ○ ● ●



Medium



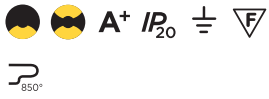
Large



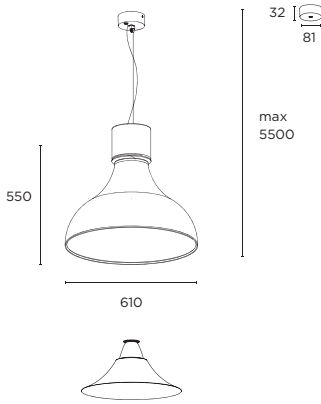
Xlarge



SHOP



SHOP_pendants/ceiling lamps



Product configurator

344 + Ring - Optics

Code Emission Control Finish CRI - CCT*

* For the version CRI 85 - 3000K it is not necessary to fill in the field.

SHOP 66W

Code	Emission		Kg	Control	Finish	CRI - CCT	
344	54	Direct 66W	4,90	50	ON-OFF	42 ○ matt white	- 85 - 3000K
	55	Dir/Ind 66+9W	5,00	61	1-10V	52 ● matt black	/9527 95 - 2700K
				65	DALI	92 ● concrete grey	/9530 95 - 3000K
				69	PUSH	/9540 95 - 4000K	

SHOP 80W

Code	Emission		Kg	Control	Finish	CRI - CCT	
344	50	Direct 80W	4,90	50	ON-OFF	42 ○ matt white	- 85 - 3000K
	51	Dir/Ind 80+9W	5,00			52 ● matt black	/9527 95 - 2700K
						92 ● concrete grey	/9530 95 - 3000K
						/9540 95 - 4000K	

+



Rings with optics
included

Ring - Optics

Code	Ring finish	Optics
344 90 50	1M ● brick red	/M Medium 33°
	17 ● matt orange	/L Large 57°
	20 ● spring green	/X XLarge 61°
	42 ○ matt white	
	52 ● matt black	
	92 ● concrete grey	

SHOP_ accessories



Microprismatic diffuser,
Optics included. **Coloured
ring should not be ordered
with this accessory.**

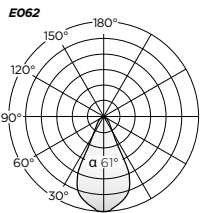
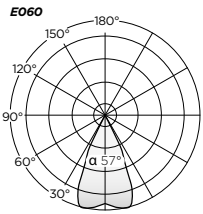
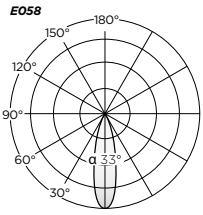
IP₄₀  650°

Microprismatic diffuser

Code	
344 91 00	43°

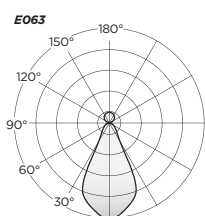
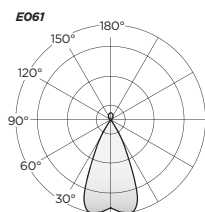
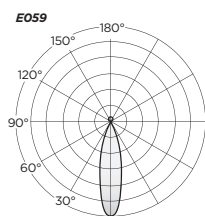
SHOP

SHOP_ pendants/ceiling lamps




SHOP Direct

Power	Source consumption	CRI - CCT	Nominal	Optics	Delivered output	Efficacy
66W	61,7W	85 - 3000K	9154 lm	Medium 33°	E058 5950 lm	96 lm/W
				Large 57°	E060 6432 lm	104 lm/W
				XLarge 61°	E062 5656 lm	92 lm/W
				Medium 33°	E058 4899 lm	79 lm/W
				Large 57°	E060 5296 lm	86 lm/W
				XLarge 61°	E062 4657 lm	75 lm/W
				Medium 33°	E058 5097 lm	83 lm/W
				Large 57°	E060 5511 lm	89 lm/W
				XLarge 61°	E062 4846 lm	79 lm/W
80W	73,1W	85 - 3000K	10514 lm	Medium 33°	E058 6833 lm	93 lm/W
				Large 57°	E060 7388 lm	101 lm/W
				XLarge 61°	E062 6496 lm	89 lm/W
				Medium 33°	E058 5627 lm	77 lm/W
				Large 57°	E060 6083 lm	83 lm/W
				XLarge 61°	E062 5349 lm	73 lm/W
				Medium 33°	E058 5854 lm	80 lm/W
				Large 57°	E060 6329 lm	87 lm/W
				XLarge 61°	E062 5565 lm	76 lm/W
95	2700K	8657 lm	8657 lm	Medium 33°	E058 5944 lm	81 lm/W
				Large 57°	E060 6425 lm	88 lm/W
				XLarge 61°	E062 5650 lm	77 lm/W
				Medium 33°	E058 5097 lm	83 lm/W
				Large 57°	E060 5511 lm	89 lm/W
				XLarge 61°	E062 4846 lm	79 lm/W
				Medium 33°	E058 5175 lm	84 lm/W
				Large 57°	E060 5594 lm	91 lm/W
				XLarge 61°	E062 4919 lm	80 lm/W
95	3000K	7843 lm	7843 lm	Medium 33°	E058 5944 lm	81 lm/W
				Large 57°	E060 6425 lm	88 lm/W
				XLarge 61°	E062 5650 lm	77 lm/W
				Medium 33°	E058 5097 lm	83 lm/W
				Large 57°	E060 5511 lm	89 lm/W
				XLarge 61°	E062 4846 lm	79 lm/W
				Medium 33°	E058 5175 lm	84 lm/W
				Large 57°	E060 5594 lm	91 lm/W
				XLarge 61°	E062 4919 lm	80 lm/W
95	4000K	7962 lm	7962 lm	Medium 33°	E058 5944 lm	81 lm/W
				Large 57°	E060 6425 lm	88 lm/W
				XLarge 61°	E062 5650 lm	77 lm/W
				Medium 33°	E058 5097 lm	83 lm/W
				Large 57°	E060 5511 lm	89 lm/W
				XLarge 61°	E062 4846 lm	79 lm/W
				Medium 33°	E058 5175 lm	84 lm/W
				Large 57°	E060 5594 lm	91 lm/W
				XLarge 61°	E062 4919 lm	80 lm/W



SHOP Direct/Indirect

Power	Source consumption	CRI - CCT	Nominal	Optics		Delivered output	Efficacy		
66+9W	61.7+8.1W	85 - 3000K	10172 lm	Medium 27°	E059	6812 lm	98 lm/W		
				Large 48°	E061	6858 lm	98 lm/W		
				XLarge 51°	E063	6255 lm	90 lm/W		
				95 - 2700K	8376 lm	Medium 27°	E059	5609 lm	80 lm/W
				Large 48°	E061	5647 lm	81 lm/W		
				XLarge 51°	E063	5151 lm	74 lm/W		
				95 - 3000K	8714 lm	Medium 27°	E059	5835 lm	84 lm/W
				Large 48°	E061	5875 lm	84 lm/W		
				XLarge 51°	E063	5359 lm	77 lm/W		
80+9W	73.1+8.1W	85 - 3000K	11486 lm	Medium 27°	E059	5924 lm	85 lm/W		
				Large 48°	E061	5965 lm	85 lm/W		
				XLarge 51°	E063	5440 lm	78 lm/W		
				95 - 2700K	9458 lm	Medium 27°	E059	6334 lm	80 lm/W
				Large 48°	E061	6377 lm	81 lm/W		
				XLarge 51°	E063	5816 lm	74 lm/W		
				95 - 3000K	9839 lm	Medium 27°	E059	6589 lm	84 lm/W
				Large 48°	E061	6634 lm	84 lm/W		
				XLarge 51°	E063	6050 lm	77 lm/W		
95 - 4000K	9990 lm	Medium 27°	E059	6690 lm	85 lm/W				
		Large 48°	E061	6736 lm	85 lm/W				
		XLarge 51°	E063	6143 lm	78 lm/W				

BILUX

BILUX_ pendants/ceiling lamps



BILUX

direct issue or dir/ind_

high efficiency COB LED source_

LED pendant projector with driver on board available with Medium, Large, Wide and Extra-large optic. The body of these projector consists of a liquid painted aluminium plate and decora-

tive ring. The reflection optic comes in a mirror- painted polycarbonate finish designed to direct luminous fluxes (to be ordered separately). Ingress protection of IP20.

INFO

Power

26/40/40+9W

Source

COB LED

Built to last

Lumen maintenance of 100,000 hrs at L80B10.

Colour and Colour Temperature

CRI 85 - 3000K / CRI 95 - 2700K
CRI 95 - 3000K / CRI 95 - 4000K

Control

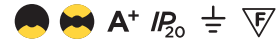
ON-OFF / DALI / PUSH / 1-10V / PHASE CUT

Body finish

○ ● ●

Ring finish

● ● ● ● ● ● ●



Medium



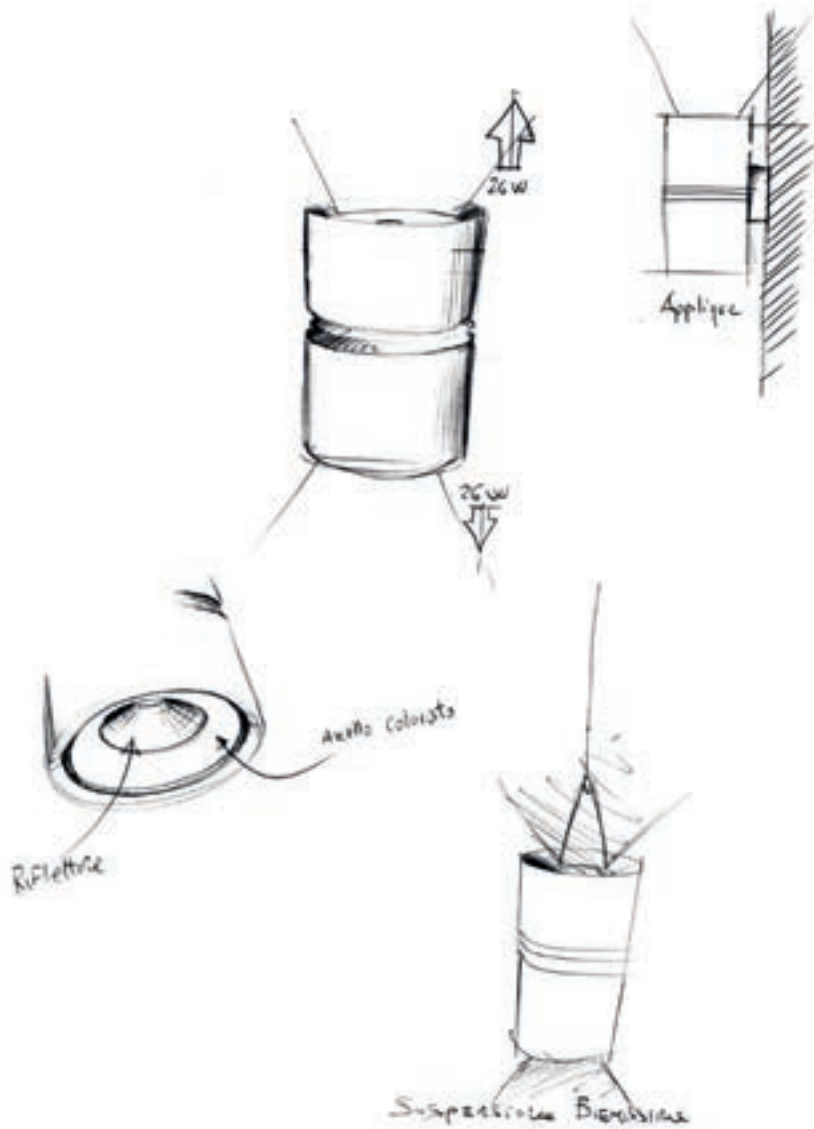
Large



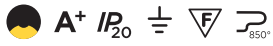
Wide



XLarge



BILUX



BILUX_pendants/ceiling lamps

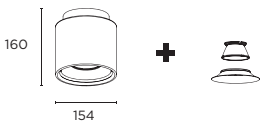
Product configurator

319 40 + Ring - Optics

Code Emission Control Finish CRI - CCT*

* For the version CRI 85 - 3000K it is not necessary to fill in the field.

BILUX Ceiling



Code	Emission		Kg	Control	Finish	CRI - CCT
319	40	Direct	26W 0,75	50 ON-OFF	42 ○ matt white	- 85 - 3000K
				61 1-10V	52 ● matt black	/9527 95 - 2700K
				64 PHASE CUT	92 ● concrete grey	/9530 95 - 3000K
				65 DALI		/9540 95 - 4000K
				68 PUSH		

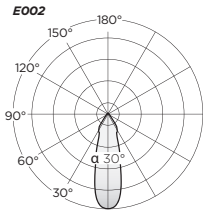
+

Ring - Optics

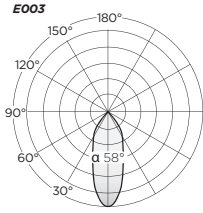


Rings with optics included

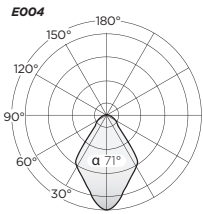
Code	Ring finish	Optics
319 90 50	10 ● lacquered red	/M Medium 30°
	17 ● matt orange	/W Wide 58°
	20 ● spring green	/X XLarge 71°
	42 ○ matt white	
	52 ● matt black	
	64 ● baby blue	
	92 ● concrete grey	



<i>h</i> (m)	Ø	Em (lux/klm)
h1	0,53	2612
h2	10,6	653
h3	1,59	290
h4	2,12	163
h5	2,65	104















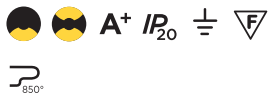
<i>h</i> (m)	Ø	Em (lux/klm)
h1	1,10	1176
h2	2,20	294
h3	3,30	131
h4	4,39	73
h5	5,49	47



<i>h</i> (m)	Ø	Em (lux/klm)
h1	1,43	816
h2	2,86	204
h3	4,28	91
h4	5,71	51
h5	7,14	33

BILUX

Power	Source consumption	CRI - CCT	Nominal	Optics		Delivered output	Efficacy
26W	24,3W	85 - 3000K	3583 lm	Medium 30°		E002 2390 lm	98 lm/W
				Wide 58°		E003 2372 lm	98 lm/W
				XLarge 71°		E004 2357 lm	97 lm/W
95 - 2700K	2952 lm			Medium 30°		E002 1969 lm	81 lm/W
				Large 58°		E003 1955 lm	80 lm/W
				XLarge 71°		E004 1942 lm	80 lm/W
95 - 3000K	3070 lm			Medium 30°		E002 2048 lm	84 lm/W
				Large 58°		E003 2033 lm	84 lm/W
				XLarge 71°		E004 2020 lm	83 lm/W
95 - 4000K	3117 lm			Medium 30°		E002 2079 lm	86 lm/W
				Large 58°		E003 2064 lm	85 lm/W
				XLarge 71°		E004 2051 lm	84 lm/W



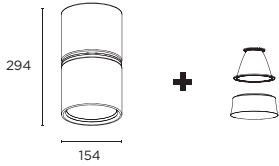
Product configurator

319 + Ring - Optics

Code Emission Control Finish CRI - CCT*

* For the version CRI 85 - 3000K it is not necessary to fill in the field.

BILUX_pendants/ceiling lamps

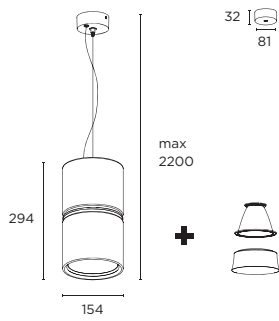


BILUX Ceiling

Code	Emission		Kg	Control	Finish	CRI - CCT		
319	41	Direct	40W 1,50	50	ON-OFF	42	○ matt white	- 85 - 3000K
				61	1-10V	52	● matt black	/9527 95 - 2700K
				65	DALI	92	● concrete grey	/9530 95 - 3000K
				68	PUSH			/9540 95 - 4000K

BILUX Pendant

Code	Emission		Kg	Control	Finish	CRI - CCT		
319	50	Direct	40W 1,55	50	ON-OFF	42	○ matt white	- 85 - 3000K
				61	1-10V	52	● matt black	/9527 95 - 2700K
				65	DALI	92	● concrete grey	/9530 95 - 3000K
				68	PUSH			/9540 95 - 4000K



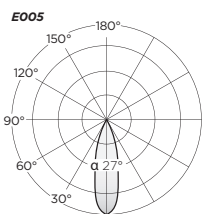
+



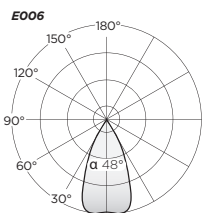
Rings with optics included

Ring - Optics

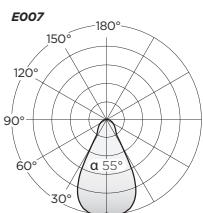
Code	Ring finish	Optics
319 91 50	10 ● lacquered red	/M Medium 27°
	17 ● matt orange	/L Large 48°
	20 ● spring green	/X XLarge 55°
	42 ○ matt white	
	52 ● matt black	
	64 ● baby blue	
	92 ● concrete grey	



<i>h</i> (m)	\varnothing	<i>Em</i> (lux/klm)
h1	0,48	3863
h2	0,97	966
h3	1,45	429
h4	1,94	241
h5	2,42	155




<i>h</i> (m)	\varnothing	<i>Em</i> (lux/klm)
h1	0,88	1432
h2	349	349
h3	155	155
h4	87	87
h5	56	56



<i>h</i> (m)	\varnothing	<i>Em</i> (lux/klm)
h1	1,04	1010
h2	2,08	252
h3	3,13	112
h4	4,17	63
h5	5,21	40

BILUX

Power	Source consumption	CRI - CCT	Nominal	Optics		Delivered output	Efficacy
40W	37W	85 - 3000K	5158 lm	Medium 27°	E005	3184 lm	86 lm/W
				Large 48°	E006	3232 lm	87 lm/W
				XLarge 55°	E007	3105 lm	84 lm/W
95 - 2700K	4250 lm	95 - 2700K	4250 lm	Medium 27°	E005	2624 lm	71 lm/W
				Large 48°	E006	2664 lm	72 lm/W
				XLarge 55°	E007	2559 lm	69 lm/W
95 - 3000K	4420 lm	95 - 3000K	4420 lm	Medium 27°	E005	2729 lm	74 lm/W
				Large 48°	E006	2770 lm	75 lm/W
				XLarge 55°	E007	2661 lm	72 lm/W
95 - 4000K	4487 lm	95 - 4000K	4487 lm	Medium 27°	E005	2770 lm	75 lm/W
				Large 48°	E006	2812 lm	76 lm/W
				XLarge 55°	E007	2701 lm	73 lm/W

NEW

PINKO

PINKO_pendants/ceiling lamps



PINKO

**Version ceiling or suspension_
high efficiency COB LED source_**

Cylindrical LED luminaire. Manufactured in aluminium with rounded corners and a recessed LED light source. Diameter of 100mm and a length of 210mm. Available in 2700K, 3000K and 4000K in CRI95 and 3000K in CRI85. Nominal power consumption of 6.5W (1100lm). Lumen maintenance of 140,000 hrs at L80B10.

The inner bezel acts as the reflector and is available in nine colour choices including the new copper, dark bronze and gold finishes. When choosing a matt black inner bezel finish, the bezel acts like a matt dark-light reflector for minimal glare and maximum visual comfort. Ingress protection of IP20 or IP40. Class

I luminaire with integral ON-OFF power supply. Housing finishes include matt white, matt black, baby blue, brick red, concrete grey and corten effect. The suspend version is equipped with a 2m suspension and supply cable and a canopy painted in the same finishing as the main body of the device.

INFO

Power

6,5W

Source

COB LED

Built to last

Lumen maintenance of 140,000 hrs at L80B10.

Colour and Colour Temperature

CRI 85 - 3000K / CRI 95 - 2700K
CRI 95 - 3000K / CRI 95 - 4000K

Control

ON-OFF

Body finish



Ring finish



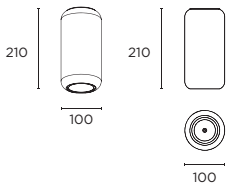


Product configurator

374 40 **50**

Code **Source** **Body finish** **Ring finish** **CRI - CCT***

** For the version CRI 85 - 3000K it is not necessary to fill in the field.*



IP₄₀

PINKO Ceiling

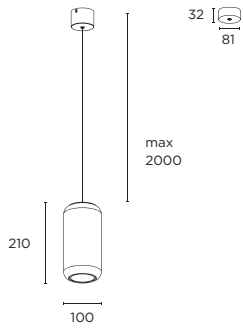
Code	Kg	Source	Body finish	Ring finish	CRI - CCT
374 40	0,75	50 LED - 6,5W	1M ● brick red	/1M ● brick red	- 85 - 3000K
			42 ○ matt white	/17 ● matt orange	/9527 95 - 2700K
			52 ● matt black	/22 ● matt green	/9530 95 - 3000K
			64 ● baby blue	/64 ● baby blue	/9540 95 - 4000K
			86 ● corten effect	/BK ● matt black	
			92 ● concrete grey	/BZ ● bronzo txt	
				/CT ● copper txt	
				/GT ● glod txt	
				/WH ○ matt white	

Product configurator

374 50

Code Source Body finish Ring finish CRI - CCT*

* For the version CRI 85 - 3000K it is not necessary to fill in the field.

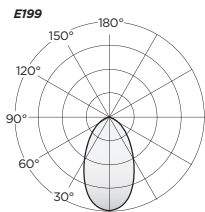


IP₂₀


PINKO Pendant

Code	Kg	Source	Body finish	Ring finish	CRI - CCT
374 50	0,90	50 LED - 6,5W	1M ● brick red	/1M ● brick red	- 85 - 3000K
			42 ○ matt white	/17 ● matt orange	/9527 95 - 2700K
			52 ● matt black	/22 ● matt green	/9530 95 - 3000K
			64 ● baby blue	/64 ● baby blue	/9540 95 - 4000K
			86 ● corten effect	/BK ● matt black	
			92 ● concrete grey	/BZ ● bronzo txt	
				/CT ● copper txt	
				/GT ● glod txt	
				/WH ○ matt white	

PINKO_pendants/ceiling lamps



PINKO

Power	Source consumption	CRI - CCT	Nominal	 Delivered output	Efficacy
6,5W	6,4W	85 - 3000K	1100 lm	E199 660 lm	103 lm/W
		95 - 2700K	905 lm	E199 543 lm	85 lm/W
		95 - 3000K	940 lm	E199 564 lm	88 lm/W
		95 - 4000K	955 lm	E199 573 lm	90 lm/W

MAG

MAG_pendants/ceiling lamps



Showroom TERRATINTA Group - Fiorano Modenese | Italy
Project: Enrico Bergamini Studio, Luce Trend, Quarta Dimensione

MAG

version ceiling or suspension_

high efficiency COB LED source_

Pendant-mounted LED luminaire whose light source is mounted on a fixed optical assembly with heat dissipating capabilities. The body is manufactured from extruded

aluminium and is available in three liquid coating options, including matt white, matt black and concrete grey. Optics are available in Spot, Medium and Large. Liquid paint

finish options for the coloured ring include lacqueredred, matt orange, spring green, corn yellow, matt white, matt black and concrete grey. Ingress protection of IP20.

INFO

Power

26/33W

Source

COB LED

Built to last

Lumen maintenance of 100,000 hrs at L80B10.

Colour and Colour Temperature

CRI 85 - 3000K / CRI 95 - 2700K
CRI 95 - 3000K / CRI 95 - 4000K

Control

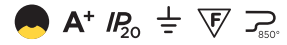
ON-OFF / DALI / PUSH / 1-10V

Body finish

○ ● ●

Ring finish

● ● ● ● ● ● ● ●



Spot



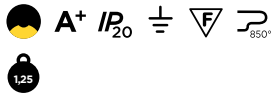
Medium



Large



MAG



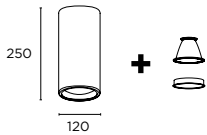
Product configurator

335 + Ring - Optics

Code **Control** **Power** **Finish** **CRI - CCT***

* For the version CRI 85 - 3000K it is not necessary to fill in the field.

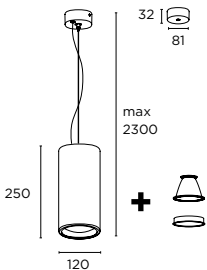
MAG Ceiling



Code	Control	Power	Kg	Finish	CRI - CCT
335	40 ON-OFF	50 26W	1,25	42 ○ matt white	- 85 - 3000K
	4B 1-10V	51 33W	1,25	52 ● matt black	/9527 95 - 2700K
	4C PUSH			92 ● concrete grey	/9530 95 - 3000K
	4D DALI				/9540 95 - 4000K
	4F PHASE CUT*				

* Available only for the 26W direct version.

MAG Pendant



Code	Control	Power	Kg	Finish	CRI - CCT
335	50 ON-OFF	50 26W	1,25	42 ○ matt white	- 85 - 3000K
	5B 1-10V	51 33W	1,25	52 ● matt black	/9527 95 - 2700K
	5C PUSH			92 ● concrete grey	/9530 95 - 3000K
	5D DALI				/9540 95 - 4000K
	5F PHASE CUT*				

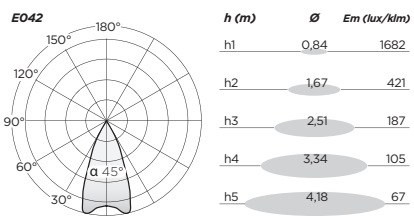
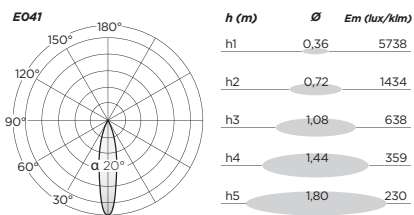
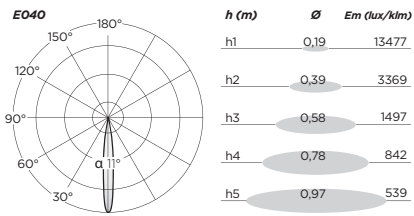
* Available only for the 26W direct version.



Rings with optics included

Ring - Optics

Code	Ring finish	Optics
600 91 50	10 lacquered red	/S Spot 11°
	17 matt orange	/M Medium 20°
	20 spring green	/L Large 45°
	33 corn yellow	
	42 matt white	
	52 matt black	
	92 concrete grey	



MAG

Power	Source consumption	CRI - CCT	Nominal	Optics	Delivered output	Efficacy		
26W	24,3W	85 - 3000K	3583 lm	Spot 11° E040	2502 lm	103 lm/W		
				Medium 20° E041	2372 lm	98 lm/W		
				Large 45° E042	2357 lm	97 lm/W		
				95 - 2700K	Spot 11° E040	2062 lm	85 lm/W	
					Medium 20° E041	1898 lm	78 lm/W	
					Large 45° E042	1765 lm	73 lm/W	
				95 - 3000K	3070 lm	Spot 11° E040	2145 lm	88 lm/W
						Medium 20° E041	1973 lm	81 lm/W
						Large 45° E042	1835 lm	76 lm/W
33W	30,9W	85 - 3000K	4946 lm	Spot 11° E040	3472 lm	112 lm/W		
				Medium 20° E041	3261 lm	106 lm/W		
				Large 45° E042	3407 lm	110 lm/W		
				95 - 2700K	Spot 11° E040	2860 lm	93 lm/W	
					Medium 20° E041	2686 lm	87 lm/W	
					Large 45° E042	2807 lm	91 lm/W	
				95 - 3000K	4237 lm	Spot 11° E040	2974 lm	96 lm/W
						Medium 20° E041	2793 lm	90 lm/W
						Large 45° E042	2919 lm	94 lm/W
95 - 4000K	4302 lm	Spot 11° E040	3020 lm	98 lm/W				
		Medium 20° E041	2836 lm	92 lm/W				
		Large 45° E042	2964 lm	96 lm/W				

GO!

GO!_pendants/ceiling lamps



Ristorante - Nola | Italy
Project: Antonino Pardo - Project S.a.s. di Sergio Marzocchella

GO!

**version ceiling or suspension_
COB LED source_Version GU10 attack_**

Pendant mounted cylinder luminaire with GU10 light source or LED chip on board (COB) with electronic driver on board. Extruded aluminium body with closed edge. Body and canopy are available in chromed

aluminium or in numerous varnished colours. Red and black decorative rings supplied as standard. Other decorative ring colours are available as accessories. Liquid painting. Ingress protection of IP20.

INFO

Power

9W - max 50W

Source

LED - QPAR-16/Hal./LED/CFL GU10

Built to last

Lumen maintenance of 100,000 hrs at L80B10.

Colour and Colour Temperature

CRI 85 - 3000K / CRI 95 - 2700K
CRI 95 - 3000K / CRI 95 - 4000K

Control

ON-OFF / DALI / PUSH / 1-10V

Body finish



Ring finish



GO!

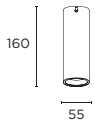


GO!_ pendants/ceiling lamps

Product configurator

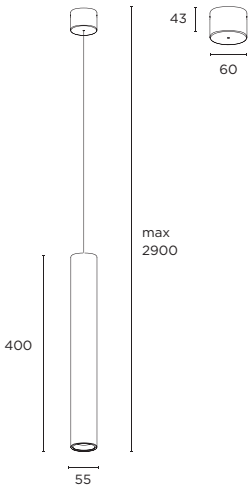
300 70

Code Versions Source Finish



GO! GU10

Code	Versions	Source	Kg	Finish
300	40 Ceiling	70 QPAR-16 GU10 Hal./ CFL GU10 LED GU10	max 50W 0,25	1M ● brick red 10 ● lacquered red 40 ○ glossy white 52 ● matt black 64 ● baby blue 70 ● chrome 92 ● concrete grey



GO! GU10

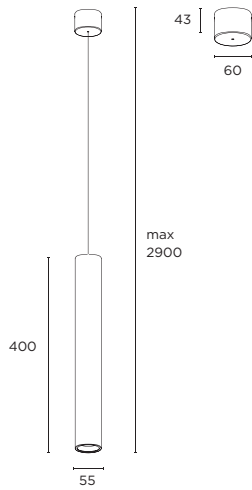
Code	Versions	Source	Kg	Finish
300	50 Pendant	70 QPAR-16 GU10 Hal./ CFL GU10 LED GU10	max 50W 0,71	1M ● brick red 10 ● lacquered red 40 ○ glossy white 52 ● matt black 64 ● baby blue 70 ● chrome 92 ● concrete grey

Product configurator

300 50 51

Code Versions Source Finish CRI - CCT*

* For the version CRI 85 - 3000K it is not necessary to fill in the field.



GO! LED

Code	Versions	Source	Kg	Finish	CRI - CCT
300	50	Pendant	51	LED 9W 0,85	1M ● brick red - 85 - 3000K
				10 ● lacquered red	/9527 95 - 2700K
				40 ○ glossy white	/9530 95 - 3000K
				52 ● matt black	/9540 95 - 4000K
				64 ● baby blue	
				70 ● chrome	
				92 ● concrete grey	

GO!_pendants/ceiling lamps

GO!_accessories



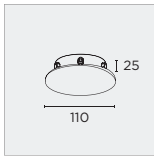
Accessory decorative rings to be ordered separately as an alternative to the lacquered red and matt black rings supplied

Decorative ring

Code	Versions	Finish
600 90 00	for Ceiling version	1M ● brick red
300 90 00	for Pendant version	17 ● matt orange
		20 ● spring green
		33 ● corn yellow
		40 ○ glossy white
		64 ● baby blue
		92 ● concrete grey

GO!_ mounting system

GO!_ pendants/ceiling lamps




Connection box 2+6 ways.
Driver is not included.



Connection box 2 ÷ 6

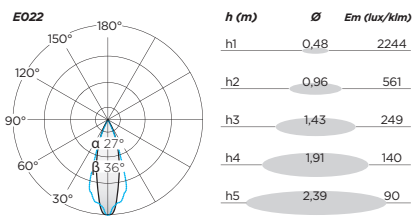
Code	Versions	Finish
9R0 00 01	for Pendant version	1M ● brick red 10 ● lacquered red 17 ● matt orange 20 ● spring green 40 ○ glossy white 42 ○ matt white 52 ● matt black 64 ● baby blue 70 ● chrome 92 ● concrete grey



Adjustable rod for wall mounting. **Without canopy and driver.**

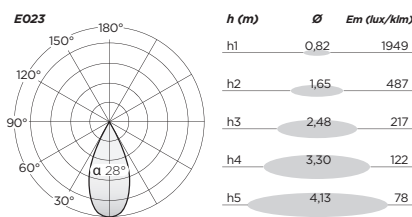
Adjustable rod for wall

Code	Versions	Finish
9S0 00 01	for Pendant version	72 ● nickel



GO! GU10

Power	
max 50W	E022



GO! LED

Power	Source consumption	CRI - CCT	Nominal	E023	Delivered output	Efficacy
9W	8,4W	85 - 3000K	1189 lm	E023	1051 lm	76 lm/W
		95 - 2700K	916 lm	E023	811 lm	62 lm/W
		95 - 3000K	963 lm	E023	852 lm	65 lm/W
		95 - 4000K	1043 lm	E023	923 lm	66 lm/W



MINI GO!

MINI GO!_ pendants/ceiling lamps



MINI GO! **pendant version_** **high efficiency SMD LED source_**

Pendant mounted cylinder luminaire with 1.2W SMD LED and constant current power supply mounted in the canopy. Canopies available in single, three or

five units. Extruded aluminium body with closed edge. Red and black decorative ring supplied as standard. Liquid painting. Ingress protection of IP40.

INFO

Power
1,2W

Source
SMD LED

Built to last
Lumen maintenance of 50,000 hrs at L80B10.

Colour and Colour Temperature
CRI 85 - 2700K / CRI 85 - 3000K / CRI 85 - 4000K

Control
ON-OFF

Body finish
● ● ● ● ● ● ● ●

Ring finish
● ● ● ● ● ● ● ●

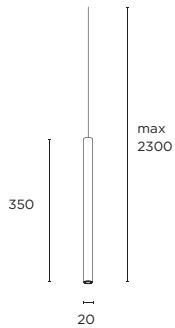


Caverion - Helsinki | Finland
Project: DECOLIGHT OY - Photo: Sami Nuutinen

MINI GO!



MINI GO!_ pendants/ceiling lamps



Product configurator

334	50	54		
Code	Source	Power	Finish	CRI - CCT*

* For the version CRI 85 - 2700K it is not necessary to fill in the field.

MINI GO!

Code	Source	Power	Kg	Finish	CRI - CCT
334	50	LED	54	1,2W 0,20	1M ● brick red - 85 - 2700K
				10 ● lacquered red	/8530 85 - 3000K
				40 ○ glossy white	/8540 85 - 4000K
				52 ● matt black	
				64 ● baby blue	
				70 ● chrome	
				92 ● concrete grey	

MINI GO!_ accessories

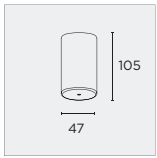


Accessory decorative rings to be ordered separately as an alternative to the lacquered red and matt black rings supplied.

Decorative ring

Code	Ring finish
334 90 50	1M ● brick red
	17 ● matt orange
	20 ● spring green
	33 ● corn yellow
	40 ○ glossy white
	64 ● baby blue
	92 ● concrete grey

MINI GO!_ mounting system

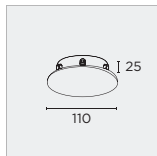


Single canopy.
Driver included.



Canopy

Code	Finish
333 90 50	1M ● brick red 10 ● lacquered red 17 ● matt orange 20 ● spring green 40 ○ glossy white 42 ○ matt white 52 ● matt black 64 ● baby blue 70 ● chrome 92 ● concrete grey

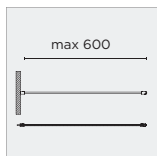


Connection box 2÷6 ways.
Driver is not included.



Connection box 2 ÷ 6

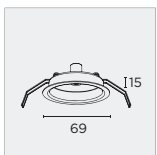
Code	Finish
9R0 00 01	1M ● brick red 10 ● lacquered red 17 ● matt orange 20 ● spring green 40 ○ glossy white 42 ○ matt white 52 ● matt black 64 ● baby blue 70 ● chrome 92 ● concrete grey



Adjustable rod for wall mounting.
Without canopy and driver.

Adjustable rod for wall

Code	Finish
950 00 01	72 ● nichel



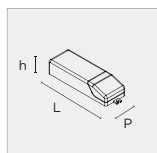
Recessed base.
Driver is not included.



Recessed base

Code	Finish
376 80	47 ○ parget white

+

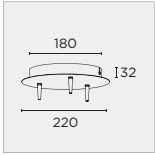


LED driver

Driver remoto

Code	Control	LxPxh	Power	Voltage	Frequency	Configuration
9D0 350 06 AL	ON-OFF	76x32x22	max 5,6W	220/240V	0/50/60Hz	max 4 pcs.
9D0 350 10 AL	ON-OFF	75x38x22	max 8,4W	220/240V	50/60Hz	max 8 pcs.
9DM 008 DD TC	DALI	120x52x22	max 15W	220/240V	50/60Hz	max 12 pcs.
9DM 036 DA TC	PUSH/1-10V	120x52x22	max 18W	220/240V	50/60Hz	max 12 pcs.

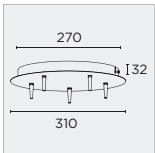
MINI GO!_ mounting system



Multiple canopy for 3 pendants
With driver.

Multiple canopy for 3 pendants

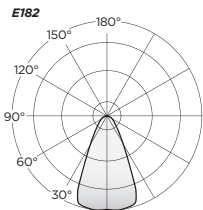
Code	Versions	Finish
333 93 50	for 3 pendants	1M ● brick red 10 ● lacquered red 17 ● matt orange 20 ● spring green 40 ○ glossy white 42 ○ matt white 52 ● matt black 64 ● baby blue 70 ● chrome 92 ● concrete grey




Multiple canopy for 5 pendants
With driver.

Multiple canopy for 5 pendants

Code	Versions	Finish
333 95 50	for 5 pendants	1M ● brick red 10 ● lacquered red 17 ● matt orange 20 ● spring green 40 ○ glossy white 42 ○ matt white 52 ● matt black 64 ● baby blue 70 ● chrome 92 ● concrete grey



MINI GO!

Power	Source consumption	CRI - CCT	Nominal		Delivered output	Efficacy
1,2W	1W	85 - 2700K	109 lm	E182	80 lm	79 lm/W
		85 - 3000K	120 lm	E182	88 lm	87 lm/W
		85 - 4000K	125 lm	E182	92 lm	91 lm/W



MINI GOL_ pendants/ceiling lamps

TUBE

TUBE_pendants/ceiling lamps



Olos Center - Firenze | Italy
Project: MIMES162 Architects - Photo: Varvara Verbitskaya

TUBE

**body inserted into an acid-etched glass cylinder_
high efficiency COB LED source_**

Pendant-mounted LED luminaire manufactured from extruded aluminium and fitted with an acidified glass diffuser that is transparent on the top, revealing the luminaire beneath, and frosted on the

bottom to create an omnidirectional, diffused light distribution. Liquid-painted finish options include lacquered red, matt orange, spring green, glossy white, matt black, chrome and concrete grey. Mount-

ing systems include a single, multiple x3 and multiple x5 canopy with driver, a connector box without driver and an adjustable rod for wall mounting. Ingress protection of IP40.

INFO

Power

3,5W

Source

COB LED

Built to last

Lumen maintenance of 50,000 hrs at L80B10.

Colour and Colour Temperature

CRI 85 - 2700K / CRI 85 - 3000K / CRI 85 - 4000K

Control

ON-OFF

Body finish

● ● ● ○ ● ● ●

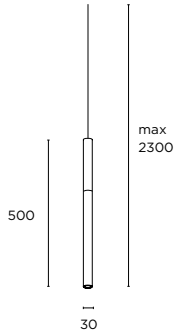


Finisterrae - Firenze | Italy
Project and photo: MIMESI62 Architects

TUBE



TUBE_pendants/ceiling lamps



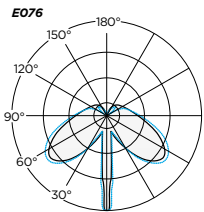
Product configurator

333 50 54		
Code	Finish	CRI - CCT*


* For the version CRI 85 - 3000K it is not necessary to fill in the field.

TUBE

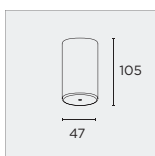
Code	Source	Kg	Finish	CRI - CCT
333 50 54	LED - 3,5W	0,30	10 ● lacquered red	- 85 - 2700K
			17 ● matt orange	/8530 85 - 3000K
			20 ● spring green	/8540 85 - 4000K
			40 ○ glossy white	
			52 ● matt black	
			70 ● chrome	
			92 ● concrete grey	



TUBE

Power	Source consumption	CRI - CCT	Nominal		Delivered output	Efficacy
3,5W	3,1W	85 - 2700K	289 lm	E076	221 lm	71 lm/W
		85 - 3000K	308 lm	E076	236 lm	76 lm/W
		85 - 4000K	323 lm	E076	247 lm	80 lm/W

TUBE_ mounting system

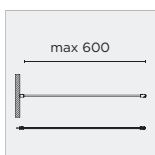


Single canopy.
Driver included.



Canopy

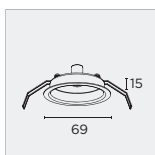
Code	Finish
333 90 50	1M ● brick red 10 ● lacquered red 17 ● matt orange 20 ● spring green 40 ○ glossy white 42 ○ matt white 52 ● matt black 64 ● baby blue 70 ● chrome 92 ● concrete grey



Adjustable rod for wall mounting. **Without canopy and driver.**

Adjustable rod for wall

Code	Finish
950 00 01	72 ● nichel



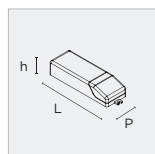
Recessed base.
Driver is not included.



Recessed base

Code	Finish
376 80	47 ○ parget white

+

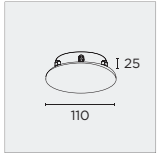


LED driver.

Driver remoto

Code	Control	LxPxh	Power	Voltage	Frequency
9D0 350 06 AL	ON-OFF	76x32x22	max 5,6W	220/240V	0/50/60Hz
9DM 008 DD TC	DALI	120x52x22	max 15W	220/240V	50/60Hz
9DM 036 DA TC	PUSH/1-10V	120x52x22	max 18W	220/240V	50/60Hz
9DM 012 TF TC	PHASE CUT	166x46x34	max 17W	220/240V	50/60Hz

TUBE_ mounting system

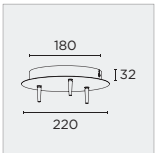


Connection box 2÷6 ways.
Driver not included.



Connection box 2 ÷ 6

Code	Finish
9R0 00 01	
1M	● brick red
10	● lacquered red
17	● matt orange
20	● spring green
40	○ glossy white
42	○ matt white
52	● matt black
64	● baby blue
70	● chrome
92	● concrete grey

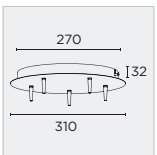


Multiple canopy for 3 pendants.
Driver included.



Multiple canopy for 3 pendants

Code	Versions	Finish
333 93 50	for 3 pendants	
1M		● brick red
10		● lacquered red
17		● matt orange
20		● spring green
40		○ glossy white
42		○ matt white
52		● matt black
64		● baby blue
70		● chrome
92		● concrete grey



Multiple canopy for 5 pendants.
Driver included.



Multiple canopy for 5 pendants

Code	Versions	Finish
333 95 50	for 5 pendants	
1M		● brick red
10		● lacquered red
17		● matt orange
20		● spring green
40		○ glossy white
42		○ matt white
52		● matt black
64		● baby blue
70		● chrome
92		● concrete grey



TUBE_pendants/ceiling lamps

PLURIEL

PLURIEL_ pendants/ceiling lamps



Lumenpulse offices - Paris | France
Photo: Jared Chulski

PLURIEL

***the body is manufactured from die-cast aluminium_
high efficiency COB LED source_***

LED pendant luminaire with direct light distribution and constant current driver integrated in the canopy. Canopies are available in single, three or five units. The body

is manufactured from die-cast aluminium alloy 6060 and is fitted with a partially milled, sanded methacrylate diffuser. Liquid-coated finish options include brick red,

matt white, matt black, baby blue and concrete grey. Diffuser in sanded methacrylate (PMMA) partially milled to obtain a perfect light diffusion.

INFO

Power

3,5W

Source


COB LED

Built to last

Lumen maintenance of 50,000 hrs at L80B10.

LED Colour and Colour Temperature

CRI 85 - 2700K / CRI 85 - 3000K / CRI 85 - 4000K



Control

ON-OFF

Body finish



Ring finish



Medium



Large



Wide



Japs! restaurant - Torino | Italy

Project: Lamatilde - Lighting designer: FABBRICANOVE - Photo: PEPE fotografia

PLURIEL



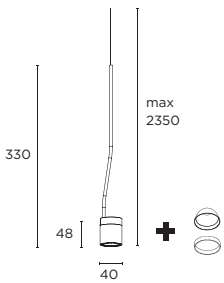
PLURIEL_ pendants/ceiling lamps

Product configurator

353 50 50 + Ring - Optics

Code Material Source Finish CRI - CCT*

* For the version CRI 85 - 3000K it is not necessary to fill in the field.



PLURIEL Aluminum

Code	Material	Kg	Source	Finish	CRI - CCT
353	50	aluminum	0,20	50	LED - 3,5W
1M	●	brick red	/8527	85 - 2700K	
42	○	matt white	-	85 - 3000K	
52	●	matt black	/8540	85 - 4000K	
64	●	baby blue			
92	●	concrete grey			



Rings with optics included

Ring - Optics

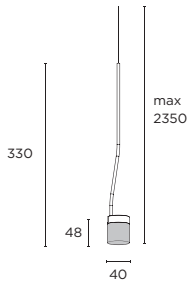
Code	Ring finish	Optics
353 90 50	1M ● brick red	/M Medium 21°
	10 ● lacquered red	/L Large 30°
	17 ● matt orange	/W Wide 59°
	20 ● spring green	
	33 ● corn yellow	
	42 ○ matt white	
	52 ● matt black	
	64 ● baby blue	
	92 ● concrete grey	

Product configurator

353 51 50

Code Material Source Finish CRI - CCT*

* For the version CRI 85 - 3000K it is not necessary to fill in the field.

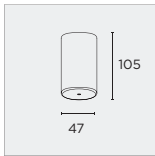


PLURIEL Methacrylate

Code	Material	Kg	Source	Finish	CRI - CCT
353	51 satin methacrylate	0,20	50 LED - 3,5W	1M ● brick red	/8527 85 - 2700K
				42 ○ matt white	- 85 - 3000K
				52 ● matt black	/8540 85 - 4000K
				64 ● baby blue	
				92 ● concrete grey	

PLURIEL_pendants/ceiling lamps

PLURIEL_ mounting system

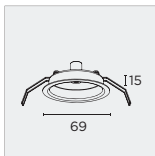


Single canopy.
Driver included.



Canopy

Code	Finish
333 90 50	1M ● brick red
	10 ● lacquered red
	17 ● matt orange
	20 ● spring green
	40 ○ glossy white
	42 ○ matt white
	52 ● matt black
	64 ● baby blue
	70 ● chrome
	92 ● concrete grey



Recessed base.
Driver not included.



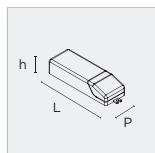
Recessed base

Code	Finish
376 80	47 ○ parget white

+

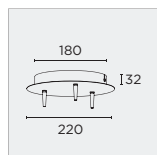
Driver

Code	Control	LxPxh	Power	Voltage	Frequency
9D0 350 06 AL	ON-OFF	76x32x22	max 5,6W	220/240V	0/50/60Hz
9DM 008 DD TC	DALI	120x52x22	max 15W	220/240V	50/60Hz
9DM 036 DA TC	PUSH/1-10V	120x52x22	max 18W	220/240V	50/60Hz
9DM 012 TF TC	PHASE CUT	166x46x34	max 17W	220/240V	50/60Hz



LED driver

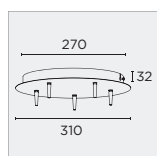
PLURIEL_ mounting system



Multiple canopy for 3 pendants.
Driver included.

Multiple canopy for 3 pendants

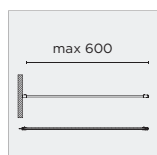
Code	Versions	Finish
333 93 50	for 3 pendants	1M ● brick red 10 ● lacquered red 17 ● matt orange 20 ● spring green 40 ○ glossy white 42 ○ matt white 52 ● matt black 64 ● baby blue 70 ● chrome 92 ● concrete grey



Multiple canopy for 5 pendants.
Driver included.

Multiple canopy for 5 pendants

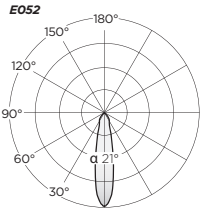
Code	Versions	Finish
333 95 50	for 5 pendants	1M ● brick red 10 ● lacquered red 17 ● matt orange 20 ● spring green 40 ○ glossy white 42 ○ matt white 52 ● matt black 64 ● baby blue 70 ● chrome 92 ● concrete grey



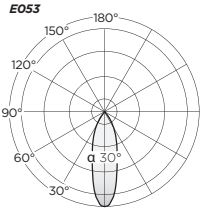
Adjustable rod for wall mounting
Without canopy and driver.

Adjustable rod for wall

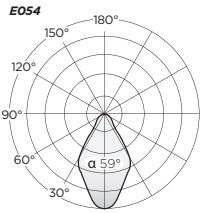
Code	Finish
950 00 01	72 ● nichel



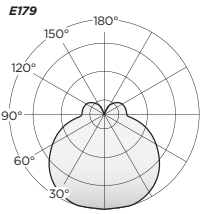
<i>h</i> (m)	\varnothing	<i>Em</i> (lux/klm)
h1	0,38	4096
h2	0,75	1024
h3	1,13	455
h4	1,51	256
h5	1,89	164



<i>h</i> (m)	\varnothing	<i>Em</i> (lux/klm)
h1	0,54	2395
h2	1,09	599
h3	1,63	266
h4	2,18	150
h5	2,72	96



<i>h</i> (m)	\varnothing	<i>Em</i> (lux/klm)
h1	1,13	981
h2	2,27	245
h3	3,40	109
h4	4,54	61
h5	5,67	39



PLURIEL

Power	Source consumption	CRI - CCT	Nominal	Optics	Delivered output	Efficacy
3,5W	3,1W	85 - 2700K	289 lm	Medium 21° E052	186 lm	60 lm/W
				Large 30° E053	184 lm	59 lm/W
				Wide 59° E054	182 lm	59 lm/W
85 - 3000K	308 lm	85 - 3000K	308 lm	Medium 21° E052	198 lm	64 lm/W
				Large 30° E053	196 lm	63 lm/W
				Wide 59° E054	194 lm	62 lm/W
85 - 4000K	323 lm	85 - 4000K	323 lm	Medium 21° E052	208 lm	67 lm/W
				Large 30° E053	205 lm	66 lm/W
				Wide 59° E054	203 lm	65 lm/W

PLURIEL Methacrylate

Power	Source consumption	CRI - CCT	Nominal	Delivered output	Efficacy			
3,5W	3,1W	85 - 2700K	289 lm	E179	177 lm	57 lm/W		
				85 - 3000K	308 lm	E179	189 lm	61 lm/W
				85 - 4000K	323 lm	E179	198 lm	64 lm/W

NEW

JAM

JAM_ pendants/ceiling lamps



JAM

etched glass_

high efficiency COB LED source_

LED pendant with light source in 2700K, 3000K or 4000K in CRI95 or 3000K in CRI85 and nominal power consumption of 6W (870lm). Lumen maintenance of 100,000 hrs at L80B10. Combined with Jam cylindrical element with omnidirectional light distribution, made from frosted glass. Ingress protection of IP40.

Class III luminaire with ON-OFF driver in canopy, or remote driver for the recessed canopy option. Remote drivers include ON-OFF, 1-10V, DALI, PUSH and PHASE CUT. Canopies are available in six finish options including brick red, matt white, matt black, baby blue, concrete grey and corten effect and can be used to mount a

single unit, three units or five units. Accessories include a decorative cover available in brick red, matt white, matt black, baby blue, concrete grey and corten effect. The Jam glass element can be mounted in different positions within the decorative cover from completely recessed to completely exposed.

INFO

Power

6W

Source

COB LED

Built to last

Lumen maintenance of 100,000 hrs at L80B10.

Colour and Colour Temperature

CRI 85 - 3000K / CRI 95 - 2700K
CRI 95 - 3000K / CRI 95 - 4000K

Control

ON-OFF

Finish cover

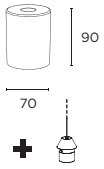




Product configurator

9V00 **3S** + Electric part

Code Versions



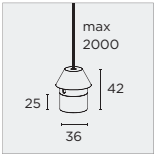
JAM

Code	Versions		Kg
9V 00	3S	Ø 70 - h 90	0,09



Electric part

Code	Finish	CRI - CCT
376 50 54 42	6W ○ matt white	- 85 - 3000K
		/9527 95 - 2700K
		/9530 95 - 3000K
		/9540 95 - 4000K



Electric part LED included

JAM_ accessories

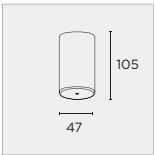


Decorative cover not included

Cover

Code	Finish
376 99 00	
1M	● brick red
42	○ matt white
52	● matt black
64	● baby blue
86	● corten effect
92	● concrete grey

JAM_ mounting system

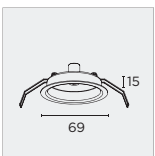


Single canopy.
Driver included.



Canopy

Code	Finish
376 90 50	
1M	● brick red
42	○ matt white
52	● matt black
64	● baby blue
86	● corten effect
92	● concrete grey



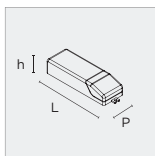
Recessed base.
Driver not included.



Recessed base

Code	Finish
376 80	47 ○ parget white

+

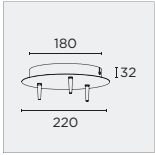


LED driver

Driver remoto

Code	Control	LxPxh	Power	Voltage	Frequency
9D0 350 10 AL	ON-OFF	76x32x22	max 5,6W	220/240V	0/50/60Hz
9DM 008 DD TC	DALI	120x52x22	max 15W	220/240V	50/60Hz
9DM 036 DA TC	PUSH/1-10V	120x52x22	max 18W	220/240V	50/60Hz
9DM 012 TF TC	PHASE CUT	166x46x34	max 17W	220/240V	50/60Hz

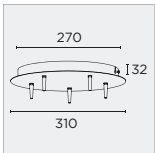
JAM_ mounting system



Multiple canopy for 3 pendants.
Driver included.

Multiple canopy for 3 pendants

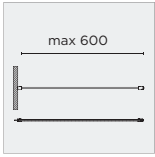
Code	Versions	Finish
376 93 50	for 3 pendants	1M ● brick red 42 ○ matt white 52 ● matt black 64 ● baby blue 86 ● corten effect 92 ● concrete grey



Multiple canopy for 5 pendants.
Driver included.

Multiple canopy for 5 pendants

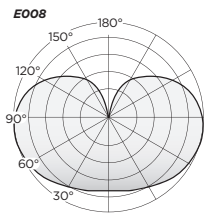
Code	Versions	Finish
376 95 50	for 5 pendants	1M ● brick red 42 ○ matt white 52 ● matt black 64 ● baby blue 86 ● corten effect 92 ● concrete grey




Adjustable rod for wall mounting.
Without canopy and driver

Adjustable rod for wall

Code	Finish
950 00 01	72 ● nichel



JAM

Power	Source consumption	CRI - CCT	Nominal		Delivered output	Efficacy
6W	6,1W	85 - 3000K	870 lm	E008	558 lm	92 lm/W
		95 - 2700K	690 lm	E008	443 lm	73 lm/W
		95 - 3000K	720 lm	E008	462 lm	76 lm/W
		95 - 4000K	740 lm	E008	475 lm	78 lm/W



GIOTTO

etched glass_

high efficiency COB LED source_

LED pendant with light source in 2700K, 3000K or 4000K in CRI95 or 3000K in CRI85 and nominal power consumption of 6W (870lm). Lumen maintenance of 100,000 hrs at L80B10. Combined with GIOTTO sphere element with omni-directional light distribution, made from frosted glass

and available with a diameter of 100mm or 150mm. Ingress protection of IP40. Class III luminaire with ON-OFF driver in canopy, or remote driver for the recessed canopy option. Remote drivers include ON-OFF, 1-10V, DALI, PUSH and Phase cut. Canopies are available in six finish options including brick

red, matt white, matt black, baby blue, concrete grey and corten effect and can be used to mount a single unit, three units or five units. Accessories include a coloured shade available in brick red, matt white, matt black, baby blue, concrete grey and corten effect.

INFO

Power

6W

Source

COB LED

Built to last

Lumen maintenance of 100,000 hrs at L80B10..

Colour and Colour Temperature

CRI 85 - 3000K / CRI 95 - 2700K
CRI 95 - 3000K / CRI 95 - 4000K

Control

ON-OFF

Finish cover

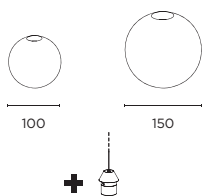




Product configurator

9V00 + Electric part

Code Versions

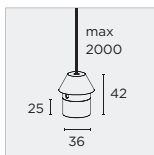


GIOTTO 48-RT

Code	Versions	Kg
9V 00	1S Ø 100 Small	0,09
	2S Ø 150 Medium	0,14



Electric part



Electric part LED included

Code	Finish	CRI - CCT
376 50 54 42	6W ○ matt white	- 85 - 3000K
		/9527 95 - 2700K
		/9530 95 - 3000K
		/9540 95 - 4000K

GIOTTO_ accessories

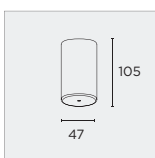


Double Decorative ring to be ordered separately.

Decorative ring

Code	Versions	Finish
376	9700 Ø 100 Small	1M ● brick red
	9800 Ø 150 Medium	42 ○ matt white
		52 ● matt black
		64 ● baby blue
		86 ● corten effect
		92 ● concrete grey

GIOTTO_ mounting system

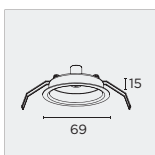


Single canopy.
Driver included.



Canopy

Code	Finish
376 90 50	1M ● brick red
	42 ○ matt white
	52 ● matt black
	64 ● baby blue
	86 ● corten effect
	92 ● concrete grey



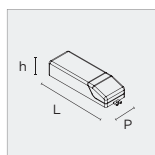
Recessed base.
Driver not included.



Recessed base

Code	Finish
376 80	47 ○ parget white

+

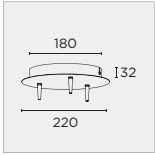


LED driver

Driver remoto

Code	Control	LxPxh	Power	Voltage	Frequency
9D0 350 06 AL	ON-OFF	76x32x22	max 5,6W	220/240V	0/50/60Hz
9DM 008 DD TC	DALI	120x52x22	max 15W	220/240V	50/60Hz
9DM 036 DA TC	PUSH/1-10V	120x52x22	max 18W	220/240V	50/60Hz
9DM 012 TF TC	PHASE CUT	166x46x34	max 17W	220/240V	50/60Hz

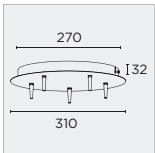
GIOTTO_ mounting system



Multiple canopy for
3 pendants.
Driver included.

Multiple canopy for 3 pendants

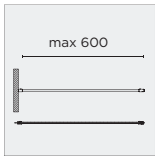
Code	Versions	Finish
376 93 50	for 3 pendants	1M ● brick red 42 ○ matt white 52 ● matt black 64 ● baby blue 86 ● corten effect 92 ● concrete grey



Multiple canopy for
5 pendants.
Driver included.

Multiple canopy for 5 pendants

Code	Versions	Finish
376 95 50	for 5 pendants	1M ● brick red 42 ○ matt white 52 ● matt black 64 ● baby blue 86 ● corten effect 92 ● concrete grey



Adjustable rod for wall mounting.
Without canopy and driver

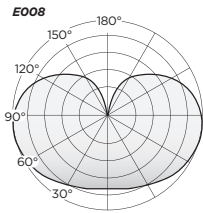
Adjustable rod for wall

Code


950 00 01

Finish

72 ● nichel



GIOTTO

Power	Source consumption	CRI - CCT	Nominal		Delivered output	Efficacy
6W	6,1W	85 - 3000K	870 lm	E008	558 lm	92 lm/W
		95 - 2700K	690 lm	E008	443 lm	73 lm/W
		95 - 3000K	720 lm	E008	462 lm	76 lm/W
		95 - 4000K	740 lm	E008	475 lm	78 lm/W

BOLA

BOLA_pendants/ceiling lamps



BOLA

white opal acid glass_

high efficiency COB LED source_

White opal acid glass COB LED pendant with driver on board or E27 lampholder. The lumen output of the luminaire in LED version is 4500lm at 32W. Diam-

eter of 350mm or 420mm. Fitted with a transparent cable for minimum visual impact. Ingress protection of IP40.

INFO

Power

32W

Source

COB LED - A60/TC-TSE/TC-HSE E27

Built to last

Lumen maintenance of 100,000 hrs at L80B10.

Colour and Colour Temperature

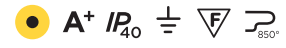
CRI 85 - 3000K / CRI 95 - 2700K
CRI 95 - 3000K / CRI 95 - 4000K

Control

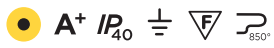
ON-OFF / PUSH / 1-10V

Body finish

○



BOLA



BOLA_pendants/ceiling lamps



Product configurator

317 01

Code Dimensions Control Finish CRI - CCT*

* For the version CRI 85 - 3000K it is not necessary to fill in the field.

BOLA LED

Code	Dimensions	Kg	Control	Finish	CRI - CCT	
317	50	∅ 350 - 32W	3,00	50 ON-OFF	01 ○ opal	- 85 - 3000K
	51	∅ 420 - 32W	4,60	61 1-10V		/9527 95 - 2700K
					68 PUSH	
						/9540 95 - 4000K

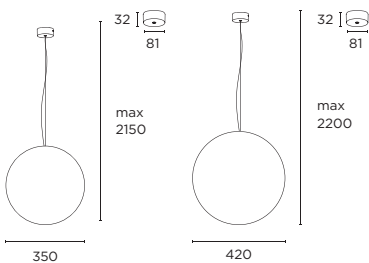
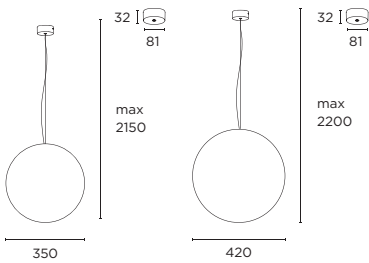
Product configurator

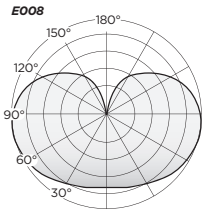
317 40 01

Code Dimensions Source Finish


BOLA Fluo

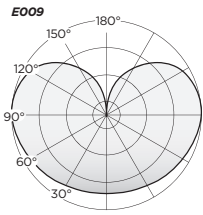
Code	Dimensions	Kg	Source	Finish	
317	50	∅ 350	2,80	40 A60 E27 max 100W TC-HSE E27 23W TC-TSE E27 33W	01 ○ opal
	51	∅ 420	3,25		






BOLA LED

Power	Source consumption	CRI - CCT	Nominal		Delivered output	Efficacy
32W	32,9W	85 - 3000K	4230 lm	E008	2902 lm	88 lm/W
		95 - 2700K	3484 lm	E008	2390 lm	73 lm/W
		95 - 3000K	3623 lm	E008	2485 lm	76 lm/W
		95 - 4000K	3679 lm	E008	2524 lm	77 lm/W



BOLA Fluo

Dimensions	Power	
Ø 350	max 100W	E009
Ø 420	max 100W	E009

KITE

KITE_ pendants/ceiling lamps



KITE

**version monoemission or biemission_
high efficiency SMD LED source_**

LED pendant luminaire using SMD LED light source and a DC constant current power supply integral to the product. The

luminaire is fitted with a PMMA diffuser with partially milled, rounded corners. Ingress protection of IP40.

INFO

Power

37/50W

Source

LED SMD

Built to last

Lumen maintenance of 50,000 hrs at L80B10.

LED Colour and Colour Temperature

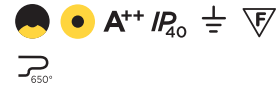
CRI 85 - 2700K / CRI 85 - 3000K / CRI 85 - 4000K

Control

ON-OFF / DALI / PUSH / 1-10V

Body finish

○


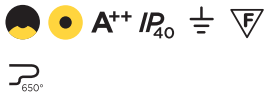


Stefano Ricci Headquarters - Fiesole (Firenze) | Italy

Photo: Luigi Rinaldelli



KITE



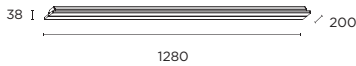
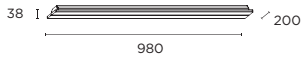
KITE_pendants/ceiling lamps

Product configurator

312 01

Code Versions Control Finish CRI - CCT*

* For the version CRI 85 - 3000K it is not necessary to fill in the field.

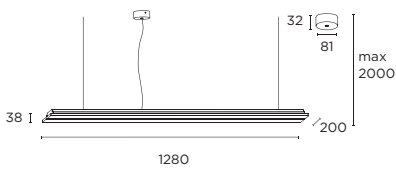
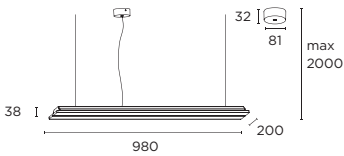


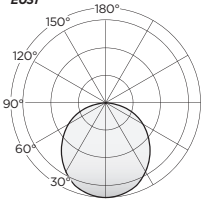
KITE Pendant

Code	Versions	Kg	Control	Finish	CRI - CCT
312	41 L=980 - 37W Direct	4,40	50 ON-OFF	01 ○ opal	/8527 85 - 2700K
	42 L=1280 - 50W Direct	5,60	61 1-10V		- 85 - 3000K
			65 DALI		/8540 85 - 4000K
			69 PUSH		

KITE Pendant


Code	Versions	Kg	Control	Finish	CRI - CCT
312	51 L=980 - 37W Direct	4,60	50 ON-OFF	01 ○ opal	/8527 85 - 2700K
	52 L=1280 - 50W Direct	5,90	61 1-10V		- 85 - 3000K
	53 L=980 - 37W Diffused	3,80	65 DALI		/8540 85 - 4000K
	54 L=1280 - 50W Diffused	4,90	69 PUSH		

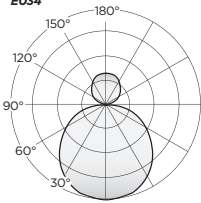



E031

<i>h</i> (m)	Ø	Em (lux/klm)
h1	3,03	345
h2	6,05	86
h3	9,08	38
h4	12,10	22
h5	15,13	14

KITE Direct

Power	Source consumption	CRI - CCT	Nominal	 Delivered output	Efficacy
37W	40,2W	85 - 2700K	5340 lm	E031 2914 lm	72 lm/W
		85 - 3000K	5130 lm	E031 2799 lm	70 lm/W
		85 - 4000K	5700 lm	E031 3110 lm	77 lm/W
50W	53,6W	85 - 2700K	7120 lm	E031 3922 lm	73 lm/W
		85 - 3000K	6840 lm	E031 3767 lm	70 lm/W
		85 - 4000K	7600 lm	E031 4186 lm	78 lm/W

E034**KITE Diffused**

Power	Source consumption	CRI - CCT	Nominal	 Delivered output	Efficacy
37W	31,2W	85 - 2700K	5220 lm	E034 3839 lm	105 lm/W
	36W	85 - 3000K	4620 lm	E034 3398 lm	109 lm/W
	31,2W	85 - 4000K	5100 lm	E034 3751 lm	120 lm/W
50W	41,6W	85 - 2700K	6960 lm	E034 5167 lm	106 lm/W
	48,8W	85 - 3000K	6160 lm	E034 4573 lm	110 lm/W
	41,6W	85 - 4000K	7600 lm	E034 5642 lm	136 lm/W

LED RUNNER

LED RUNNER_ pendants/ceiling lamps



CARS - Aarhus | Denmark
Lighting designer: DECOfight PY - Photo: Creative Republic

LED RUNNER

*version monoemission or biemission_
high efficiency COB LED source_*

Linear stand-alone direct pendant luminaire using SMD light source and a DC constant current power supply integral to the product. LED modules conven-

iently snap-in to a wiring plate mounted inside the body. The luminaire is manufactured from extruded aluminium alloy 6060 and is fitted with a polycarbonate

microprismatic diffuser. Available in anodized grey aluminium, matt white or matt black varnish. Ingress protection of IP40.

INFO

Power
25/25+6/31/31+6W

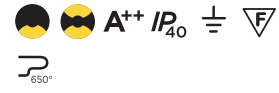
Source
COB LED

Built to last
Lumen maintenance of 60,000 hrs at L80B10.

LED Colour and Colour Temperature
CRI 85 - 2700K / CRI 85 - 3000K / CRI 85 - 4000K

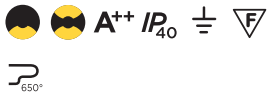
Control
ON-OFF / DALI / PUSH / 1-10V

Body finish
● ○ ●



LED RUNNER_pendants/ceiling lamps

LED RUNNER



LED RUNNER_ pendants/ceiling lamps



Product configurator

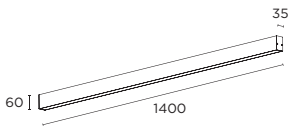
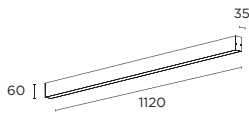
708

Code **Dimensions - Emission** **Control** **Finish** **CRI - CCT***

* For the version CRI 85 - 3000K it is not necessary to fill in the field.

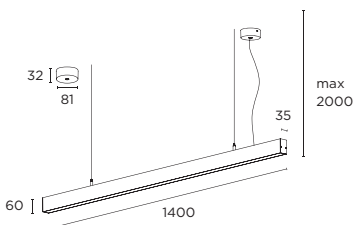
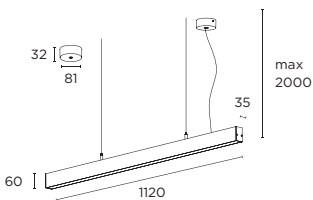
LED Runner Pendant

Code	Dimensions - Emission	Kg	Control	Finish	CRI - CCT
708	40 L=1120 - 25W Direct	1,65	50 ON-OFF	42 ○ matt white	/8527 85 - 2700K
	42 L=1400 - 31W Direct	1,95	61 1-10V	52 ● matt black	- 85 - 3000K
			65 DALI	80 ● anodized grey	/8540 85 - 4000K
			69 PUSH		



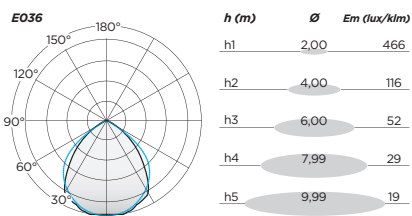
LED Runner Pendant

Code	Dimensions - Emission	Kg	Control	Finish	CRI - CCT
708	50 L=1120 - 25W Direct	1,80	50 ON-OFF	42 ○ matt white	/8527 85 - 2700K
	51 L=1120 - 25+6W Dir/Ind	1,80	61 1-10V	52 ● matt black	- 85 - 3000K
	52 L=1400 - 31W Direct	2,10	65 DALI	80 ● anodized grey	/8540 85 - 4000K
	53 L=1400 - 31+6W Dir/Ind	2,10	69 PUSH		




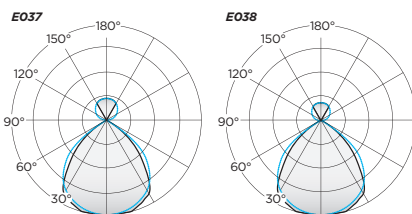


Roshen chocolate factory offices - Kiev | Ukraine
Project: Cyrill Matiash - Lighting designer: MAASS




LED Runner Direct

Power	Source consumption	CRI - CCT	Nominal		Delivered output	Efficacy
25W	20,8W	85 - 2700K	3480 lm	E036	2196 lm	90 lm/W
	24,4W	85 - 3000K	3080 lm	E036	1943 lm	93 lm/W
	20,8W	85 - 4000K	3800 lm	E036	2398 lm	115 lm/W
31W	26W	85 - 2700K	4350 lm	E036	2745 lm	90 lm/W
	30,5W	85 - 3000K	3850 lm	E036	2429 lm	93 lm/W
	26W	85 - 4000K	4750 lm	E036	2997 lm	115 lm/W



LED Runner Direct/Indirect

Power	Source consumption	CRI - CCT	Nominal		Delivered output	Efficacy
25+6W	26W	85 - 2700K	4350 lm	E037	2637 lm	86 lm/W
	30,5W	85 - 3000K	3850 lm	E037	2334 lm	90 lm/W
	26W	85 - 4000K	4750 lm	E037	2879 lm	111 lm/W
31+6W	31,2W	85 - 2700K	5220 lm	E038	3155 lm	86 lm/W
	36,6W	85 - 3000K	4620 lm	E038	2793 lm	90 lm/W
	31,2W	85 - 4000K	5700 lm	E038	3446 lm	110 lm/W

LINEA

LINEA_ pendants/ceiling lamps



LINEA

**version monoemission or biemission_
high efficiency COB LED source_**

Decorative, Direct/Indirect linear LED pendant luminaire with an COB LED light source and a constant current power supply integrated in the product.

The luminaire is manufactured from extruded aluminium alloy and fitted with a polycarbonate microprismatic diffuser. LINEA comes in a plethora of de-

corative finishes including clear wood, spring green, corn yellow, matt white, matt black, Corten and concrete grey. Ingress protection of IP40.

INFO

Power
25/25+6/31/31+6W

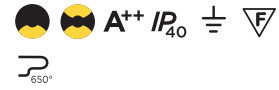
Source
COB LED

Built to last
Lumen maintenance of 60,000 hrs at L80B10.

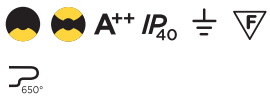
LED Colour and Colour Temperature
CRI 85 - 2700K / CRI 85 - 3000K / CRI 85 - 4000K

Control
ON-OFF / DALI / PUSH / 1-10V

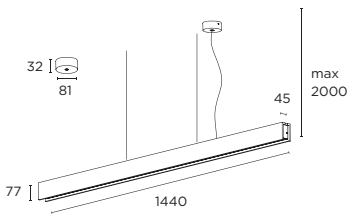
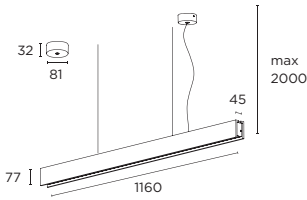
Body finish
● ● ● ● ● ● ● ●



LINEA



LINEA_pendants/ceiling lamps



Product configurator

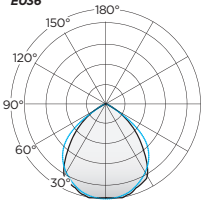
354

Code Dimensions - Emission Control Finish CRI - CCT*

* For the version CRI 85 - 3000K it is not necessary to fill in the field.


LINEA

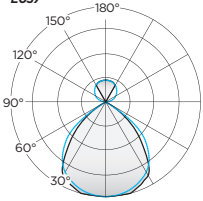
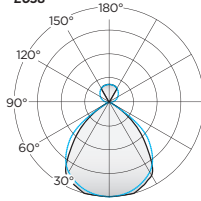
Code	Dimensions - Emission	Kg	Control	Finish	CRI - CCT
354	50 L=1160 - 25W Direct	4,90	50 ON-OFF	03 clear wood	/8527 85 - 2700K
	51 L=1160 - 25+6W Dir/Ind	4,90	61 1-10V	20 spring green	- 85 - 3000K
	52 L=1440 - 31W Direct	6,00	65 DALI	33 corn yellow	/8540 85 - 4000K
	53 L=1440 - 31+6W Dir/Ind	6,00	69 PUSH	42 matt white	
				52 matt black	
				85 corten	
				92 concrete grey	


E036

<i>h</i> (m)	\varnothing	<i>Em</i> (lux/klm)
h1	2,00	466
h2	4,00	116
h3	6,00	52
h4	7,99	29
h5	9,99	19

LINEA Direct

Power	Source consumption	CRI - CCT	Nominal		Delivered output	Efficacy
25W	20,8W	85 - 2700K	3480 lm	E036	2196 lm	90 lm/W
	24,4W	85 - 3000K	3080 lm	E036	1943 lm	93 lm/W
	20,8W	85 - 4000K	3800 lm	E036	2398 lm	115 lm/W
31W	26W	85 - 2700K	4350 lm	E036	2745 lm	90 lm/W
	30,5W	85 - 3000K	3850 lm	E036	2429 lm	93 lm/W
	26W	85 - 4000K	4750 lm	E036	2997 lm	115 lm/W

E037**E038****LINEA Direct/Indirect**

Power	Source consumption	CRI - CCT	Nominal		Delivered output	Efficacy
25+6W	26W	85 - 2700K	4350 lm	E037	2637 lm	86 lm/W
	30,5W	85 - 3000K	3850 lm	E037	2334 lm	90 lm/W
	26W	85 - 4000K	4750 lm	E037	2879 lm	111 lm/W
31+6W	31,2W	85 - 2700K	5220 lm	E038	3155 lm	86 lm/W
	36,6W	85 - 3000K	4620 lm	E038	2793 lm	90 lm/W
	31,2W	85 - 4000K	5700 lm	E038	3446 lm	110 lm/W



SPACE
194



STEP
200



STEP MAXI
203



STEP 3
204



PLURIEL MICRO
210



PLURIEL
214



PLURIEL PLUS
218



PLURIEL PLUS BAR
224



PIANO SPOT
228



PIANO
232



LINO
236



TRATTO
240



RIGHA
244



NEW ROCK
248



KITE
250



MUFFIN
252



NEW YOMA
254



FLIK
256



FLAT
258



BILUX
260



TOB NARROW
264



TOB
268



TOB MAXI
272



TOB WIDE
274

SPACE

SPACE_wall



Intesa San Paolo - Torino | Italy

SPACE

**direct/indirect and double switch_
high efficiency LED source_**

Direct/Indirect wall mounted LED luminaire manufactured from die-cast aluminium alloy 6060. Fitted with opal polycarbonate diffuser for even light distribution.

Available in three textured, powder coating finish as matt white, matt black and concrete grey. Three-piece anti-glare product kit consisting of an adjustable deflector

and two fixed deflectors that reduce the beam cut-off angles of the luminaire and microprismatic diffuser for the direct light source are also available as accessories.

INFO

Power

24+48/48+96/72+192W

Source

LED COB

Built to last

Lumen maintenance of 100,000 hrs at L80B10.

Colour and Colour Temperature

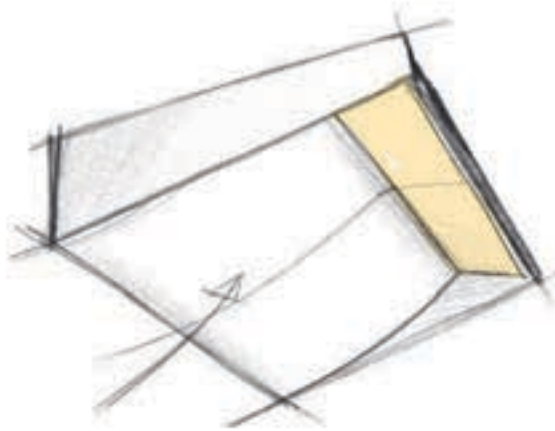
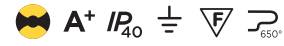
CRI 85 - 3000K / CRI 95 - 2700K
CRI 95 - 3000K / CRI 95 - 4000K

Control

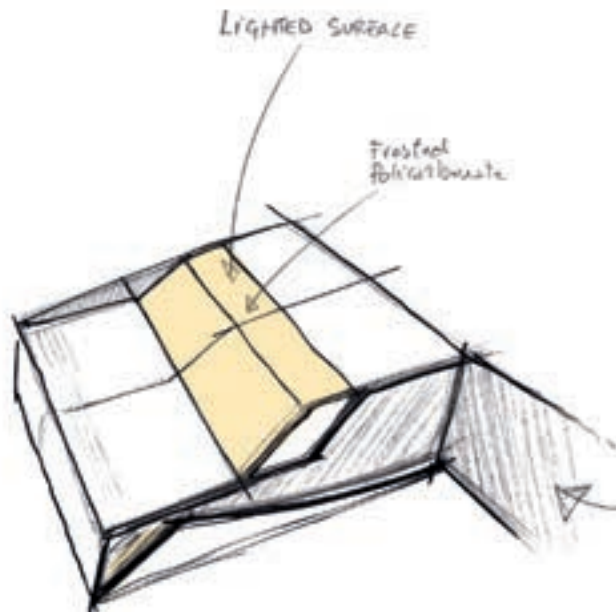
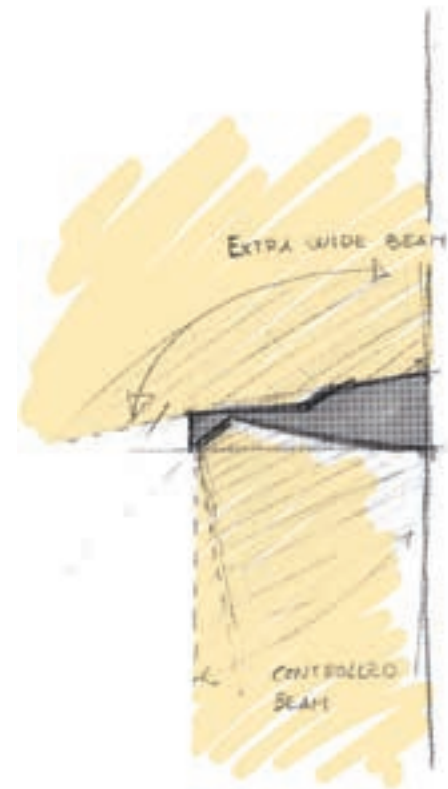
ON-OFF / DALI / PUSH / 1-10V / EM. ON-OFF

Body finish

○ ● ●



SMOOTH SURFACE
(LIGHT CURVE)
Textured paint

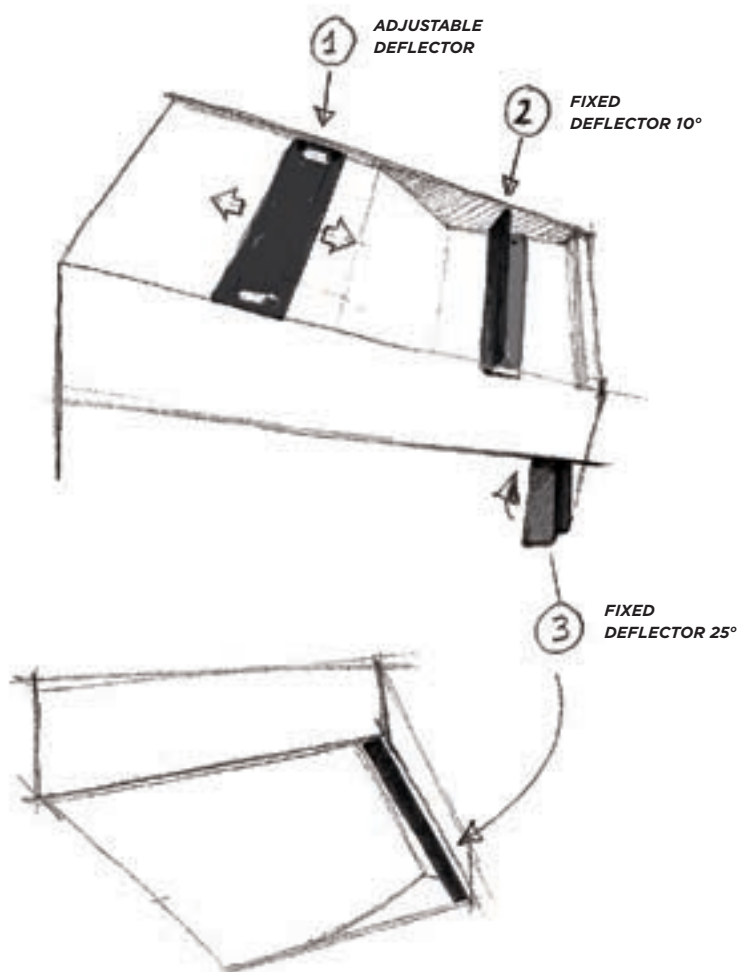


LINEAR SHADOWS EFFECT

SPACE

SPACE_wall

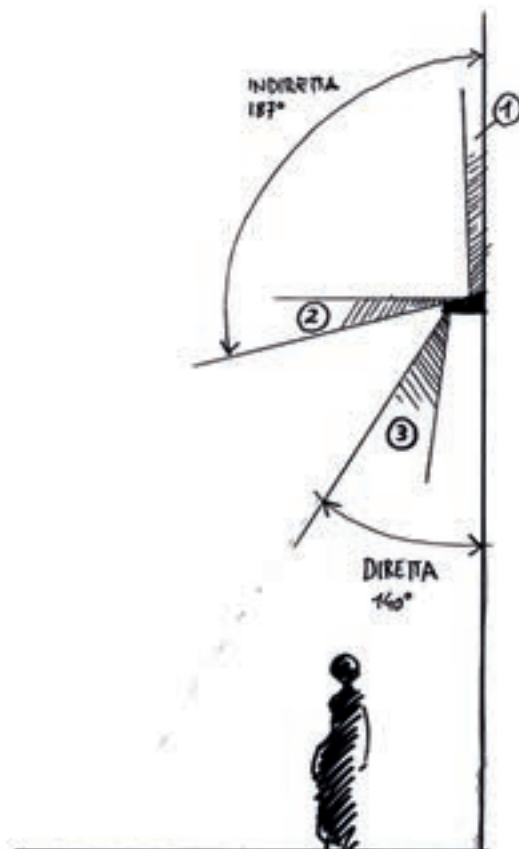




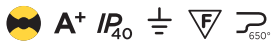
Anti-glare kit and beam deviation

The kit consists of three elements that allow you to modify and adjust the performance of the product and adapt it to the different environments.

- 1 **The adjustable deflector** cuts or clears the incident beam that reflects on the upper part of the wall.
- 2 **The fixed deflector** decreases the radiation angle of 10° on the horizontal component.
- 3 **The fixed deflector** reduces the radiation angle by 25° on the vertical component for tailored glaring effects.




SPACE



SPACE_wall

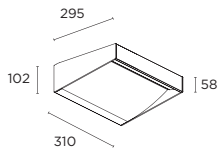


Product configurator



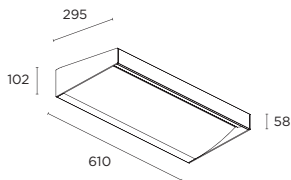
Code Version Control Finish CRI - CCT*

* For the version CRI 85 - 3000K it is not necessary to fill in the field.



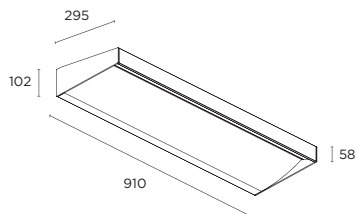
SPACE Small

Code	Version	Kg	Control	Finish	CRI - CCT	
368	60	L=310 24+48W 4,70	50	ON-OFF	4X ○ white txt	- 85 - 3000K
			61	1-10V	5X ● black txt	/9527 95 - 2700K
			63	EM. 1h	92 ● concrete grey	/9530 95 - 3000K
			65	DALI		/9540 95 - 4000K
			68	PUSH		



SPACE Medium

Code	Version	Kg	Control	Finish	CRI - CCT	
368	61	L=610 48+96W 7,70	50	ON-OFF	4X ○ white txt	- 85 - 3000K
			61	1-10V	5X ● black txt	/9527 95 - 2700K
			63	EM. 1h	92 ● concrete grey	/9530 95 - 3000K
			65	DALI		/9540 95 - 4000K
			68	PUSH		



SPACE Large

Code	Version	Kg	Control	Finish	CRI - CCT	
368	62	L=910 72+192W 11,70	50	ON-OFF	4X ○ white txt	- 85 - 3000K
			61	1-10V	5X ● black txt	/9527 95 - 2700K
			63	EM. 1h	92 ● concrete grey	/9530 95 - 3000K
			65	DALI		/9540 95 - 4000K
			68	PUSH		

SPACE_ accessories



Anti-glare kit and beam deviation.



Microprismatic diffuser.
Only direct light emission.

Anti-glare kit

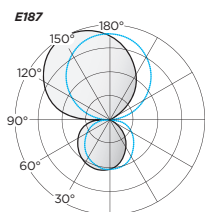
Code	Version
------	---------

368	90	for version L=310
	91	for version L=610
	92	for version L=910


Microprismatic diffuser

Code	Version
------	---------

9GO 05	/030	for version L=310
	/060	for version L=610
	/090	for version L=910



SPACE

Power	Source consumption	CRI - CCT	N. output	 Delivered output	Efficacy
24+48W	72,2W	85 - 3000K	9536 lm	E187 4720 lm	65 lm/W
		95 - 2700K	7206 lm	E187 3567 lm	49 lm/W
		95 - 3000K	7706 lm	E187 3814 lm	53 lm/W
		95 - 4000K	8288 lm	E187 4103 lm	57 lm/W
48+96W	144,4W	85 - 3000K	18888 lm	E187 9350 lm	65 lm/W
		95 - 2700K	14276 lm	E187 7067 lm	49 lm/W
		95 - 3000K	15268 lm	E187 7558 lm	52 lm/W
		95 - 4000K	16416 lm	E187 8126 lm	56 lm/W
72+192W	263,2W	85 - 3000K	33748 lm	E187 16705 lm	63 lm/W
		95 - 2700K	25508 lm	E187 12626 lm	48 lm/W
		95 - 3000K	27270 lm	E187 13499 lm	51 lm/W
		95 - 4000K	29338 lm	E187 14522 lm	55 lm/W

STEP

STEP_wall



STEP

**indirect emission_
high efficiency COB LED source_**

Indirect wall mounted LED luminaire with asymmetric beam. Manufactured from bent metal and aluminium plate with heat

dissipating function. Wall mounting with nylon plugs. Finish options include matt white, parget white, matt black, corten

and concrete grey. The parget white finish can be overpainted and customised with any wall colour. Ingress protection of IP20.

INFO

Power

26/66/132/198W

Source

COB LED

Built to last

Lumen maintenance of 100,000 hrs at L80B10.

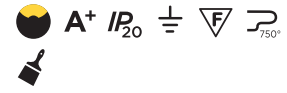
Colour and Colour Temperature

CRI 85 - 3000K / CRI 95 - 2700K
CRI 95 - 3000K / CRI 95 - 4000K

Control

ON-OFF / DALI / PUSH / 1-10V / EM. ON-OFF

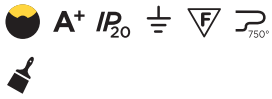
Body finish



Intesa San Paolo - Torino | Italy



STEP



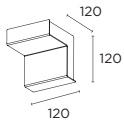
STEP_wall

Product configurator

352

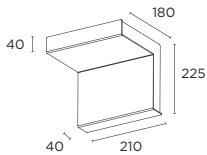
Code Version Control Finish CRI - CCT*

* For the version CRI 85 - 3000K it is not necessary to fill in the field.



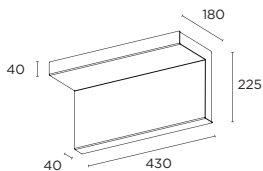
STEP Small

Code	Version	Kg	Control	Finish	CRI - CCT	
352	62	L=120 26W 1,50	50	ON-OFF	42 ○ matt white	- 85 - 3000K
			61	1-10V	47 ○ parget white	/9527 95 - 2700K
			65	DALI	52 ● matt black	/9530 95 - 3000K
			69	PUSH	85 ● corten	/9540 95 - 4000K
					92 ● concrete grey	



STEP Medium

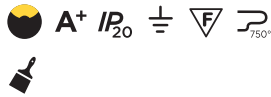
Code	Version	Kg	Control	Finish	CRI - CCT	
352	60	L=210 66W 3,25	50	ON-OFF	42 ○ matt white	- 85 - 3000K
			61	1-10V	47 ○ parget white	/9527 95 - 2700K
			63	EM. 1h	52 ● matt black	/9530 95 - 3000K
			65	DALI	85 ● corten	/9540 95 - 4000K
			69	PUSH	92 ● concrete grey	



STEP Large

Code	Version	Kg	Control	Finish	CRI - CCT	
352	63	L=430 132W 6,50	50	ON-OFF	42 ○ matt white	- 85 - 3000K
			61	1-10V	47 ○ parget white	/9527 95 - 2700K
			63	EM. 1h	52 ● matt black	/9530 95 - 3000K
			65	DALI	85 ● corten	/9540 95 - 4000K
			69	PUSH	92 ● concrete grey	

STEP MAXI



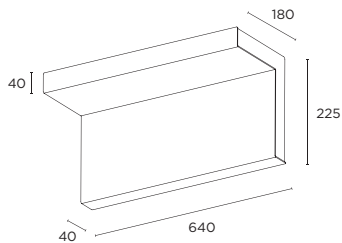
STEP MAXI wall

Product configurator

352

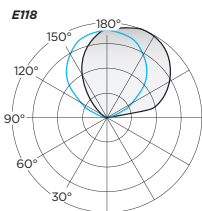
Code **Version** **Control** **Finish** **CRI - CCT***

* For the version CRI 85 - 3000K it is not necessary to fill in the field.



STEP MAXI

Code	Version	Kg	Control	Finish	CRI - CCT
352	64	L=640 198W 6,50	50 ON-OFF	42 ○ matt white	- 85 - 3000K
			61 1-10V	47 ○ parget white	/9527 95 - 2700K
			63 EM. 1h	52 ● matt black	/9530 95 - 3000K
			65 DALI	85 ● corten	/9540 95 - 4000K
			69 PUSH	92 ● concrete grey	



STEP

Power	Source consumption	CRI - CCT	N. output	Delivered output	Efficacy
26W	24,3W	85 - 3000K	3462 lm	E118 2356 lm	97 lm/W
		95 - 2700K	2853 lm	E118 1942 lm	80 lm/W
		95 - 3000K	2967 lm	E118 2019 lm	83 lm/W
		95 - 4000K	3012 lm	E118 2050 lm	84 lm/W
66W	62,4W	85 - 3000K	8694 lm	E118 5900 lm	95 lm/W
		95 - 2700K	7162 lm	E118 4860 lm	78 lm/W
		95 - 3000K	7450 lm	E118 5056 lm	81 lm/W
		95 - 4000K	7562 lm	E118 5132 lm	82 lm/W
132W	124,8W	85 - 3000K	17388 lm	E118 11799 lm	95 lm/W
		95 - 2700K	14324 lm	E118 9720 lm	78 lm/W
		95 - 3000K	14900 lm	E118 10111 lm	81 lm/W
		95 - 4000K	15124 lm	E118 10263 lm	82 lm/W
198W	187,2W	85 - 3000K	26082 lm	E118 17608 lm	94 lm/W
		95 - 2700K	21486 lm	E118 14505 lm	77 lm/W
		95 - 3000K	22350 lm	E118 15088 lm	81 lm/W
		95 - 4000K	22686 lm	E118 15315 lm	82 lm/W

STEP 3

STEP 3_walI



STEP 3 **direct/indirect emission_** **LED double switching_**

Direct/Indirect wall mounted LED luminaire with indirect asymmetric beam and direct light distribution via two spotlights. The spotlights are fitted with a proprietary joint allowing for 359° horizontal and +90°/-

90° vertical adjustment and are available in Spot, Medium, Large and Extra Large, to be ordered separately. Manufactured from bent metal and aluminium plate with heat dissipating function. Wall mounting with

nylon plugs. Finish options include matt white, parget white, matt black, corten and concrete grey. The parget white finish can be overpainted and customised with any wall colour. Ingress protection of IP20.

INFO

Power

2x18+66W

Source

COB LED

Built to last

Lumen maintenance of 100,000 hrs at L80B10.

Colour and Colour Temperature

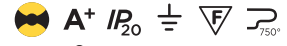
CRI 85 - 3000K / CRI 95 - 2700K
CRI 95 - 3000K / CRI 95 - 4000K

Control

ON-OFF / DALI / PUSH / 1-10V

Body finish

○ ○ ● ● ●



Spot



Medium



Large



XLarge



STEP 3

STEP 3_wall



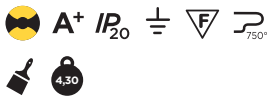


Adjustable optical assembly_

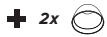
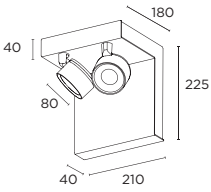
359° horizontal and 90° vertical adjustability of the optic unit. Step 3, featuring the double optic unit, enables diffused and accent lighting at a single light point. The inclined plane in which the

indirect source with double COB LED is housed, enables optimisation of the frontal thcorten of the luminous flux, creating a very open and defined beam with a 90° angle.

STEP 3



STEP 3_wall



Product configurator

367 60 + Optic

Code Version Control Finish CRI - CCT*

* For the version CRI 85 - 3000K it is not necessary to fill in the field.

STEP 3

Code	Version	Control*	Finish	CRI - CCT	
367	60	L=210 2x18W + 66W	51 ON-OFF	42 ○ matt white	- 85 - 3000K
			61 1-10V	47 ○ parget white	/9527 95 - 2700K
			65 DALI	52 ● matt black	/9530 95 - 3000K
			68 PUSH	85 ● corten**	/9540 95 - 4000K
				92 ● concrete grey	

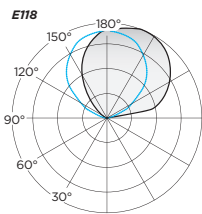
* To dimm the indirect emission /UP or /DW must be specified to dim the spots.
** Spots black.




Optic.

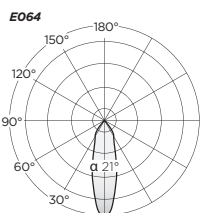
Optic

Code	Optic
9Q 305	S Spot 21°
	M Medium 28°
	L Large 38°
	X XLarge 74°




STEP 3 indirect emission

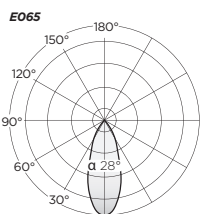
Power	Source consumption	CRI - CCT	N. output		Deliv. output	Efficacy
66W	62,4W	85 - 3000K	8694 lm	E118	5900 lm	95 lm/W
		95 - 2700K	7162 lm	E118	4860 lm	78 lm/W
		95 - 3000K	7450 lm	E118	5056 lm	81 lm/W
		95 - 4000K	7562 lm	E118	5132 lm	82 lm/W



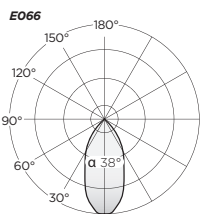
h (m)	Ø	Em (lux/klm)
h1	0,55	2537
h2	1,01	634
h3	1,51	282
h4	2,02	159
h5	2,52	101

STEP 3 spot

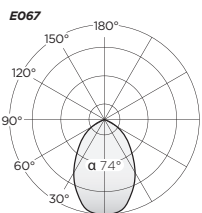
Power	Source consumption	CRI - CCT	N. output	Optic		Deliv. output	Efficacy		
2x18W	16,4W	85 - 3000K	2535 lm	Spot 21°	E064	2003 lm	122 lm/W		
				Medium 28°	E065	1902 lm	116 lm/W		
				Large 38°	E066	2052 lm	125 lm/W		
				XLarge 74°	E067	1822 lm	111 lm/W		
				95 - 2700K	2088 lm	Spot 21°	E064	1650 lm	101 lm/W
						Medium 28°	E065	1567 lm	96 lm/W
		Large 38°	E066			1690 lm	103 lm/W		
		XLarge 74°	E067			1501 lm	92 lm/W		
		95 - 3000K	2172 lm			Spot 21°	E064	1716 lm	105 lm/W
						Medium 28°	E065	1630 lm	99 lm/W
				Large 38°	E066	1758 lm	107 lm/W		
				XLarge 74°	E067	1561 lm	95 lm/W		
95 - 4000K	2205 lm			Spot 21°	E064	1742 lm	106 lm/W		
				Medium 28°	E065	1655 lm	101 lm/W		
		Large 38°	E066	1785 lm	109 lm/W				
		XLarge 74°	E067	1585 lm	97 lm/W				



h (m)	Ø	Em (lux/klm)
h1	0,68	1845
h2	1,36	461
h3	2,04	205
h4	2,72	115
h5	3,40	74




h (m)	Ø	Em (lux/klm)
h1	0,89	1415
h2	1,78	354
h3	2,66	157
h4	3,55	88
h5	4,44	57



h (m)	Ø	Em (lux/klm)
h1	1,54	657
h2	3,08	164
h3	4,62	73
h4	6,16	41
h5	7,70	26

PLURIEL MICRO

PLURIEL MICRO_ wall



PLURIEL MICRO

***to be completed with optic and ring_
high efficiency COB LED source_***

Wall or ceiling mounted LED luminaire with COB and constant current electronic power supply integral to the fitting. Proprietary joint allowing for 350° horizontal and +/-90° vertical adjust-

ment. The luminaire is manufactured from die-cast aluminium and fitted with a wall mounted metal support and wall fixing nylon plugs. The luminaire is available in matt white, matt black and con-

crete grey. Optics in Medium and Large beam to be ordered separately. Optics come complete with a decorative ring that is available in nine liquid-coated finish options. Ingress protection of IP20.

INFO

Power

spot 4,5W

Source

COB LED

Built to last

Lumen maintenance of 100,000 hrs at L80B10.

Colour and Colour Temperature

CRI 85 - 3000K / CRI 95 - 2700K

CRI 95 - 3000K / CRI 95 - 4000K

Control

ON-OFF

Body finish

○ ● ●

Ring finish

● ● ● ● ● ● ● ● ● ●



Medium



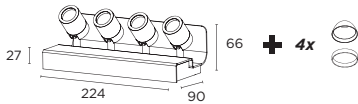
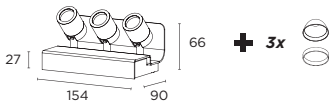
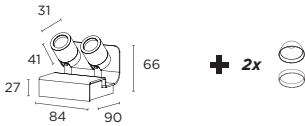
Large



PLURIEL MICRO



PLURIEL MICRO_wall



Product configurator

370 50 + Ring - Optic

Code Version Source Finish CRI - CCT*

* For the version CRI 85 - 3000K it is not necessary to fill in the field.

PLURIEL MICRO

Code	Version	Kg	Source	Finish	CRI - CCT
370	42	2x4,5W	0,56	50 LED	42 ○ matt white - 85 - 3000K
	43	3x4,5W	0,93		52 ● matt black /9527 95 - 2700K
	44	4x4,5W	1,24		92 ● concrete grey /9530 95 - 3000K
					/9540 95 - 4000K

+

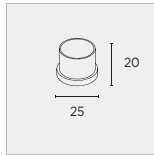
Ring - Optic

Code	Ring finish	Optic
370 90 50	1M ● brick red	/M Medium 28°
	10 ● lacquered red	/L Large 53°
	17 ● matt orange	
	20 ● spring green	
	33 ● corn yellow	
	42 ○ matt white	
	52 ● matt black	
	64 ● baby blue	
	92 ● concrete grey	

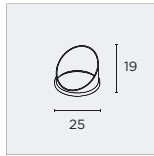


Rings with optics included

PLURIEL MICRO_accessories



Thanks to this accessory it is possible to obtain a narrow and sharp beam, with a strong contrast between the illuminated and unlit area.



Thanks to this accessory it is possible to obtain an asymmetrically narrower and sharper beam with a greater contrast between the illuminated and non-illuminated area.

Cut-Off

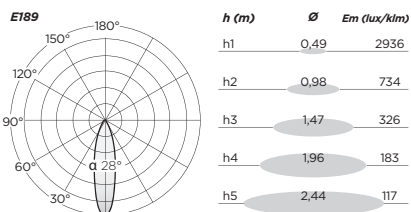
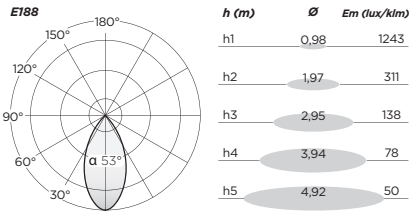
Code

9G 031

Visor

Code

9G 047



PLURIEL MICRO

Power	Source consumption	CRI - CCT	N. output	Optic	Deliv. output	Efficacy
4,5W	4,5W	85 - 3000K	607 lm	Medium 28°	E189 373 lm	83 lm/W
				Large 53°	E188 286 lm	64 lm/W
				Medium 28°	E189 295 lm	66 lm/W
				Large 53°	E188 226 lm	50 lm/W
95 - 2700K	480 lm			Medium 28°	E189 310 lm	69 lm/W
				Large 53°	E188 237 lm	53 lm/W
95 - 3000K	504 lm			Medium 28°	E189 310 lm	69 lm/W
				Large 53°	E188 237 lm	53 lm/W
95 - 4000K	539 lm			Medium 28°	E189 331 lm	74 lm/W
				Large 53°	E188 254 lm	56 lm/W

PLURIEL

PLURIEL_wall



PLURIEL

***to be completed with optic and ring_
high efficiency COB LED source_***

LED wall or ceiling luminaire with three adjustable spotlights with proprietary joint allowing for 350° horizontal and +90°/-90° vertical adjustment. The body is manufactured from die-cast aluminium

alloy 6060 with heat dissipating function. Wall fixings with nylon plugs. Optics available in Medium, Large and Wide. Optics come complete with a decorative ring that is available in nine liq-

uid-coated finish options. The luminaire is available in matt white, matt black and concrete grey. Accessories include narrow optics, honeycomb louvre and satin diffuser. Ingress protection of IP20.

INFO

Power
spot 6/9W

Source
COB LED

Built to last
Lumen maintenance of 100,000 hrs at L80B10.

Colour and Colour Temperature
CRI 85 - 3000K / CRI 95 - 2700K
CRI 95 - 3000K / CRI 95 - 4000K

Control
ON-OFF

Body finish
○ ● ●

Ring finish
● ● ● ● ● ● ● ● ● ●

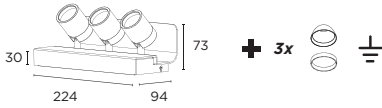
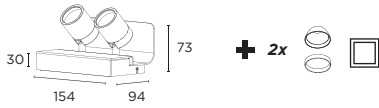


Private home - Madrid | Spain
Project: Decop design studio

PLURIEL



PLURIEL_wall



Product configurator

353 **+ Ring - Optic**

Code **Version** **Power** **Finish** **CRI - CCT***

* For the version CRI 85 - 3000K it is not necessary to fill in the field.

PLURIEL

Code	Version	Kg	Power	Finish	CRI - CCT
353	40	1x	0,50	30 6W	42 ○ matt white - 85 - 3000K
	41	2x	0,90	50 9W	/9527 ● matt black 95 - 2700K
	42	3x	1,35	92 ● concrete grey	/9530 95 - 3000K
					/9540 95 - 4000K

+

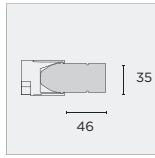
Ring - Optic

Code	Ring finish	Optic
353 90 50	1M ● brick red	/M Medium 21°
	10 ● lacquered red	/L Large 30°
	17 ● matt orange	/W Wide 59°
	20 ● spring green	
	33 ● corn yellow	
	42 ○ matt white	
	52 ● matt black	
	64 ● baby blue	
	92 ● concrete grey	

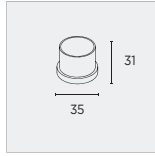


Rings with optics included

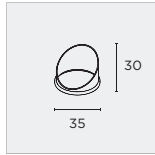
PLURIEL_accessories



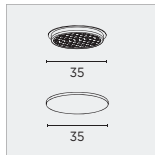
With the Narrow optic it is possible to obtain a 10° narrow beam.
Optic assembly and its coloured ring should not be ordered with this accessory.



Thanks to this accessory it is possible to obtain a narrow and sharp beam, with a strong contrast between the illuminated and unlit area.

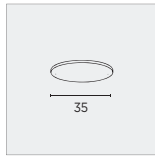


Thanks to this accessory it is possible to obtain an asymmetrically narrower and sharper beam with a greater contrast between the illuminated and non-illuminated area.



The honeycomb grid is an accessory used for the anti-glare effect. It reduces the luminous flux by 20%.

IP₄₀ P_{750°}



The satin diffuser increases the diffusion of the luminous flux by widening and softening the beam of light.

IP₄₀ P_{750°}

Optic Narrow

Code

9G 317 52

Cut-Off

Code

9G 049

Visor

Code

9G 048

Honeycomb louvre

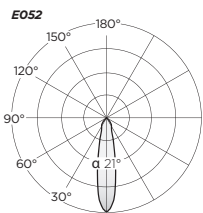
Code

9G 023

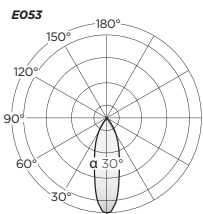
Satin diffuser

Code

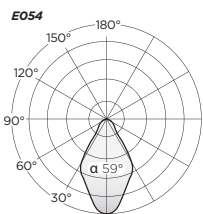
9G 024



h (m)	Ø	Em (lux/klm)
h1	0,38	4096
h2	0,75	1024
h3	1,13	455
h4	1,51	256
h5	1,89	164



h (m)	Ø	Em (lux/klm)
h1	0,54	2395
h2	1,09	599
h3	1,63	266
h4	2,18	150
h5	2,72	96



h (m)	Ø	Em (lux/klm)
h1	1,13	981
h2	2,27	245
h3	3,40	109
h4	4,54	61
h5	5,67	39

PLURIEL

Power	Source consumption	CRI - CCT	N. output	Optic	Deliv. output	Efficacy		
6W	5,9W	85 - 3000K	945 lm	Medium 21°	E052 714 lm	121 lm/W		
				Large 30°	E053 710 lm	120 lm/W		
				Wide 59°	E054 615 lm	104 lm/W		
				95 - 2700K	Medium 21°	E052 574 lm	97 lm/W	
					Large 30°	E053 571 lm	97 lm/W	
					Wide 59°	E054 495 lm	84 lm/W	
				95 - 3000K	800 lm	Medium 21°	E052 604 lm	102 lm/W
						Large 30°	E053 601 lm	102 lm/W
						Wide 59°	E054 521 lm	88 lm/W
9W	8,7W	85 - 3000K	1300 lm	Medium 21°	E052 612 lm	104 lm/W		
				Large 30°	E053 609 lm	103 lm/W		
				Wide 59°	E054 527 lm	89 lm/W		
				95 - 2700K	Medium 21°	E052 982 lm	113 lm/W	
					Large 30°	E053 977 lm	112 lm/W	
					Wide 59°	E054 846 lm	97 lm/W	
95 - 3000K	1050 lm	Medium 21°	E052 793 lm	91 lm/W				
		Large 30°	E053 789 lm	91 lm/W				
		Wide 59°	E054 683 lm	79 lm/W				
95 - 3000K	1100 lm	85 - 3000K	1120 lm	Medium 21°	E052 831 lm	96 lm/W		
				Large 30°	E053 826 lm	95 lm/W		
				Wide 59°	E054 716 lm	82 lm/W		
				95 - 4000K	Medium 21°	E052 846 lm	97 lm/W	
					Large 30°	E053 841 lm	97 lm/W	
					Wide 59°	E054 729 lm	84 lm/W	

PLURIEL PLUS

PLURIEL PLUS_wall



PLURIEL PLUS

**to be completed with optic and ring_
high efficiency COB LED source_**

LED wall or ceiling luminaire with a single adjustable spotlight with proprietary joint allowing for 350° horizontal and +90°/-90° vertical adjustment. The body is manufac-

tured from die-cast aluminium alloy 6060 with heat dissipating function. Wall fixings with nylon plugs. Optics available in Spot, Medium and Large. Optics come complete

with a decorative ring that is available in seven liquid-coated finish options. The luminaire is available in matt white, matt black and concrete grey. Ingress protection of IP20.

INFO

Power

spot 13W

Source

COB LED

Built to last

Lumen maintenance of 100,000 hrs at L80B10.

Colour and Colour Temperature

CRI 85 - 3000K / CRI 95 - 2700K

CRI 95 - 3000K / CRI 95 - 4000K

Control

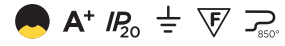
ON-OFF / DALI / PUSH / 1-10V

Body finish

○ ● ●

Ring finish


● ● ● ● ○ ● ●



Spot

Medium

Large



PLURIEL MICRO

4,5W

MEDIUM - LARGE

PLURIEL

6/9W

MEDIUM - LARGE - WIDE

PLURIEL PLUS

13W

SPOT - MEDIUM - LARGE

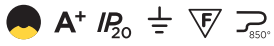
PLURIEL PLUS

PLURIEL PLUS_wall





PLURIEL PLUS



PLURIEL PLUS_wall

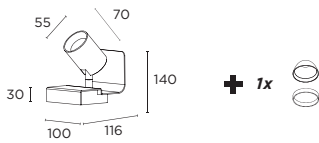


Product configurator

364 + Ring - Optic

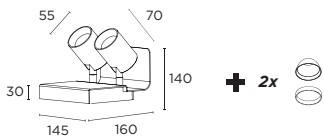
Code Version Control Finish CRI - CCT*

* For the version CRI 85 - 3000K it is not necessary to fill in the field.



PLURIEL PLUS 1x

Code	Version	Kg	Control	Finish	CRI - CCT
364	40	1x13W 0,80	50 ON-OFF	42 ○ matt white	- 85 - 3000K
				52 ● matt black	/9527 95 - 2700K
				92 ● concrete grey	/9530 95 - 3000K
					/9540 95 - 4000K



PLURIEL PLUS 2x

Code	Version	Kg	Control	Finish	CRI - CCT
364	41	2x13W 0,80	50 ON-OFF	42 ○ matt white	- 85 - 3000K
			61 1-10V	52 ● matt black	/9527 95 - 2700K
			65 DALI	92 ● concrete grey	/9530 95 - 3000K
			68 PUSH		/9540 95 - 4000K

+

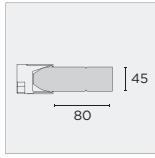
Ring - Optic

Code	Ring finish	Optic
610 90 50	10 ● lacquered red	/S Spot 21°
	17 ● matt orange	/M Medium 28°
	20 ● spring green	/L Large 38°
	33 ● corn yellow	
	42 ○ matt white	
	52 ● matt black	
	92 ● concrete grey	

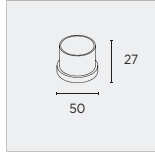


Rings with optics included

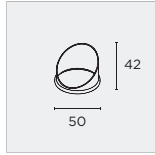
PLURIEL PLUS _{accessories}



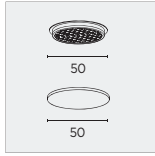
With the Narrow optic it is possible to obtain a 10° narrow beam.
Optic assembly and its coloured ring should not be ordered with this accessory.



Thanks to this accessory it is possible to obtain a narrow and sharp beam, with a strong contrast between the illuminated and unlit area.

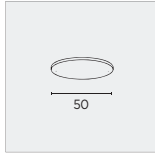


Thanks to this accessory it is possible to obtain an asymmetrically narrower and sharper beam with a greater contrast between the illuminated and non-illuminated area.



The honeycomb grid is an accessory used for the anti-glare effect. It reduces the luminous flux by 20%.

IP₄₀ \overline{P}_{750°



The satin diffuser increases the diffusion of the luminous flux by widening and softening the beam of light.

IP₄₀ \overline{P}_{750°

Optic Narrow

Code

9G 312 52

Cut-Off

Code

9G 040

Visor

Code

9G 039

Honeycomb louvre

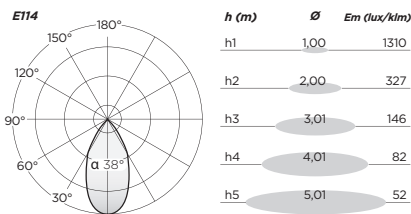
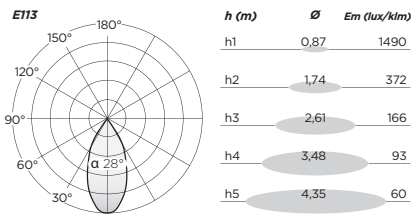
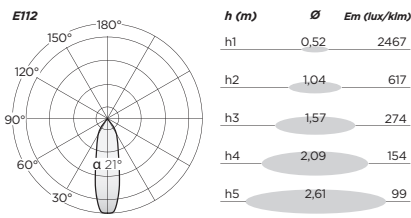
Code

9G 025

Satin diffuser

Code

9G 026



PLURIEL PLUS

Power	Source consumption	CRI - CCT	N. output	Optic		Deliv. output	Efficacy
13W	12,1W	85 - 3000K	1679 lm	Spot	21°	E112 1484 lm	123 lm/W
				Medium	28°	E113 1487 lm	123 lm/W
				Large	38°	E114 1491 lm	123 lm/W
95 - 2700K	1294 lm	95 - 2700K	1294 lm	Spot	21°	E112 1144 lm	95 lm/W
				Medium	28°	E113 1146 lm	95 lm/W
				Large	38°	E114 1149 lm	95 lm/W
95 - 3000K	1361 lm	95 - 3000K	1361 lm	Spot	21°	E112 1202 lm	99 lm/W
				Medium	28°	E113 1205 lm	100 lm/W
				Large	38°	E114 1208 lm	100 lm/W
95 - 4000K	1638 lm	95 - 4000K	1638 lm	Spot	21°	E112 1447 lm	120 lm/W
				Medium	28°	E113 1450 lm	120 lm/W
				Large	38°	E114 1459 lm	120 lm/W

PLURIEL PLUS BAR

PLURIEL PLUS BAR_ wall



PLURIEL PLUS BAR

**to be completed with optic and ring_
high efficiency COB LED source_**

Four-head LED wall or ceiling mounted luminaire with an integrated constant-current driver. LED sources are located in two completely independent luminaire heads using a proprietary joint that allows 360° horizontal

and +90°/-90° vertical adjustment. The body is manufactured from die-cast aluminium alloy 6060 with heat dissipating function. Fitted with a wall mounted metal holder, liquid painted, and fixings with nylon plugs. Optics

available in Spot, Medium and Large. Decorative ring is available in seven liquid-coated finish options. The luminaire is available in matt white, matt black and concrete grey. Ingress protection of IP20.

INFO

Power

spot 13W

Source

COB LED

Built to last

Lumen maintenance of 100,000 hrs at L80B10.

Colour and Colour Temperature

CRI 85 - 3000K / CRI 95 - 2700K
CRI 95 - 3000K / CRI 95 - 4000K

Control

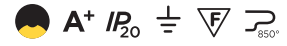
ON-OFF / DALI / PUSH / 1-10V

Body finish

○ ● ●

Ring finish

● ● ● ● ○ ● ●



Spot



Medium



Large



SPOT 21°

MEDIUM 28°

LARGE 38°



Optic NARROW 10°

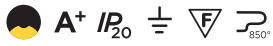


Satin diffuser



Honeycomb louvre

PLURIEL PLUS BAR



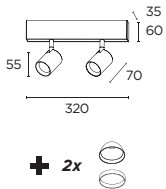
PLURIEL PLUS BAR_ wall

Product configurator

364 + Ring - Optic

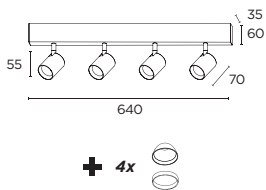
Code Version Control Finish CRI - CCT*

* For the version CRI 85 - 3000K it is not necessary to fill in the field.



PLURIEL PLUS 2x

Code	Version	Kg	Control	Finish	CRI - CCT
364	60	2x13W 1,30	50 ON-OFF	42 ○ matt white	- 85 - 3000K
			61 1-10V	52 ● matt black	/9527 95 - 2700K
			65 DALI	92 ● concrete grey	/9530 95 - 3000K
			68 PUSH		/9540 95 - 4000K



PLURIEL PLUS 4x

Code	Version	Kg	Control	Finish	CRI - CCT
364	61	4x13W 2,60	50 ON-OFF	42 ○ matt white	- 85 - 3000K
			61 1-10V	52 ● matt black	/9527 95 - 2700K
			65 DALI	92 ● concrete grey	/9530 95 - 3000K
			69 PUSH		/9540 95 - 4000K

+

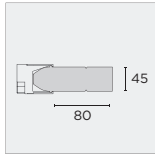
Ring - Optic

Code	Ring finish	Optic
610 90 50	10 ● lacquered red	/S Spot 21°
	17 ● matt orange	/M Medium 28°
	20 ● spring green	/L Large 38°
	33 ● corn yellow	
	42 ○ matt white	
	52 ● matt black	
	92 ● concrete grey	

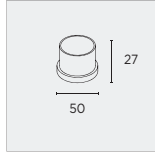


Rings with optics included

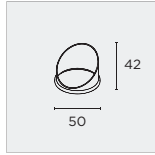
PLURIEL PLUS BAR_ accessories



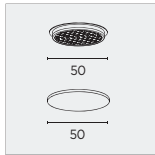
With the Narrow optic it is possible to obtain a 10° narrow beam.
Optic assembly and its coloured ring should not be ordered with this accessory.



Thanks to this accessory it is possible to obtain a narrow and sharp beam, with a strong contrast between the illuminated and unlit area.

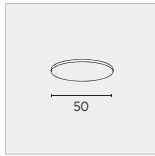


Thanks to this accessory it is possible to obtain an asymmetrically narrower and sharper beam with a greater contrast between the illuminated and non-illuminated area.



The honeycomb grid is an accessory used for the anti-glare effect. It reduces the luminous flux by 20%.

IP₄₀



The satin diffuser increases the diffusion of the luminous flux by widening and softening the beam of light.

IP₄₀

Optic Narrow

Code

9G 312 52

Cut-Off

Code

9G 040

Visor

Code

9G 039

Honeycomb louvre

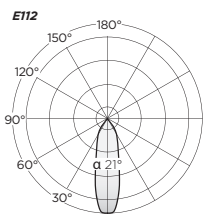
Code

9G 025

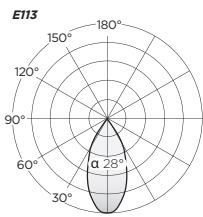
Satin diffuser

Code

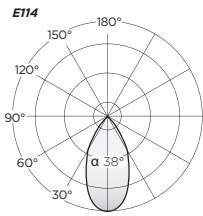
9G 026



h (m)	Ø	Em (lux/klm)
h1	0,52	2467
h2	1,04	617
h3	1,57	274
h4	2,09	154
h5	2,61	99



h (m)	Ø	Em (lux/klm)
h1	0,87	1490
h2	1,74	372
h3	2,61	166
h4	3,48	93
h5	4,35	60



h (m)	Ø	Em (lux/klm)
h1	1,00	1310
h2	2,00	327
h3	3,01	146
h4	4,01	82
h5	5,01	52

PLURIEL PLUS BAR

Power	Source consumption	CRI - CCT	N. output	Optic	Deliv. output	Efficacy
13W	12,1W	85 - 3000K	1679 lm	Spot 21°	E112 1484 lm	123 lm/W
				Medium 28°	E113 1487 lm	123 lm/W
				Large 38°	E114 1491 lm	123 lm/W
95 - 2700K	1294 lm	85 - 2700K	1294 lm	Spot 21°	E112 1144 lm	95 lm/W
				Medium 28°	E113 1146 lm	95 lm/W
				Large 38°	E114 1149 lm	95 lm/W
95 - 3000K	1361 lm	85 - 3000K	1361 lm	Spot 21°	E112 1202 lm	99 lm/W
				Medium 28°	E113 1205 lm	100 lm/W
				Large 38°	E114 1208 lm	100 lm/W
95 - 4000K	1638 lm	85 - 4000K	1638 lm	Spot 21°	E112 1447 lm	120 lm/W
				Medium 28°	E113 1450 lm	120 lm/W
				Large 38°	E114 1459 lm	120 lm/W

PIANO SPOT

PIANO SPOT_ wall



PIANO SPOT

direct/indirect emission_

high efficiency COB LED source_

Direct/Indirect, linear wall-mounted luminaire. The body is manufactured from extruded aluminium and die-cast elements and is available

in brick red, matt white, matt black and concrete grey. Both spotlights need to be completed with optics including decorative ring available

nine liquid-coated finish options. Accessories include narrow optics, honeycomb louvre and satin diffuser. Ingress protection of IP20.

INFO

Power
2x9+14W

Source
COB LED

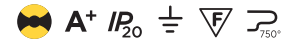
Built to last
Lumen maintenance of 60,000 hrs at L80B10.

Colour and Colour Temperature
14W CRI 85 - 2700K / CRI 85 - 3000K
CRI 85 - 4000K
2x9W CRI 85 - 3000K / CRI 95 - 2700K
CRI 95 - 3000K / CRI 95 - 4000K

Control
ON-OFF

Body finish
● ○ ● ●

Ring finish
● ● ● ● ● ○ ● ● ●



Medium



Large

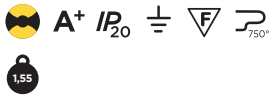


Wide

*Hairsalon N°11 - Vienna | Austria
Lighting design: Alexander Magyar*



PIANO SPOT



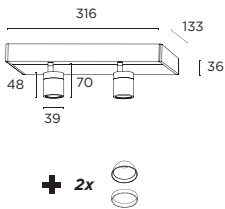
PIANO SPOT_ wall

Product configurator

361 60 51 + Ring - Optic

Code Version Finish CRI - CCT*

* For the version CRI 85 - 3000K it is not necessary to fill in the field.



PIANO SPOT

Code	Version	Kg	Finish	CRI - CCT	Indirect	CRI - CCT	Spot
361 60	51	14+2x9W	1,55	1M ● brick red	/8527	85 - 2700K	- 85 - 3000K
			42 ○ matt white	-	85 - 3000K	/9527	95 - 2700K
			52 ● matt black	/8540	85 - 4000K	/9530	95 - 3000K
			92 ● concrete grey			/9540	95 - 4000K

+

Ring - Optic

Code	Ring finish	Optic
353 90 50	1M ● brick red	/M Medium 21°
	10 ● lacquered red	/L Large 30°
	17 ● matt orange	/W Wide 59°
	20 ● spring green	
	33 ● corn yellow	
	42 ○ matt white	
	52 ● matt black	
	64 ● baby blue	
	92 ● concrete grey	



Rings with optics included


SPOT_ accessories



Thanks to this accessory it is possible to obtain a narrow and sharp beam, with a strong contrast between the illuminated and unlit area.



Thanks to this accessory it is possible to obtain an asymmetrically narrower and sharper beam with a greater contrast between the illuminated and non-illuminated area.



The honeycomb grid is an accessory used for the anti-glare effect. It reduces the luminous flux by 20%.

IP₄₀ 750°



The satin diffuser increases the diffusion of the luminous flux by widening and softening the beam of light.

IP₄₀ 750°

Cut-Off

Code

9G 049

Visor

Code

9G 048

Honeycomb louvre

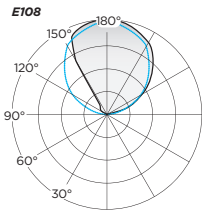
Code

9G 023

Satin diffuser

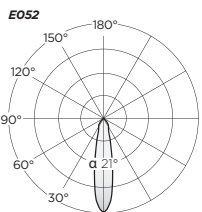
Code

9G 024



PIANO indirect emission

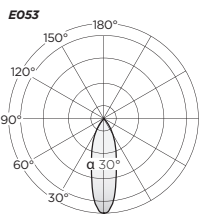
Power	Source consumption	CRI - CCT	N. output	Deliv. output	Efficacy
14W	11,7W	85 - 2700K	1470 lm	E108 739 lm	63 lm/W
		85 - 3000K	1630 lm	E108 820 lm	62 lm/W
		85 - 4000K	1625 lm	E108 817 lm	70 lm/W



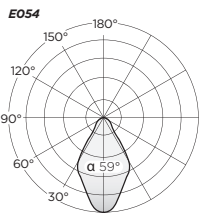
h (m)	Ø	Em (lux/klm)
h1	0,38	4096
h2	0,75	1024
h3	1,13	455
h4	1,51	256
h5	1,89	164

PIANO spot

Power	Source consumption	CRI - CCT	N. output	Optic	Deliv. output	Efficacy
9W	8,7W	85 - 3000K	1300 lm	Medium 21°	E052 982 lm	113 lm/W
				Large 30°	E053 977 lm	112 lm/W
				Wide 59°	E054 846 lm	97 lm/W
95 - 2700K	1050 lm	95 - 2700K	1050 lm	Medium 21°	E052 793 lm	91 lm/W
				Large 30°	E053 789 lm	91 lm/W
				Wide 59°	E054 683 lm	79 lm/W
95 - 3000K	1100 lm	95 - 3000K	1100 lm	Medium 21°	E052 831 lm	96 lm/W
				Large 30°	E053 826 lm	95 lm/W
				Wide 59°	E054 716 lm	82 lm/W
95 - 4000K	1120 lm	95 - 4000K	1120 lm	Medium 21°	E052 846 lm	97 lm/W
				Large 30°	E053 841 lm	97 lm/W
				Wide 59°	E054 729 lm	84 lm/W




h (m)	Ø	Em (lux/klm)
h1	0,54	2395
h2	1,09	599
h3	1,63	266
h4	2,18	150
h5	2,72	96



h (m)	Ø	Em (lux/klm)
h1	1,13	981
h2	2,27	245
h3	3,40	109
h4	4,54	61
h5	5,67	39

PIANO

PIANO_wall



PIANO

direct/indirect emission_

high efficiency COB LED source_

Direct/Indirect, asymmetric, linear wall mounted luminaire. The body is manufactured from extruded aluminium alloy 6060 and is fitted with a diffuser that can also be installed inward to create a

recessed look. Liquid coated finish options include brick red, matt white, matt black and concrete grey. Ingress protection of IP40.

INFO

Power

14/28/56W

Source

COB LED

Built to last

Lumen maintenance of 60,000 hrs at L80B10.

Colour and Colour Temperature

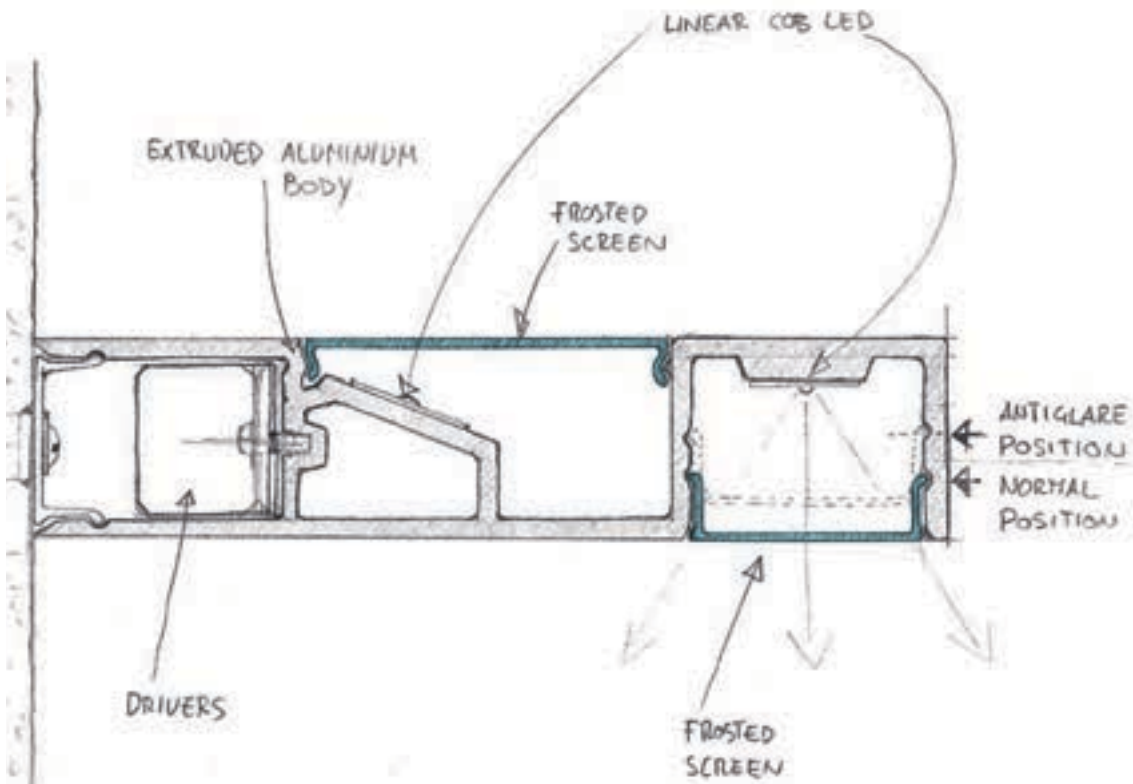
CRI 85 - 2700K / CRI 85 - 3000K / CRI 85 - 4000K

Control


ON-OFF / DALI / PUSH / 1-10V

Body finish

● ○ ● ●



PIANO



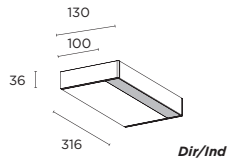
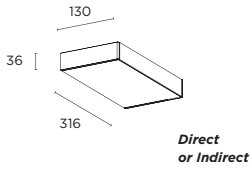
PIANO_wall

Product configurator

361

Code **Version** **Control** **Finish** **CRI - CCT***

** For the version CRI 85 - 3000K it is not necessary to fill in the field.*

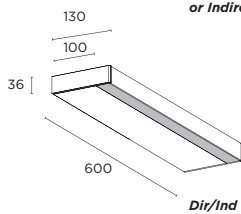
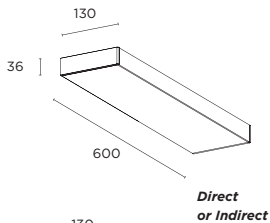



PIANO 316

Code	Version		Kg	Control	Finish	CRI - CCT
361	60	14W Direct	2,70	50 ON-OFF	1M ● brick red	/8527 85 - 2700K
	63	2x14W Dir/Ind	2,80	61 1-10V	42 ○ matt white	- 85 - 3000K
				65 DALI	52 ● matt black	/8540 85 - 4000K
				68 PUSH	92 ● concrete grey	

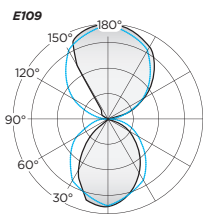
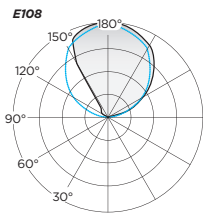
PIANO 600

Code	Version		Kg	Control	Finish	CRI - CCT
361	61	28W Direct	5,50	50 ON-OFF	1M ● brick red	/8527 85 - 2700K
	64	2x28W Dir/Ind	5,60	61 1-10V	42 ○ matt white	- 85 - 3000K
				65 DALI	52 ● matt black	/8540 85 - 4000K
				69 PUSH	92 ● concrete grey	







The diffuser can be also installed inward.



PIANO Direct

Power	Source consumption	CRI - CCT	N. output	 Delivered output	Efficacy
14W	11,7W	85 - 2700K	1470 lm	E108 739 lm	63 lm/W
	13,3W	85 - 3000K	1630 lm	E108 820 lm	62 lm/W
	11,7W	85 - 4000K	1625 lm	E108 817 lm	70 lm/W
28W	23,4W	85 - 2700K	2940 lm	E108 1671 lm	71 lm/W
	26,6W	85 - 3000K	3260 lm	E108 1853 lm	70 lm/W
	23,4W	85 - 4000K	3250 lm	E108 1847 lm	79 lm/W

PIANO Direct/Indirect

Power	Source consumption	CRI - CCT	N. output	 Delivered output	Efficacy
2x14W	23,4W	85 - 2700K	2940 lm	E109 1428 lm	61 lm/W
	26,6W	85 - 3000K	3260 lm	E109 1584 lm	60 lm/W
	23,4W	85 - 4000K	3250 lm	E109 1579 lm	67 lm/W
2x28W	46,8W	85 - 2700K	5880 lm	E109 2917 lm	62 lm/W
	53,2W	85 - 3000K	6520 lm	E109 3235 lm	61 lm/W
	46,8W	85 - 4000K	6500 lm	E109 3225 lm	69 lm/W

LINO

LINO_wall



*Paraninfo Università di Deusto - Bilbao | Spain
Lighting design: Comercial Susaeta - Photo : Ion Ander*

LINO

direct/indirect emission_

high efficiency COB LED source_

LED wall-mounted luminaire manufactured from extruded aluminium 6060 alloy and fitted with a PMMA diffuser and an

extruded lens for direct/indirect light distribution. Available in four powder-coated finishes. Ingress protection of IP44.

INFO

Power
14/28/42W

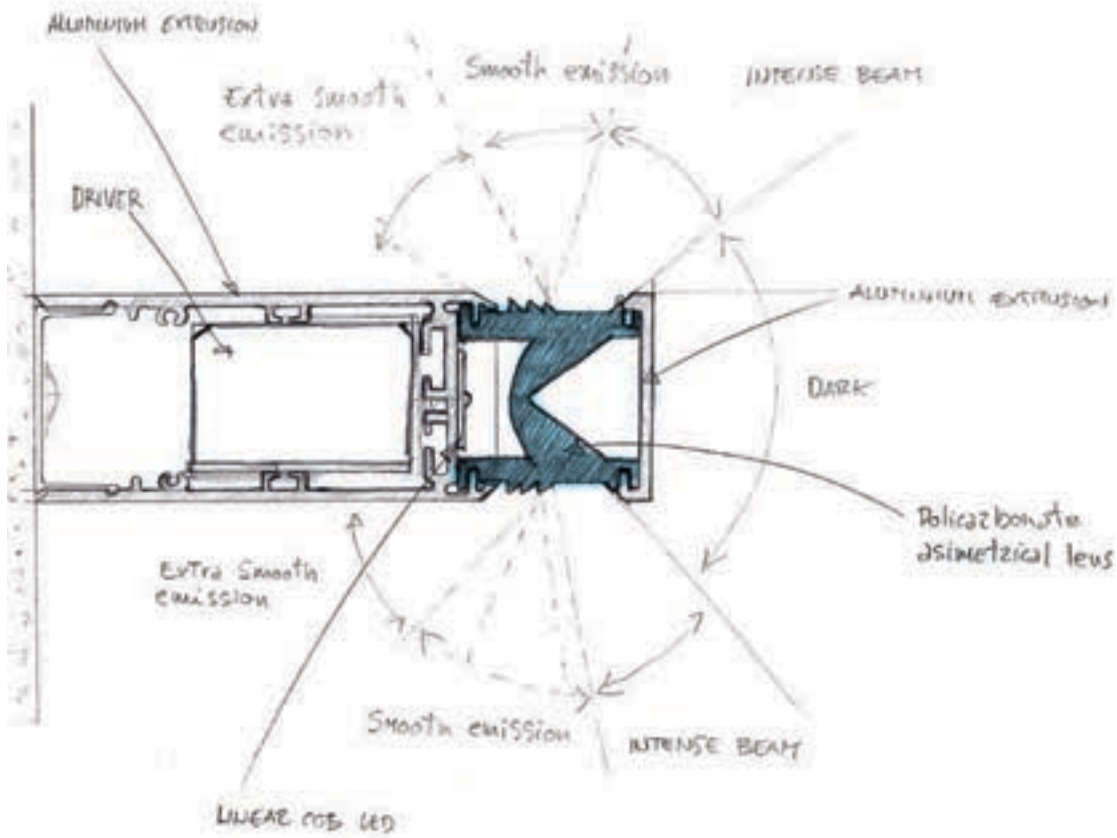
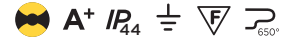
Source
COB LED

Built to last
Lumen maintenance of 60,000 hrs at L80B10.

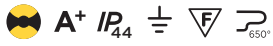
Colour and Colour Temperature
CRI 85 - 2700K / CRI 85 - 3000K / CRI 85 - 4000K

Control
ON-OFF / DALI / PUSH / 1-10V

Body finish
● ○ ● ●



LINO

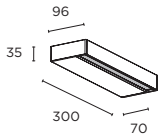


Product configurator

359

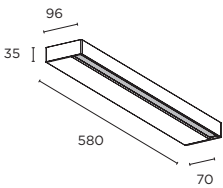
Code Version Control Finish CRI - CCT*

* For the version CRI 85 - 3000K it is not necessary to fill in the field.



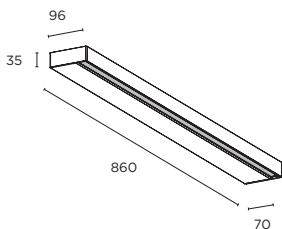
LINO 300

Code	Version	Kg	Control	Finish	CRI - CCT
359	60	14W	2,10	50 ON-OFF	1M ● brick red /8527 85 - 2700K
			61 1-10V	42 ○ matt white	- 85 - 3000K
			65 DALI	52 ● matt black	/8540 85 - 4000K
			69 PUSH	92 ● concrete grey	



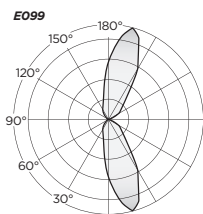
LINO 580

Code	Version	Kg	Control	Finish	CRI - CCT
359	61	28W	3,50	50 ON-OFF	1M ● brick red /8527 85 - 2700K
			61 1-10V	42 ○ matt white	- 85 - 3000K
			65 DALI	52 ● matt black	/8540 85 - 4000K
			69 PUSH	92 ● concrete grey	




LINO 860

Code	Version	Kg	Control	Finish	CRI - CCT
359	62	42W	4,40	50 ON-OFF	1M ● brick red /8527 85 - 2700K
			61 1-10V	42 ○ matt white	- 85 - 3000K
			65 DALI	52 ● matt black	/8540 85 - 4000K
			69 PUSH	92 ● concrete grey	



LINO Direct/Indirect

Power	Source consumption	CRI - CCT	N. output	 Delivered output	Efficacy
14W	11,7W	85 - 2700K	1470 lm	E099 669 lm	57 lm/W
	13,3W	85 - 3000K	1630 lm	E099 742 lm	56 lm/W
	11,7W	85 - 4000K	1625 lm	E099 740 lm	63 lm/W
28W	23,4W	85 - 2700K	2940 lm	E099 1824 lm	78 lm/W
	26,6W	85 - 3000K	3260 lm	E099 2023 lm	76 lm/W
	23,4W	85 - 4000K	3250 lm	E099 2017 lm	86 lm/W
42W	35,1W	85 - 2700K	4410 lm	E099 2667 lm	76 lm/W
	39,9W	85 - 3000K	4890 lm	E099 2957 lm	74 lm/W
	35,1W	85 - 4000K	4875 lm	E099 2948 lm	84 lm/W

TRATTO

TRATTO_wal/



TRATTO

diffuse emission_

high efficiency COB LED source_

Wall or ceiling mounted LED luminaire manufactured from extruded aluminium alloy 6060. Available in brick red, matt white, matt black and

concrete grey. Fitted with opal polycarbonate diffuser for omni-directional light distribution. Ingress protection of IP44.

INFO

Power

6,5/13/19W

Source

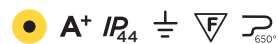
COB LED

Built to last

Lumen maintenance of 60,000 hrs at L80B10.

Colour and Colour Temperature


CRI 85 - 2700K / CRI 85 - 3000K / CRI 85 - 4000K

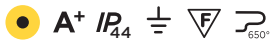


Control


ON-OFF / DALI / PUSH / 1-10V

Body finish



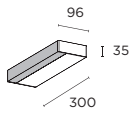


Product configurator



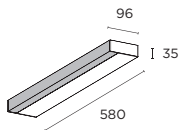
Code Version Control Finish CRI - CCT*

* For the version CRI 85 - 3000K it is not necessary to fill in the field.



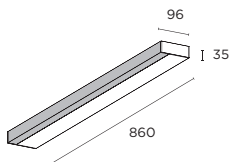
TRATTO 300

Code	Version	Kg	Control	Finish	CRI - CCT	
355	60	6,5W	2,30	50 ON-OFF	1M ● brick red	/8527 85 - 2700K
				61 1-10V	42 ○ matt white	- 85 - 3000K
				65 DALI	52 ● matt black	/8540 85 - 4000K
				68 PUSH	92 ● concrete grey	



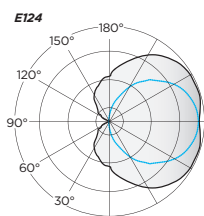
TRATTO 580

Code	Version	Kg	Control	Finish	CRI - CCT	
355	61	13W	3,20	50 ON-OFF	1M ● brick red	/8527 85 - 2700K
				61 1-10V	42 ○ matt white	- 85 - 3000K
				65 DALI	52 ● matt black	/8540 85 - 4000K
				68 PUSH	92 ● concrete grey	




TRATTO 860

Code	Version	Kg	Control	Finish	CRI - CCT	
355	62	19W	5,30	50 ON-OFF	1M ● brick red	/8527 85 - 2700K
				61 1-10V	42 ○ matt white	- 85 - 3000K
				65 DALI	52 ● matt black	/8540 85 - 4000K
				68 PUSH	92 ● concrete grey	




TRATTO

Power	Source consumption	CRI - CCT	N. output		Delivered output	Efficacy
6,5W	5,2W	85 - 2700K	770 lm	E124	485 lm	93 lm/W
	6,1W	85 - 3000K	870 lm	E124	548 lm	90 lm/W
	5,2W	85 - 4000K	850 lm	E124	535 lm	103 lm/W
13W	10,4W	85 - 2700K	1540 lm	E124	959 lm	92 lm/W
	12,2W	85 - 3000K	1740 lm	E124	1084 lm	89 lm/W
	10,4W	85 - 4000K	1700 lm	E124	1059 lm	102 lm/W
19W	15,6W	85 - 2700K	2310 lm	E124	1328 lm	85 lm/W
	18,3W	85 - 3000K	2610 lm	E124	1501 lm	82 lm/W
	15,6W	85 - 4000K	2550 lm	E124	1466 lm	94 lm/W

RIGHA

RIGHA_wall



RIGHA

diffuse emission_

high efficiency COB LED source_

Wall or ceiling-mounted LED luminaire with a sandblasted methacrylate diffusing optic and body in iron

available in six liquid-coated finish options. Fast snap fastening. Ingress protection of IP40.

INFO

Power

14/28/42W

Source

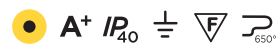
COB LED

Built to last

Lumen maintenance of 60,000 hrs at L80B10.

Colour and Colour Temperature

CRI 85 - 2700K / CRI 85 - 3000K / CRI 85 - 4000K

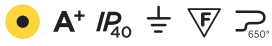


Control

ON-OFF / DALI / PUSH / 1-10V

Body finish



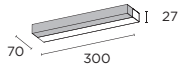


Product configurator

349

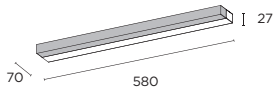
Code Version Control Finish CRI - CCT*

* For the version CRI 85 - 3000K it is not necessary to fill in the field.



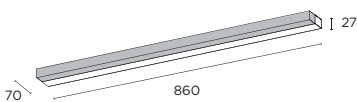
RIGHA 300

Code	Version	Kg	Control	Finish	CRI - CCT	
349	60	14W	2,30	50 ON-OFF	10 ● lacquered red	/8527 85 - 2700K
				61 1-10V	20 ● spring green	- 85 - 3000K
				65 DALI	33 ● corn yellow	/8540 85 - 4000K
				68 PUSH	42 ○ matt white	
				52 ● matt black		
				92 ● concrete grey		



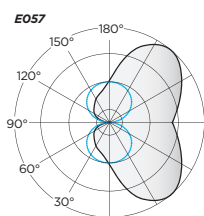
RIGHA 580

Code	Version	Kg	Control	Finish	CRI - CCT	
349	61	28W	3,20	50 ON-OFF	10 ● lacquered red	/8527 85 - 2700K
				61 1-10V	20 ● spring green	- 85 - 3000K
				65 DALI	33 ● corn yellow	/8540 85 - 4000K
				68 PUSH	42 ○ matt white	
				52 ● matt black		
				92 ● concrete grey		




RIGHA 860

Code	Version	Kg	Control	Finish	CRI - CCT	
349	62	42W	5,30	50 ON-OFF	10 ● lacquered red	/8527 85 - 2700K
				61 1-10V	20 ● spring green	- 85 - 3000K
				65 DALI	33 ● corn yellow	/8540 85 - 4000K
				69 PUSH	42 ○ matt white	
				52 ● matt black		
				92 ● concrete grey		



RIGHA

Power	Source consumption	CRI - CCT	N. output	 Delivered output	Efficacy
14W	11,7W	85 - 2700K	1470 lm	E057 1230 lm	105 lm/W
	13,3W	85 - 3000K	1630 lm	E057 1364 lm	103 lm/W
	11,7W	85 - 4000K	1625 lm	E057 1360 lm	116 lm/W
28W	23,4W	85 - 2700K	2940 lm	E057 2460 lm	105 lm/W
	26,6W	85 - 3000K	3260 lm	E057 2728 lm	103 lm/W
	23,4W	85 - 4000K	3250 lm	E057 2720 lm	116 lm/W
42W	35,1W	85 - 2700K	4410 lm	E057 3724 lm	106 lm/W
	39,9W	85 - 3000K	4890 lm	E057 4130 lm	103 lm/W
	35,1W	85 - 4000K	4875 lm	E057 4117 lm	117 lm/W

NEW

ROCK

ROCK_wall



ROCK

diffused 120° light distribution_ dimmable via PHASE CUT_ high efficiency LED source_

Wall mounted LED luminaire with diffused 120° light distribution manufactured from die-cast aluminium. Available in 4.5W (nominal emission 450lm) light source avail-

able in 2700K, 3000K or 4000K in CRI85. Lumen maintenance of 50.000 hrs at L80B10. Ingress protection of IP65. Class I luminaire with integral ON-OFF power sup-

ply, dimmable via PHASE CUT dimmer (Trailing Edge). Body finishes include concrete grey, baby blue, brick red, matt black textured, matt white textured and corten effect.

INFO

Power
4,5W

Source
LED

Built to last
Lumen maintenance of 50.000 hrs at L80B10.

Colour and Colour Temperature
CRI 85 - 2700K / CRI 85 - 3000K / CRI 85 - 4000K

Control
ON-OFF / PHASE CUT

Body finish
● ○ ● ● ● ● ●

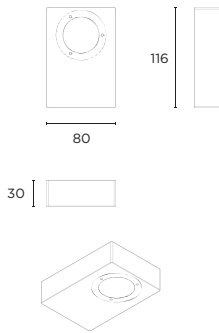




Product configurator

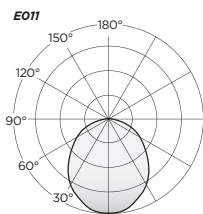
838160	50		
Code	Source	Finish	CRI - CCT*

* For the version CRI 85 - 3000K it is not necessary to fill in the field.



ROCK

Code	Source	Kg	Finish	CRI - CCT																								
838160	50	LED - 4,5W	0,48	<table border="0"> <tr> <td>1M</td> <td>● brick red</td> <td>/8527</td> <td>85 - 2700K</td> </tr> <tr> <td>WT</td> <td>○ white txt</td> <td>-</td> <td>85 - 3000K</td> </tr> <tr> <td>BT</td> <td>● black txt</td> <td>/8540</td> <td>85 - 4000K</td> </tr> <tr> <td>64</td> <td>● baby blue</td> <td></td> <td></td> </tr> <tr> <td>RU</td> <td>● corten effect</td> <td></td> <td></td> </tr> <tr> <td>CG</td> <td>● concrete grey</td> <td></td> <td></td> </tr> </table>	1M	● brick red	/8527	85 - 2700K	WT	○ white txt	-	85 - 3000K	BT	● black txt	/8540	85 - 4000K	64	● baby blue			RU	● corten effect			CG	● concrete grey		
1M	● brick red	/8527	85 - 2700K																									
WT	○ white txt	-	85 - 3000K																									
BT	● black txt	/8540	85 - 4000K																									
64	● baby blue																											
RU	● corten effect																											
CG	● concrete grey																											




h (m)	Ø	Em (lux/klm)
h1	2,49	394
h2	4,97	99
h3	7,46	44
h4	9,95	25
h5	12,44	16

ROCK

Power	Source consumption	CRI - CCT	N. output	Delivered output	Efficacy
4,5W	4,5W	85 - 2700K	450 lm	E011 232 lm	52 lm/W
		85 - 3000K	450 lm	E011 232 lm	52 lm/W
		85 - 4000K	450 lm	E011 232 lm	52 lm/W

KITE

KITE_wall



KITE **direct emission_** **high efficiency SMD LED source_**

LED Surface luminaire using SMD LED light source and a DC constant current power supply integral to the product. The

luminaire is fitted with a PMMA diffuser with partially milled, rounded corners. Ingress protection of IP40.

INFO

Power

37/50W

Source

LED SMD

Construit pour durer

La durée de vie est garantie pour 50.000 heures selon la courbe L80B10.

Colour and Colour Temperature

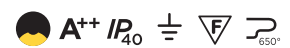
CRI 85 - 2700K / CRI 85 - 3000K / CRI 85 - 4000K

Control

ON-OFF / DALI / PUSH / 1-10V

Body finish

○



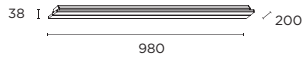


Product configurator

312

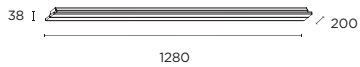
Code **Version** **Control** **Finish** **CRI - CCT***

* For the version CRI 85 - 3000K it is not necessary to fill in the field.



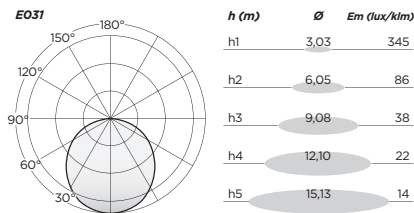
KITE 980

Code	Version	Kg	Control	Finish	CRI - CCT			
312	41	L=980 - 37W Direct	4,40	50	ON-OFF	01 ○ opal	/8527	85 - 2700K
				61	1-10V		-	85 - 3000K
				65	DALI		/8540	85 - 4000K
				69	PUSH			



KITE 1280

Code	Version	Kg	Control	Finish	CRI - CCT			
312	42	L=1280 - 50W Direct	5,60	50	ON-OFF	01 ○ opal	/8527	85 - 2700K
				61	1-10V		-	85 - 3000K
				65	DALI		/8540	85 - 4000K
				69	PUSH			



KITE

Power	Source consumption	CRI - CCT	N. output	Delivered output	Efficacy
37W	40,2W	85 - 2700K	5130 lm	E031 2798 lm	70 lm/W
		85 - 3000K	5340 lm	E031 2913 lm	72 lm/W
		85 - 4000K	5700 lm	E031 3109 lm	77 lm/W
50W	53,6W	85 - 2700K	6840 lm	E031 3767 lm	70 lm/W
		85 - 3000K	7120 lm	E031 3921 lm	73 lm/W
		85 - 4000K	7600 lm	E031 4185 lm	78 lm/W

MUFFIN

MUFFIN_wall



MUFFIN

round or square shape_
diffuse emission from LED source_

Round LED wall-mounted luminaire whose metal body is available in seven liquid-painted finishes and is fitted with an opal methacrylate diffuser for diffused,

omnidirectional light distribution. Available in 4.5W (nominal emission 450lm) light source available in 2700K, 3000K or 4000K in CRI85. Lumen maintenance

of 50.000 hrs at L80B10. Class I luminaire with integral ON-OFF power supply, dimmable via PHASE CUT dimmer (Trailing Edge). Ingress protection of IP40.

INFO

Power
4,5W

Source
LED

Construit pour durer

La durée de vie est garantie pour 50.000 heures selon la courbe L80B10.

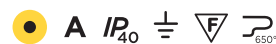
Colour and Colour Temperature

CRI 85 - 2700K / CRI 85 - 3000K / CRI 85 - 4000K

Control

ON-OFF

Body finish





Product configurator

350 50

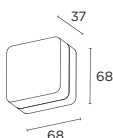
Code **Version** **Source** **Finish** **CRI - CCT***

* For the version CRI 85 - 3000K it is not necessary to fill in the field.



MUFFIN Round

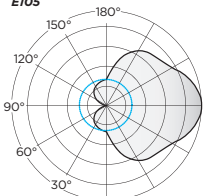
Code	Version	Kg	Source	Finish	CRI - CCT
350	40	∅ 69 - 4,5W	1,55	50 LED	10 ● lacquered red /8527 85 - 2700K
				20 ● spring green - 85 - 3000K	
				33 ● corn yellow /8540 85 - 4000K	
				42 ○ matt white	
				52 ● matt black	
				64 ● baby blue	
				92 ● concrete grey	



MUFFIN Square

Code	Version	Kg	Source	Finish	CRI - CCT
350	41	68x68 - 4,5W	0,20	50 LED	10 ● lacquered red /8527 85 - 2700K
				20 ● spring green - 85 - 3000K	
				33 ● corn yellow /8540 85 - 4000K	
				42 ○ matt white	
				52 ● matt black	
				64 ● baby blue	
				92 ● concrete grey	

ETIOS



MUFFIN

Power	Source consumption	CRI - CCT	N. output	ETIOS	Delivered output	Efficacy
4,5W	4,5W	85 - 2700K	420 lm	ETIOS	301 lm	67 lm/W
		85 - 3000K	420 lm	ETIOS	301 lm	67 lm/W
		85 - 4000K	420 lm	ETIOS	301 lm	67 lm/W



YOMA

YOMA_wall



YOMA

aluminum and tempered glass_
high efficiency SMD LED source_

Ceiling or wall mounted LED luminaire with omni-directional, diffused light distribution and a diameter of 130mm. The luminaire consists of a die-cast base, combined with tempered glass. Available with nominal 4.5W (450lm)

or 8W (750lm) light source in 2700K, 3000K or 4000K in CRI85. Lumen maintenance of 50,000 hrs at L80B10. Mix and match finishes for the base and the coloured ring accessory, choosing from six colour choices: concrete grey,

baby blue, brick red, matt black textured, matt white textured and corten effect. Ingress protection of IP65. Class I luminaire with integral ON-OFF power supply, dimmable via PHASE CUT dimmer (Trailing Edge).

INFO

Power
4,5/8W

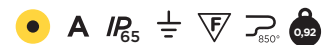
Source
LED SMD

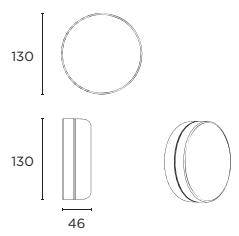
Built to last
Lumen maintenance of 50.000 hrs at L80B10.

Colour and Colour Temperature
CRI 85 - 2700K / CRI 85 - 3000K / CRI 85 - 4000K

Control
ON-OFF / PHASE CUT

Body finish





Product configurator

8375 40

Code Power Finish CRI - CCT*

* For the version CRI 85 - 3000K it is not necessary to fill in the field.

YOMA

Code	Kg	Power	Finish	CRI - CCT
8375 40	0,92	50 LED - 4,5W	1M ● brick red	/8527 85 - 2700K
		51 LED - 8W	WT ○ white txt	- 85 - 3000K
			BT ● black txt	/8540 85 - 4000K
			64 ● baby blue	
			RU ● corten effect	
			CG ● concrete grey	

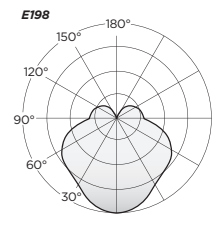
YOMA_ accessories



Decorative ring

Ring

Code	Ring finish
8375 90 00	1M ● brick red
	WT ○ white txt
	BT ● black txt
	64 ● baby blue
	RU ● corten effect
	CG ● concrete grey



YOMA

Power	Source consumption	CRI - CCT	N. output	Delivered output	Efficacy
4,5W	4,5W	85 - 2700K	450 lm	E198 323 lm	72 lm/W
		85 - 3000K	450 lm	E198 323 lm	72 lm/W
		85 - 4000K	450 lm	E198 323 lm	72 lm/W
8W	8W	85 - 2700K	750 lm	E198 538 lm	67 lm/W
		85 - 3000K	750 lm	E198 538 lm	67 lm/W
		85 - 4000K	750 lm	E198 538 lm	67 lm/W

FLIK

FLIK_wall



FLIK **indirect emission_** **high efficiency COB LED source_**

LED wall-mounted luminaire with an indirect light distribution. The luminaire body is manufactured from an aluminium

sheet that can be finished in a combination of liquid paint finishes. Ingress protection of IP40.

INFO

Power
13W

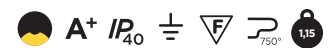
Source
COB LED

Built to last
Lumen maintenance of 100,000 hrs at L80B10.

Colour and Colour Temperature
CRI 85 - 3000K / CRI 95 - 2700K
CRI 95 - 3000K / CRI 95 - 4000K

Control
ON-OFF

Body finish



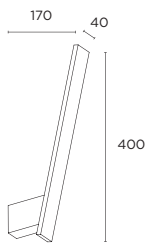


Product configurator

337 60 50

Code Source Finish CRI - CCT*

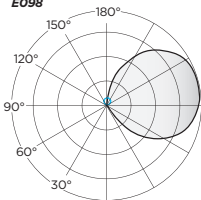
* For the version CRI 85 - 3000K it is not necessary to fill in the field.



FLIK

Code	Source	Kg	Finish	plate/base	CRI - CCT
337 60	50	LED - 13W 1,15	03	● clear wood/matt white	- 85 - 3000K
			42	○ matt white/matt white	/9527 95 - 2700K
			52	● matt black/matt black	/9530 95 - 3000K
			85	● corten/matt white	/9540 95 - 4000K
			92	● concrete grey/concrete grey	

E098



FLIK

Power	Source consumption	CRI - CCT	N. output	Delivered output	Efficacy
13W	11,6W	85 - 3000K	1820 lm	E098 1365 lm	118 lm/W
		95 - 2700K	1499 lm	E098 1124 lm	97 lm/W
		95 - 3000K	1559 lm	E098 1169 lm	101 lm/W
		95 - 4000K	1583 lm	E098 1187 lm	102 lm/W

FLAT

FLAT_wall



FLAT

indirect emission_

high efficiency COB LED source_

LED wall-mounted luminaire with an indirect light distribution. The luminaire body is manufactured from an alu-

minium sheet that can be finished in a combination of liquid paint finishes. Ingress protection of IP40.

INFO

Power
18W

Source
COB LED

Built to last
Lumen maintenance of 100,000 hrs at L80B10.

Colour and Colour Temperature
CRI 85 - 3000K / CRI 95 - 2700K
CRI 95 - 3000K / CRI 95 - 4000K

Control
ON-OFF

Body finish



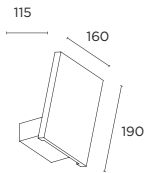



Product configurator

338 60 **50**

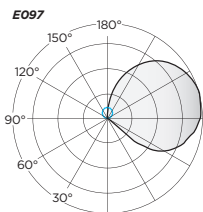
Code **Source** **Finish** **CRI - CCT***

** For the version CRI 85 - 3000K it is not necessary to fill in the field.*



FLAT

Code	Source	Kg	Finish	plate/base	CRI - CCT
338 60	50	LED - 18W 1,50	03	● clear wood/matt white	- 85 - 3000K
			42	○ matt white/matt white	/9527 95 - 2700K
			52	● matt black/matt black	/9530 95 - 3000K
			85	● corten/matt white	/9540 95 - 4000K
			92	● concrete grey/concrete grey	



FLAT

Power	Source consumption	CRI - CCT	N. output	Delivered output	Efficacy
18W	17,1W	85 - 3000K	2526 lm	E097 1964 lm	115 lm/W
		95 - 2700K	2081 lm	E097 1618 lm	95 lm/W
		95 - 3000K	2163 lm	E097 1682 lm	98 lm/W
		95 - 4000K	2197 lm	E097 1708 lm	100 lm/W

BILUX

BILUX_wall



BILUX

direct/indirect emission_

high efficiency COB LED source_

Direct/Indirect LED wall projector available with Medium, Wide, and Extra-large optic. The body of these projector consists of a liquid-painted aluminium plate and decorative ring. The reflection optic

comes in a mirror-painted polycarbonat finish designed to direct luminous fluxes. Available for use with DALI, PUSH, and 1-10V dimming controls. Ingress protection of IP20.

INFO

Power

36/52W

Source

COB LED

Built to last

Lumen maintenance of 100,000 hrs at L80B10.

Colour and Colour Temperature

CRI 85 - 3000K / CRI 95 - 2700K

CRI 95 - 3000K / CRI 95 - 4000K

Control

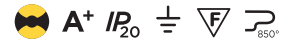
ON-OFF / DALI / PUSH / 1-10V

Body finish

○ ● ●

Ring finish

● ● ● ○ ● ● ●



Medium



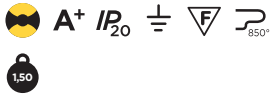
Wide



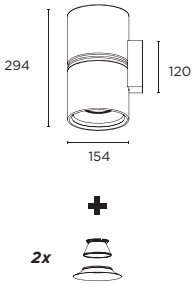
XLarge



BILUX



BILUX_wall



Product configurator

319 + Ring - Optic

Code **Control** **Version** **Finish** **CRI - CCT***

* For the version CRI 85 - 3000K it is not necessary to fill in the field.

BILUX

Code	Control	Version	Kg	Finish	CRI - CCT
319	60 ON-OFF	50 Dir/Ind - 2x18W	1,50	42 ○ matt white	- 85 - 3000K
	6B 1-10V	51 Dir/Ind - 2x26W	1,50	52 ● matt black	/9527 95 - 2700K
	6C PUSH			92 ● concrete grey	/9530 95 - 3000K
	6D DALI				/9540 95 - 4000K

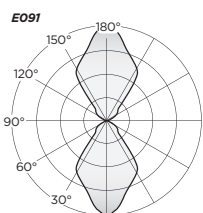
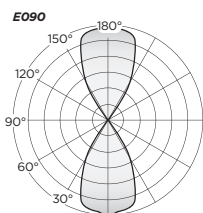
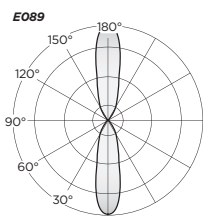
+

Ring - Optic


Code	Ring finish	Optic
319 90 50	10 ● lacquered red	/M Medium 30°
	17 ● matt orange	/W Wide 55°
	20 ● spring green	/X XLarge 73°
	42 ○ matt white	
	52 ● matt black	
	64 ● baby blue	
	92 ● concrete grey	



Rings with optics included



BILUX

Power	Source consumption	CRI - CCT	N. output	Optic		Deliv. output	Efficacy	
2x18W	34,8W	85 - 3000K	5400 lm	Medium 30°	E089	3942 lm	113 lm/W	
				Wide 55°	E090	3744 lm	108 lm/W	
				XLarge 73°	E091	3615 lm	104 lm/W	
			95 - 2700K	4450 lm	Medium 30°	E089	3249 lm	93 lm/W
					Wide 55°	E090	3085 lm	89 lm/W
					XLarge 73°	E091	3083 lm	89 lm/W
			95 - 3000K	4630 lm	Medium 30°	E089	3380 lm	97 lm/W
					Wide 55°	E090	3210 lm	92 lm/W
					XLarge 73°	E091	3208 lm	92 lm/W
95 - 4000K	4700 lm	Medium 30°	E089	3431 lm	99 lm/W			
		Wide 55°	E090	3259 lm	94 lm/W			
		XLarge 73°	E091	3257 lm	94 lm/W			
2x26W	58,6W	85 - 3000K	6924 lm	Medium 30°	E089	5000 lm	85 lm/W	
				Wide 55°	E090	4933 lm	84 lm/W	
				XLarge 73°	E091	4578 lm	78 lm/W	
			95 - 2700K	5706 lm	Medium 30°	E089	4120 lm	70 lm/W
					Wide 55°	E090	4065 lm	69 lm/W
					XLarge 73°	E091	3773 lm	64 lm/W
			95 - 3000K	5934 lm	Medium 30°	E089	4285 lm	73 lm/W
					Wide 55°	E090	4227 lm	72 lm/W
					XLarge 73°	E091	3924 lm	67 lm/W
95 - 4000K	6024 lm	Medium 30°	E089	4350 lm	74 lm/W			
		Wide 55°	E090	4310 lm	74 lm/W			
		XLarge 73°	E091	3983 lm	68 lm/W			

TOB NARROW

TOB NARROW_ wall



TOB NARROW

**direct emission or indirect and dir/ind_
high efficiency COB LED source_**

Direct wall mounted LED luminaire manufactured from die-cast aluminium alloy 6060 and decorative bent sheet metal finished with liquid paint. Wall mount with

nylon plugs. Available in eight finish options including parget white which can be overpainted and custom finished. Ingress protection of IP20.

INFO

Power

5/10W

Source

COB LED

Built to last

Lumen maintenance of 100,000 hrs at L80B10.

Colour and Colour Temperature

CRI 85 - 2700K / CRI 85 - 3000K / CRI 85 - 4000K

Control

ON-OFF

Body finish

● ● ● ○ ○ ● ● ●



*FIORI Dolomites Experience Hotel - S. Vito di Cadore (Belluno) | Italy
Project: Ambra Piccin - Lighting design: Vittorio Mariuzzo - Photo: Luca Loro di Motta*



TOB NARROW



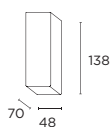
TOB NARROW_ wall

Product configurator

339

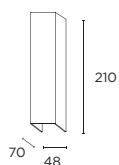
Code **Version** **Source** **Finish** **CRI - CCT***

** For the version CRI 85 - 3000K it is not necessary to fill in the field.*



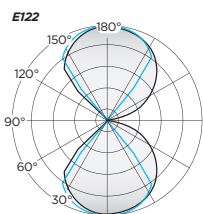
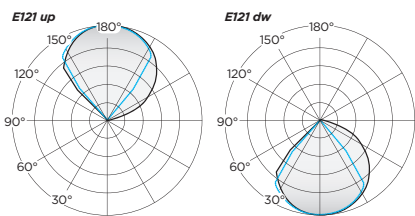
TOB NARROW Direct or Indirect

Code	Version	Kg	Source	Finish	CRI - CCT
339	6A 5W	0,65	50 LED	1M ● brick red	/8527 85 - 2700K
				20 ● spring green	- 85 - 3000K
				33 ● corn yellow	/8540 85 - 4000K
				42 ○ matt white	
				47 ○ parget white	
				52 ● matt black	
				85 ● corten	
				92 ● concrete grey	




TOB NARROW Direct/Indirect

Code	Version	Kg	Source	Finish	CRI - CCT
339	6B 2x5W	0,90	50 LED	1M ● brick red	/8527 85 - 2700K
				20 ● spring green	- 85 - 3000K
				33 ● corn yellow	/8540 85 - 4000K
				42 ○ matt white	
				47 ○ parget white	
				52 ● matt black	
				85 ● corten	
				92 ● concrete grey	



TOB NARROW

Power	Source consumption	CRI - CCT	N. output	 Delivered output	Efficacy
5W	4,6W	85 - 2700K	387 lm	E121 260 lm	56 lm/W
		85 - 3000K	414 lm	E121 278 lm	60 lm/W
		85 - 4000K	433 lm	E121 291 lm	63 lm/W
2x5W	9,2W	85 - 2700K	774 lm	E122 391 lm	43 lm/W
		85 - 3000K	828 lm	E122 418 lm	45 lm/W
		85 - 4000K	866 lm	E122 438 lm	48 lm/W

TOB

TOB_wal/



Private home - Roma | Italy
Project: Arch. Vito D'Atoma

TOB

**direct/indirect emission_
high efficiency COB LED source_**

Direct/Indirect wall mounted LED luminaire manufactured from die-cast aluminium alloy 6060 and decorative bent sheet metal finished with liquid paint.

Available in eight finish options including parget white which can be over-painted and custom finished. Ingress protection of IP20.

INFO

Power

13/26W

Source

COB LED

Built to last

Lumen maintenance of 100,000 hrs at L80B10.

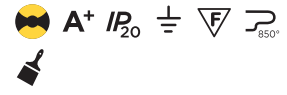
Colour and Colour Temperature

CRI 85 - 3000K / CRI 95 - 2700K
CRI 95 - 3000K / CRI 95 - 4000K

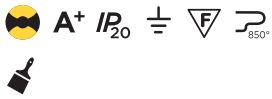
Control

ON-OFF / DALI / PUSH / 1-10V

Body finish



TOB



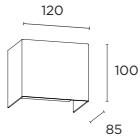
TOB_wal

Product configurator

339

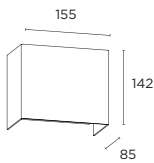
Code Version Control Finish CRI - CCT*

* For the version CRI 85 - 3000K it is not necessary to fill in the field.



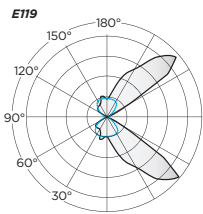
TOB Small

Code	Version	Kg	Control	Finish	CRI - CCT
339	60	13W - Dir/Ind	0,85	50 ON-OFF	1M ● brick red - 85 - 3000K
				20 ● spring green	/9527 95 - 2700K
				33 ● corn yellow	/9530 95 - 3000K
				42 ○ matt white	/9540 95 - 4000K
				47 ○ parget white	
				52 ● matt black	
				85 ● corten	
				92 ● concrete grey	




TOB Medium

Code	Version	Kg	Control	Finish	CRI - CCT
339	61	26W - Dir/Ind	0,85	50 ON-OFF	1M ● brick red - 85 - 3000K
			61 1-10V	20 ● spring green	/9527 95 - 2700K
			65 DALI	33 ● corn yellow	/9530 95 - 3000K
			68 PUSH	42 ○ matt white	/9540 95 - 4000K
				47 ○ parget white	
				52 ● matt black	
				85 ● corten	
				92 ● concrete grey	




TOB

Power	Source consumption	CRI - CCT	N. output	 Delivered output	Efficacy
13W	11,6W	85 - 3000K	1820 lm	E119 968 lm	83 lm/W
		95 - 2700K	1499 lm	E119 797 lm	69 lm/W
		95 - 3000K	1559 lm	E119 829 lm	71 lm/W
		95 - 4000K	1583 lm	E119 842 lm	73 lm/W
2x13W	24,3W	85 - 3000K	3462 lm	E119 1895 lm	78 lm/W
		95 - 2700K	2853 lm	E119 1562 lm	64 lm/W
		95 - 3000K	2967 lm	E119 1624 lm	67 lm/W
		95 - 4000K	3012 lm	E119 1649 lm	68 lm/W

TOB MAXI

TOB MAXI_wall



TOB MAXI

direct/indirect emission_
high efficiency COB LED source_

Direct/Indirect wall mounted LED luminaire manufactured from die-cast aluminium alloy 6060 and decorative bent sheet metal finished with liquid paint. Available in eight

finish options including parget white which can be overpainted and custom finished. Accessories include an anti-glare kit. Ingress protection of IP20.

INFO

Power

26+36W

Source

COB LED

Built to last

Lumen maintenance of 100,000 hrs at L80B10.

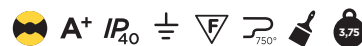
Colour and Colour Temperature

CRI 85 - 3000K / CRI 95 - 2700K
CRI 95 - 3000K / CRI 95 - 4000K

Control

ON-OFF / DALI / PUSH / 1-10V

Body finish



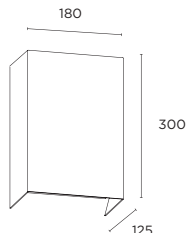


Product configurator

351 **60**

Code **Version** **Control** **Finish** **CRI - CCT***

** For the version CRI 85 - 3000K it is not necessary to fill in the field.*



TOB MAXI

Code	Version		Kg	Control	Finish	CRI - CCT	
351	60	26+36W - Dir/Ind	3,75	50 ON-OFF	42 ○ matt white	-	85 - 3000K
				61 1-10V	47 ○ parget white	/9527	95 - 2700K
				65 DALI	52 ● matt black	/9530	95 - 3000K
				68 PUSH	85 ● corten	/9540	95 - 4000K
					92 ● concrete grey		

TOB MAXI_ accessories



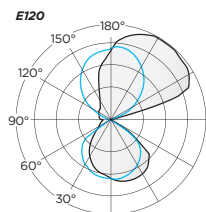
Anti-glare kit




Anti-glare kit

Code

9G 029



TOB MAXI

Power	Source consumption	CRI - CCT	N. output	 Delivered output	Efficacy
26+36W	23,7+(2x17.3)	85 - 3000K	8768 lm	E120 6584 lm	113 lm/W
		95 - 2700K	7225 lm	E120 5425 lm	93 lm/W
		95 - 3000K	7513 lm	E120 5642 lm	97 lm/W
		95 - 4000K	7628 lm	E120 5728 lm	98 lm/W

TOB WIDE

TOB WIDE_ wall



TOB WIDE

direct/indirect emission_

high efficiency COB LED source_

Wall mounted LED luminaire with internal tilting element to adjust the output ratio between direct and indirect light distribution. Manufactured from aluminium plate with heat dissipating

function. Wall mount with nylon plugs. Available in eight finish options including parget white which can be over-painted and custom finished. Ingress protection of IP20.

INFO

Power

14/28/42W

Source

COB LED

Built to last

Lumen maintenance of 60,000 hrs at L80B10.

Colour and Colour Temperature


CRI 85 - 2700K / CRI 85 - 3000K / CRI 85 - 4000K

Control

ON-OFF / DALI / PUSH / 1-10V

Body finish

● ● ● ○ ○ ● ● ●




Three functions in one_

The particular LED position allows customization of the light emission. The internal tilting element can adjust the light

output balancing the ratio between up light and down light, ultimately achieving only direct or indirect light.

TOB WIDE



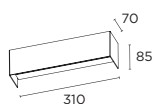
TOB WIDE_wall

Product configurator

339

Code **Version** **Source** **Finish** **CRI - CCT***

** For the version CRI 85 - 3000K it is not necessary to fill in the field.*



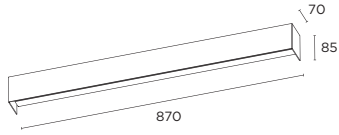
TOB WIDE 310

Code	Version	Kg	Control	Finish	CRI - CCT			
339	65	14W - Dir/Ind	1,40	50	ON-OFF	1M ● brick red	/8527	85 - 2700K
				61	1-10V	20 ● spring green	-	85 - 3000K
				65	DALI	33 ● corn yellow	/8540	85 - 4000K
				68	PUSH	42 ○ matt white		
						47 ○ parget white		
						52 ● matt black		
						85 ● corten		
						92 ● concrete grey		



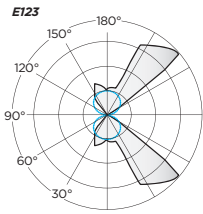
TOB WIDE 590

Code	Version	Kg	Control	Finish	CRI - CCT			
339	66	28W - Dir/Ind	2,30	50	ON-OFF	1M ● brick red	/8527	85 - 2700K
				61	1-10V	20 ● spring green	-	85 - 3000K
				65	DALI	33 ● corn yellow	/8540	85 - 4000K
				68	PUSH	42 ○ matt white		
						47 ○ parget white		
						52 ● matt black		
						85 ● corten		
						92 ● concrete grey		



TOB 870

Code	Version		Kg	Control	Finish	CRI - CCT
339	67	42W - Dir/Ind	3,15	50 ON-OFF	1M ● brick red	/8527 85 - 2700K
				61 1-10V	20 ● spring green	- 85 - 3000K
				65 DALI	33 ● corn yellow	/8530 85 - 4000K
				69 PUSH	42 ○ matt white	
					47 ○ parget white	
					52 ● matt black	
					85 ● corten	
					92 ● concrete grey	



TOB WIDE

Power	Source consumption	CRI - CCT	N. output	Delivered output	Efficacy
14W	11,7W	85 - 2700K	1470 lm	E123 953 lm	81 lm/W
	13,3W	85 - 3000K	1630 lm	E123 1057 lm	79 lm/W
	11,7W	85 - 4000K	1625 lm	E123 1054 lm	90 lm/W
28W	23,4W	85 - 2700K	2940 lm	E123 1905 lm	81 lm/W
	26,6W	85 - 3000K	3260 lm	E123 2112 lm	79 lm/W
	23,4W	85 - 4000K	3250 lm	E123 2105 lm	90 lm/W
42W	35,1W	85 - 2700K	4410 lm	E123 2885 lm	82 lm/W
	39,9W	85 - 3000K	4890 lm	E123 3199 lm	80 lm/W
	35,1W	85 - 4000K	4875 lm	E123 3189 lm	91 lm/W



LED RUNNER
280



LED RUNNER TRIMLESS
284



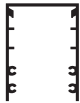
spot
288



spot plus
290



unit LED
292



BRIDGE
294



unit LED
300



TRACK 48-EVO
302



TRACK 48
308



TRACK 48 TRIMLESS
312



R2 48
314



spot 48
320



giotto 48
330



giotto 48
331



jam 48
332



jam 48
333



pinko 48
334



tube 48
336



pluriel 48
338



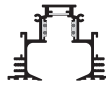
go! 48
340




willy 48
342



zik
344



TRACK 48-RT
348




spot 48-RT
352




giotto 48-RT
362



jam 48-RT
364




pinko 48-RT
366



tube 48-RT
367



pluriel 48-RT
368



go! 48-RT
370



willy 48-RT
372



UNITRACK
374

LED RUNNER

LED RUNNER_ systems



LED RUNNER

Available in Trim and Trimless versions_ system as ceiling, suspension or recessed_

The LED Runner system is made in extruded aluminum and available in Trim and Trimless versions, both profiles are in anodized grey or in matt white or matt black varnish.

They are available in two different lengths and they can be easily joined by the specific brackets to create any form of system as ceiling, suspension or recessed application.

In the Runner it is possible to install a wide range of LED products. The basic segments of LED RUNNER system can be cut at the desired length directly in our factory.



Mechanic Joint

The basic segment of the LED Runner system can be mechanically joined together by a galvanized iron plate to be ordered as an accessory



Bottom Cover

The basic segment of the LED Runner system can be closed in the lower part through an aluminum cover or opal/micropismatic diffusers to be ordered separately.




Installation Led Lighting Units

The LED lighting segments can be installed anywhere on the aluminum profile, far from one another, or in a continuous line.




Electrical Cables Supports

The basic segments of the LED Runner system have some springs, that help to support the electrical cables inside the profile base. These supports help assemble the various light units upon installation.



Applications

The LED Runner system can be installed as Ceiling, Suspension and Recessed through the accessory brackets. The LED Runner system (Trimless version) can be installed as suspension through the appropriate steel cables provided as accessory. The units of the LED Runner system and the "L" connector (Trimless version) can be installed directly to the ceiling by a bracket to be ordered as an accessory.



Recessed Installation

The false ceiling must be cut at the measure indicated on the assembling instructions, inserting the accessory brackets for the installation of the aluminum profile. For the Trimless version the false ceiling must be flattened later on for a perfect installation.



Wall To Wall Installation

The LED Runner system (Trimless version) can be installed Wall to Wall through the appropriate "L" brackets provide as accessory, they permit to support the profile without any suspension cables. This application permits to install profile with length up to 6m (White or Black) and up to 4,50m (Grey). The LED Runner system (Trimless version) can be installed Wall to Ceiling through the appropriate "L" brackets provide as accessory and suspension cables.

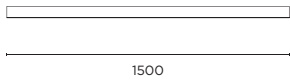
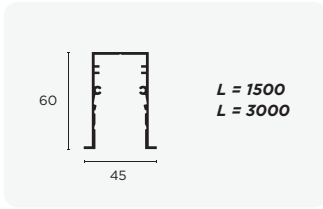


Diffusers

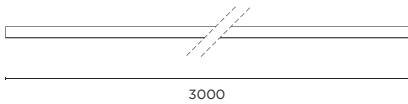
In the Trim version of the LED Runner system, the opal/micropismatic diffusers can be also installed 1 cm inward.

LED RUNNER TRIM

LED RUNNER TRIM_ systems



1500



3000

Product configurator

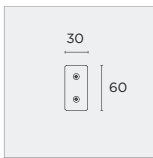
709 90 00

Code Finish Lenght

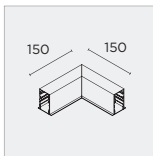
LED RUNNER TRIM

Code	Finish	Lenght		Kg
709 90 00	42 ○ matt white	/150	1500	1,30
	52 ● matt black	/300	3000	2,50
	80 ● anodized grey			

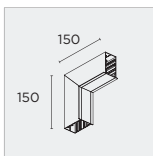
connectors_



Straight connector.



"L" connector HORIZONTAL



"L" connector VERTICAL



Straight connector

Code

708 90 21

Connector horizontal

Code Finish

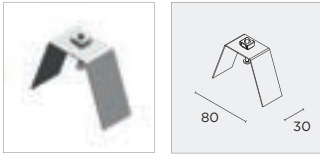
709 90 07 42 ○ matt white
52 ● matt black
80 ● anodized grey

Connector vertical

Code Finish

709 90 22 42 ○ matt white
52 ● matt black
80 ● anodized grey

mounting systems_



Recessed bracket.
Maximum distance between the brackets 2,5 m.

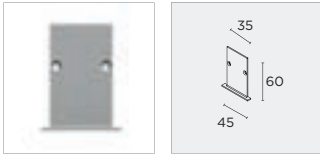


Recessed bracket

Code

709 90 05

accessories_



End cap side.



End cap side

Code Finish

709 90 08 42 ○ matt white
52 ● matt black
80 ● anodized grey



Bottom cover.



Cover

Code Finish Lenght

9G0 13 42 ○ matt white /150 1500
52 ● matt black /300 3000
80 ● anodized grey



Diffusers.



Diffuser

Code Finish Lenght

9G0 11 opal /150 1500
12 microprismatic /300 3000

through-wiring_



Through-wiring with fast-on holder.

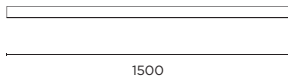
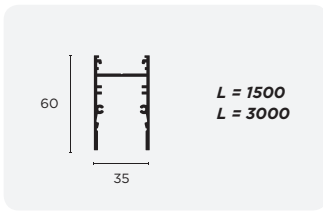
Wiring

Code Lenght

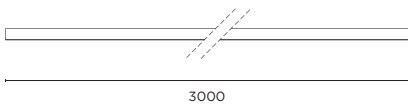
702 90 (6x1,5 mm²)
09 300
10 900
11 1500
12 3000
13 5000
14 10000

LED RUNNER TRIMLESS

LED RUNNER TRIMLESS_systems



1500



3000

Product configurator

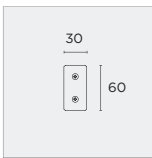
708 90 00

Code Finish Length

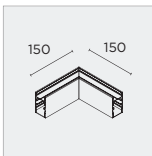
LED RUNNER TRIMLESS

Code	Finish	Length			
708 90 00	42 ○	matt white	/150	1500	1,35
	52 ●	matt black	/300	3000	2,60
	80 ●	anodized grey			

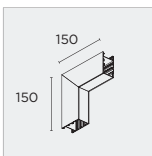
connectors_



Straight connector.



"L" connector HORIZONTAL



"L" connector VERTICAL



Straight connector

Code

708 90 21

Connector horizontal

Code Finish

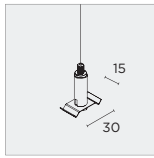
708 90 07 42 ○ matt white
52 ● matt black
80 ● anodized grey

Connector vertical

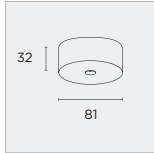
Code Finish

708 90 22 42 ○ matt white
52 ● matt black
80 ● anodized grey

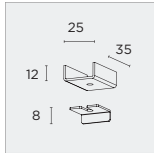

mounting systems_



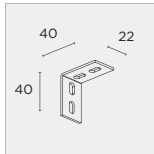
Steel cable
Maximum distance between the
steel cables 2,5 m.



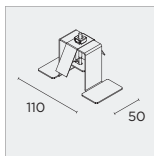
Ceiling canopy.



Ceiling-Wall
bracket.



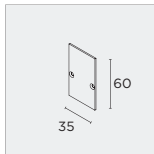
Brackets for wall installation.
With this accessory there is no need
to order the end cap.



Recessed bracket.
Maximum distance between the
brackets 2,5 m.



accessories_



End cap side.



Bottom cover.



Diffusers.



Wire

Code	Lenght
708 90 15	5000

Canopy

Code	Finish
9R0 00 02	42 ○ matt white
	52 ● matt black
	91 ● anodized grey

Ceiling-Wall bracket

Code
708 90 23

Brackets

Code
708 90 19

Recessed bracket

Code
708 90 05

End cap side

Code	Finish
708 90 08	42 ○ matt white
	52 ● matt black
	80 ● anodized grey

Cover

Code	Finish	Lenght
9G0 13	42 ○ matt white	/150 1500
	52 ● matt black	/300 3000
	80 ● anodized grey	

Diffuser

Code	Finish	Lenght
9G0	11 opal	/150 1500
	12 microprismatic	/300 3000

through-wiring_



Through-wiring with fast-on holder.

Cables

Code		Lenght
702 90	(6x1,5 mm ²)	09 300
		10 900
		11 1500
		12 3000
		13 5000
		14 10000



Feeder cable

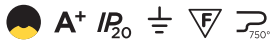
Cables

Code		Lenght
702 90	16 (3x0,75 mm ²)	5000
	17 (7x1,50 mm ²)	5000



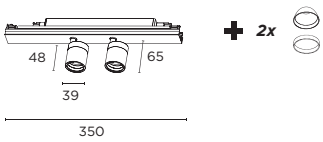
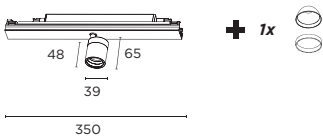


LED RUNNER SPOT



Segment with 1 or 2 adjustable LED spots for LED Runner system. The spots can be adjusted 90° vertically and 350° horizontally. Each spot has to be completed with decorative ring with included optics. Lumen maintenance of 100.000 hrs at L80B10.

LED RUNNER SPOT_ systems



Product configurator

353 + Ring - Optic

Code Version Control Finish CRI - CCT*

* For the version CRI 85 - 3000K it is not necessary to fill in the field.

LED RUNNER SPOT

Code	Version	Kg	Control	Finish	CRI - CCT	
353	70	1x9W 0,40	50 ON/OFF	42 ○ matt white	- 85 - 3000K	
	71	2x9W 0,52	61	1-10V	52 ● matt black	/9527 95 - 2700K
			65	DALI	80 ● anodized grey*	/9530 95 - 3000K
			69	PUSH	/9540 95 - 4000K	

* Spot black.

+

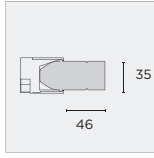


Optics with rings

Ring - Optic

Code	Ring finish	Optics
353 90 50	1M ● brick red	/M Medium 21°
	10 ● lacquered red	/L Large 30°
	17 ● matt orange	/W Wide 59°
	20 ● spring green	
	33 ● corn yellow	
	42 ○ matt white	
	52 ● matt black	
	64 ● baby blue	
	92 ● concrete grey	

LED RUNNER SPOT_ accessories



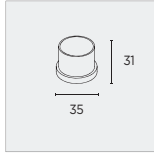
With the Narrow optic it is possible to obtain a 10° narrow beam.

Optic assembly and its coloured ring should not be ordered with this accessory.

Narrow optic

Code

9Q 317 52

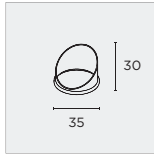


Thanks to this accessory it is possible to obtain a narrow and sharp beam, with a strong contrast between the illuminated and unlit area.

Cut-Off

Code

9G 049

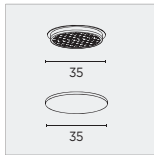


Thanks to this accessory it is possible to obtain an asymmetrically narrower and sharper beam with a greater contrast between the illuminated and non-illuminated area.

Visor

Code

9G 048

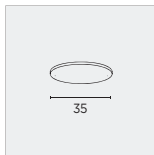


The honeycomb grid is an accessory used for the anti-glare effect. It reduces the luminous flux by 20%.

Honeycomb louvre

Code

9G 023



The satin diffuser increases the diffusion of the luminous flux by widening and softening the beam of light.

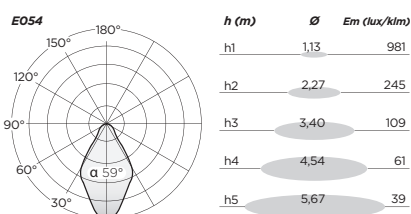
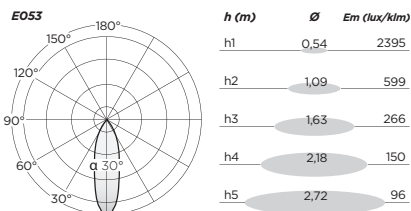
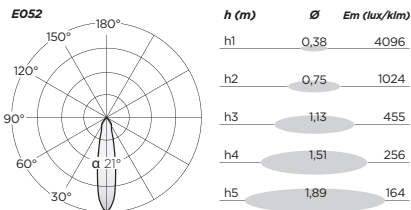
Satin diffuser

Code

9G 024

IP₄₀ \curvearrowright 750°

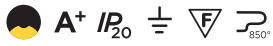
IP₄₀ \curvearrowright 750°



LED RUNNER SPOT

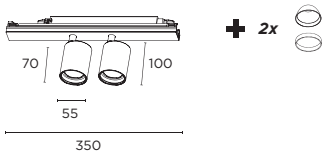
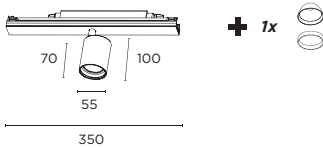
Power	Source consumption	CRI - CCT	Nominal	Optics	Deliv. output	Efficacy
9W	8,7 W	85 - 3000K	1300 lm	Medium 21°	E052 982 lm	113 lm/W
				Large 30°	E053 977 lm	112 lm/W
				Wide 59°	E054 846 lm	97 lm/W
				Medium 21°	E052 793 lm	91 lm/W
				Large 30°	E053 789 lm	91 lm/W
				Wide 59°	E054 683 lm	79 lm/W
				Medium 21°	E052 831 lm	96 lm/W
				Large 30°	E053 826 lm	95 lm/W
				Wide 59°	E054 716 lm	82 lm/W
95 - 2700K	1050 lm	1050 lm	Medium 21°	E052 793 lm	91 lm/W	
			Large 30°	E053 789 lm	91 lm/W	
			Wide 59°	E054 683 lm	79 lm/W	
95 - 3000K	1100 lm	1100 lm	Medium 21°	E052 831 lm	96 lm/W	
			Large 30°	E053 826 lm	95 lm/W	
			Wide 59°	E054 716 lm	82 lm/W	
95 - 4000K	1120 lm	1120 lm	Medium 21°	E052 846 lm	97 lm/W	
			Large 30°	E053 841 lm	97 lm/W	
			Wide 59°	E054 729 lm	84 lm/W	

LED RUNNER SPOT PLUS



Lighting segment with 1 or 2 adjustable LED spots for LED Runner system. The spots can be adjusted 90° vertically and 350° horizontally. Each spot has to be completed with decorative accessory ring with included optics. Lumen maintenance of 100.000 hrs at L80B10.

LED RUNNER SPOT_ systems



Product configurator

364 + Ring - Optic
Code **Version** **Control** **Finish** **CRI - CCT***

** For the version CRI 85 - 3000K it is not necessary to fill in the field.*

LED RUNNER SPOT PLUS

Code	Version	Kg	Control	Finish	CRI - CCT
364	70	1x13W 0,40	50 ON/OFF	42 ○ matt white	- 85 - 3000K
	71	2x13W 0,52	61 1-10V	52 ● matt black	/9527 95 - 2700K
			65 DALI	80 ● anodized grey*	/9530 95 - 3000K
			69 PUSH	/9540 95 - 4000K	

** Spot black.*

+

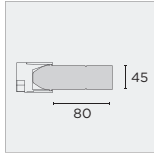


Optics with rings

Ring - Optic

Code	Ring finish	Optics
610 90 50	10 ● lacquered red	/S Spot 21°
	17 ● matt orange	/M Medium 28°
	20 ● spring green	/L Large 38°
	33 ● corn yellow	
	42 ○ matt white	
	52 ● matt black	
	92 ● concrete grey	

LED RUNNER SPOT PLUS accessories



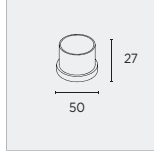
With the Narrow optic it is possible to obtain a 10° narrow beam.

Optic assembly and its coloured ring should not be ordered with this accessory.

Narrow optic

Code

9G 312 52

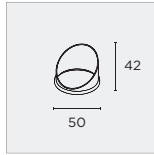


Thanks to this accessory it is possible to obtain a narrow and sharp beam, with a strong contrast between the illuminated and unlit area.

Cut-Off

Code

9G 040

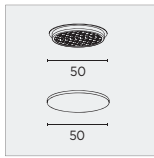


Thanks to this accessory it is possible to obtain an asymmetrically narrower and sharper beam with a greater contrast between the illuminated and non-illuminated area.

Visor

Code

9G 039

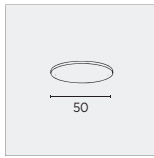


The honeycomb grid is an accessory used for the anti-glare effect. It reduces the luminous flux by 20%.

Honeycomb louvre

Code

9G 025

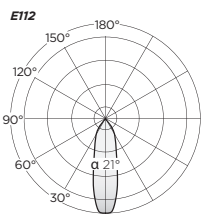


The satin diffuser increases the diffusion of the luminous flux by widening and softening the beam of light.

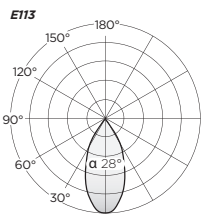
Satin diffuser

Code

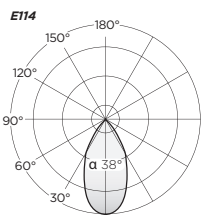
9G 026



h (m)	Ø	Em (lux/klm)
h1	0,52	2467
h2	1,04	617
h3	1,57	274
h4	2,09	154
h5	2,61	99



h (m)	Ø	Em (lux/klm)
h1	0,87	1490
h2	1,74	372
h3	2,61	166
h4	3,48	93
h5	4,35	60



h (m)	Ø	Em (lux/klm)
h1	1,00	1310
h2	2,00	327
h3	3,01	146
h4	4,01	82
h5	5,01	52

LED RUNNER SPOT PLUS

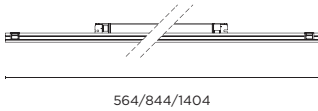
Power	Source consumption	CRI - CCT	Nominal	Optics	Deliv. output	Efficacy		
13W	12,1W	85 - 3000K	1679 lm	Spot 21°	E112 1484 lm	123 lm/W		
				Medium 28°	E113 1487 lm	123 lm/W		
				Large 38°	E114 1491 lm	123 lm/W		
				95 - 2700K	1294 lm	Spot 21°	E112 1144 lm	95 lm/W
						Medium 28°	E113 1146 lm	95 lm/W
						Large 38°	E114 1149 lm	95 lm/W
95 - 3000K	1361 lm	85 - 3000K	1638 lm	Spot 21°	E112 1202 lm	99 lm/W		
				Medium 28°	E113 1205 lm	100 lm/W		
				Large 38°	E114 1208 lm	100 lm/W		
95 - 4000K	1638 lm	85 - 3000K	1638 lm	Spot 21°	E112 1447 lm	120 lm/W		
				Medium 28°	E113 1450 lm	120 lm/W		
				Large 38°	E114 1459 lm	120 lm/W		

LED RUNNER UNIT LED



Lighting segment for LED Runner system with LED sources to be easily installed with snap on system. Opal or microprismatic polycarbonate diffuser to be ordered separately. Lumen maintenance of 60.000 hrs at L80B10.

LED RUNNER UNIT LED_ systems



Product configurator

708 00 + Diffuser

Code Length Control Finish CRI - CCT*

* For the version CRI 85 - 3000K it is not necessary to fill in the field.

LED RUNNER UNIT LED ON/OFF

A⁺⁺

Code	Length		Kg	Control	Finish	CRI - CCT
708	71	564	13W	0,26	50 ON/OFF	00 aluminum /8527 85 - 2700K
	72	844	19W	0,45		- 85 - 3000K
	74	1404	32W	0,62		/8540 85 - 4000K

LED RUNNER UNIT LED Dimmable

A⁺

Code	Length		Kg	Control	Finish	CRI - CCT
708	71	564	28W	0,26	61 1-10V	00 aluminum /8527 85 - 2700K
	72	844	42W	0,45	65 DALI	- 85 - 3000K
	74	1404	70W	0,62	69 PUSH	/8540 85 - 4000K

+

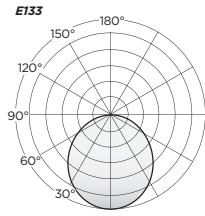
Diffuser

Code	Finish	Length
9G0	11 opal	/150 1500
	12 microprismatic	/300 3000




Diffuser opal - microprismatic

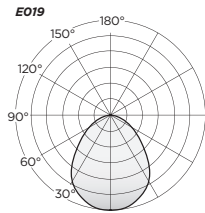
IP₄₀ 650°



<i>h (m)</i>	<i>Ø</i>	<i>Em (lux/klm)</i>
h1	2,77	364
h2	5,53	91
h3	8,30	40
h4	11,07	23
h5	13,83	15


LED RUNNER Diffuser microprismatic

Power	Source consumption	CRI - CCT	Nominal		Deliv. output	Efficacy
13W	10,4W	85 - 2700K	1540 lm	E133	963 lm	93 lm/W
	12,2W	85 - 3000K	1740 lm	E133	1088 lm	89 lm/W
	10,4W	85 - 4000K	1700 lm	E133	1063 lm	102 lm/W
19W	15,6W	85 - 2700K	2310 lm	E133	1574 lm	101 lm/W
	18,3W	85 - 3000K	2610 lm	E133	1779 lm	97 lm/W
	15,6W	85 - 4000K	2550 lm	E133	1738 lm	111 lm/W
32W	26W	85 - 2700K	3850 lm	E133	2373 lm	91 lm/W
	30,5W	85 - 3000K	4350 lm	E133	2681 lm	88 lm/W
	26W	85 - 4000K	4250 lm	E133	2619 lm	101 lm/W



<i>h (m)</i>	<i>Ø</i>	<i>Em (lux/klm)</i>
h1	2,10	448
h2	4,20	112
h3	6,30	50
h4	8,40	28
h5	10,50	18

LED RUNNER Diffuser opal

Power	Source consumption	CRI - CCT	Nominal		Deliv. output	Efficacy
13W	10,4W	85 - 2700K	1540 lm	E019	827 lm	79 lm/W
	12,2W	85 - 3000K	1740 lm	E019	934 lm	77 lm/W
	10,4W	85 - 4000K	1700 lm	E019	912 lm	88 lm/W
19W	15,6W	85 - 2700K	2310 lm	E019	1351 lm	87 lm/W
	18,3W	85 - 3000K	2610 lm	E019	1527 lm	83 lm/W
	15,6W	85 - 4000K	2550 lm	E019	1492 lm	96 lm/W
32W	26W	85 - 2700K	3850 lm	E019	2049 lm	79 lm/W
	30,5W	85 - 3000K	4350 lm	E019	2315 lm	76 lm/W
	26W	85 - 4000K	4250 lm	E019	2261 lm	87 lm/W

BRIDGE

BRIDGE_systems



Roshen chocolate factory - Kiev | Ukraine
Project: Cyrill Matlsh - Lighting designer: MAASS

BRIDGE

*it is available in 2 different lengths_
for ceiling, suspension or recessed application_*

The Bridge system is made in extruded aluminum, anodized grey or in glossy white or matt black varnish. It is available in 2 different

lengths and it can be easily assembled to create any system shape as ceiling, suspension or recessed application. Inside it is possible to

install a wide range of available products. The basic segments of our Bridge system can be cut at the desired length directly in our factory.



Mechanic Joint

The basic segment of the Bridge system can be mechanically joined together by a galvanized iron plate to be ordered as an accessory



Bottom Cover

The basic segment of the Bridge system can be closed in the lower part through an aluminum cover or opal/microprismatic diffusers to be ordered separately.




Installation Light Units LED

The LED lighting units can be installed anywhere on the aluminum profile, far from one another or in a continuous line.



Electrical Cables Supports

The basic segments of the Bridge system have some plastic supports, that help to support the electrical cables (provided separately) inside the profile base. These supports help assemble the various light units upon installation.



Applications

The Bridge system can be installed as Ceiling, Suspension and Downlight application through the accessory bracket. The Bridge system can be installed as suspension through the appropriate steel cables provided as accessory. The units of the Bridge system and the "L" connector can be installed directly to the ceiling, drilling the profile. The false ceiling must be cut at the measure indicated on the assembling instructions, inserting the accessory brackets for the installation of the alluminum profile. The false ceiling must be flattened later on for a perfect installation.



Wall to Wall Installation

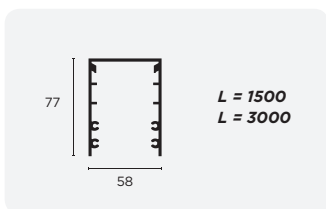
The Bridge system can be installed Wall to Wall through the appropriate "L" staffs provide as accessory, they permit to support the profile without any suspension cables. This application permits to install profile with length up to 6m (White or Black) and up to 4,50m (Grey). The Bridge system can be installed Wall to Ceiling through the appropriate "L" staffs and suspension cables provide as accessories.



Mounting Unitrack

The Unitrack Track can be installed inside our Bridge profile through a couple of brackets indicated here above.

BRIDGE



BRIDGE_systems



1500



3000

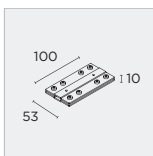
Product configurator

702 90 00

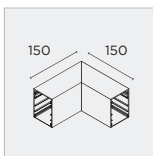
Code Finish Length

BRIDGE					
Code	Finish	Length			
702 90 00	40	○ glossy white	/150	1500	2,20
	52	● matt black	/300	3000	4,40
	80	● anodized grey			

connectors_



Straight connector.



"L" connector.



Straight connector

Code

702 90 21

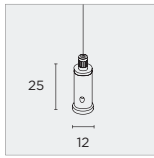
Connector

Code

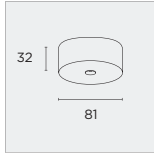
Finish

- 702 90 07 40 ○ glossy white
- 52 ● matt black
- 80 ● anodized grey

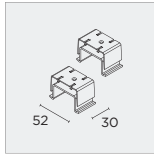
mounting systems_



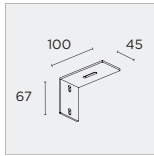
Steel cable
Maximum distance between
the steel cables 2,5m



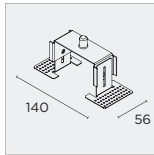
Ceiling canopy.



Couple of brackets
for Unitrack



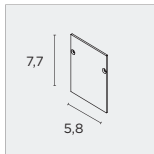
Brackets for wall installation.
With this accessory there is no need
to order the end cap.



Recessed bracket.
Maximum distance between the
brackets 2,5 m.



accessories_



End cap side.



Bottom cover.



Diffusers.



Wire

Code	Lenght
702 90 15	5000

Canopy

Code	Finish
9R0 00 02	40 ○ glossy white
	52 ● matt black
	91 ● anodized grey

Brackets

Code
702 90 06

Brackets

Code
702 90 19

Recessed bracket

Code
702 90 05 00

End cap side

Code	Finish
702 90 08	40 ○ glossy white
	52 ● matt black
	80 ● anodized grey

Cover

Code	Finish	Lenght
9G0 07	40 ○ glossy white	/150 1500
	52 ● matt black	/300 3000
	80 ● anodized grey	

Diffuser

Code	Finish	Lenght
9G0	08 opal	/150 1500
	04 microprismatic	/300 3000

BRIDGE

BRIDGE_systems



Through-wiring with fast-on holder.

Cables

Code		Lenght
702 90	(6x1,5 mm ²)	09 300
		10 900
		11 1500
		12 3000
		13 5000
		14 10000



Feeder cable

Cables

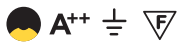
Code		Lenght
702 90	16 (3x0,75 mm ²)	5000
	17 (7x1,50 mm ²)	5000



NINO Restaurant - Kuwait City | Kuwait
Project: ARCHJUS, Jassim Alshehab Architects



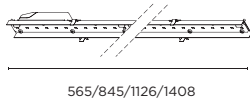
BRIDGE UNIT LED



Lighting segment for Bridge system with LED sources to be easily installed with snap on system. Opal or microprismatic polycarbonate diffuser to be ordered separately. Lumen maintenance of 50.000 hrs at L80B10.



BRIDGE UNIT LED_ systems



Product configurator

700 00 + Diffuser

Code **Lenght** **Control** **Finish** **CRI - CCT***

* For the version CRI 85 - 3000K it is not necessary to fill in the field.

BRIDGE UNIT LED

Code	Lenght		Kg	Control	Finish	CRI - CCT
700	70	565	13W	0,50	50 ON/OFF	00 aluminum /8527 85 - 2700K
	71	845	19W	0,71	61 1-10V	- 85 - 3000K
	72	1126	25W	0,76	65 DALI	/8540 85 - 4000K
	73	1408	31W	1,30	69 PUSH	

+

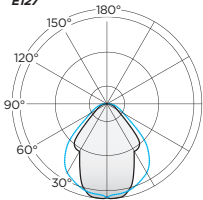
Diffuser

Code	Finish	Lenght
9G0	08 opal	/150 1500
	04 microprismatic	/300 3000




Diffuser opal o microprismatic

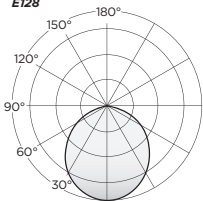


E127

<i>h</i> (m)	\varnothing	<i>Em</i> (lux/klm)
h1	1,73	534
h2	3,47	133
h3	5,20	59
h4	6,94	33
h5	8,67	21

BRIDGE UNIT LED Diffuser microprismatic

Power	Source consumption	CRI - CCT	Nominal		Deliv. output	Efficacy
13W	13,4W	85 - 2700K	1710 lm	E127	1318 lm	98 lm/W
		85 - 3000K	1780 lm	E127	1372 lm	102 lm/W
		85 - 4000K	1900 lm	E127	1464 lm	109 lm/W
19W	20,1W	85 - 2700K	2565 lm	E127	1979 lm	98 lm/W
		85 - 3000K	2670 lm	E127	2060 lm	102 lm/W
		85 - 4000K	2850 lm	E127	2199 lm	109 lm/W
25W	26,8W	85 - 2700K	3420 lm	E127	2637 lm	98 lm/W
		85 - 3000K	3560 lm	E127	2745 lm	102 lm/W
		85 - 4000K	3800 lm	E127	2930 lm	109 lm/W
31W	33,5W	85 - 2700K	4275 lm	E127	3297 lm	98 lm/W
		85 - 3000K	4450 lm	E127	3432 lm	102 lm/W
		85 - 4000K	4750 lm	E127	3663 lm	109 lm/W

E128

<i>h</i> (m)	\varnothing	<i>Em</i> (lux/klm)
h1	2,65	373
h2	5,30	93
h3	7,95	41
h4	10,61	23
h5	13,26	15

BRIDGE UNIT LED Diffuser opal

Power	Source consumption	CRI - CCT	Nominal		Deliv. output	Efficacy
13W	13,4W	85 - 2700K	1710 lm	E128	1148 lm	86 lm/W
		85 - 3000K	1780 lm	E128	1195 lm	89 lm/W
		85 - 4000K	1900 lm	E128	1275 lm	95 lm/W
19W	20,1W	85 - 2700K	2565 lm	E128	1740 lm	87 lm/W
		85 - 3000K	2670 lm	E128	1811 lm	90 lm/W
		85 - 4000K	2850 lm	E128	1933 lm	96 lm/W
25W	26,8W	85 - 2700K	3420 lm	E128	2331 lm	87 lm/W
		85 - 3000K	3560 lm	E128	2427 lm	91 lm/W
		85 - 4000K	3800 lm	E128	2590 lm	97 lm/W
31W	33,5W	85 - 2700K	4275 lm	E128	2914 lm	87 lm/W
		85 - 3000K	4450 lm	E128	3034 lm	91 lm/W
		85 - 4000K	4750 lm	E128	3238 lm	97 lm/W

NEW

TRACK 48-EVO

TRACK 48-EVO_ systems



Offices - Castiglione Fiorentino (Arezzo) | Italy
Project and Lighting design: Nano studio

TRACK 48-EVO

the Track is fitted with two isolated conductors_

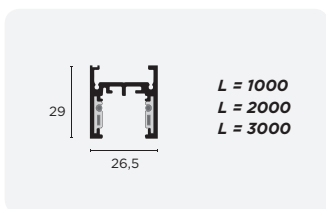
Suspended, ceiling or wall mounted 48VDC low voltage Track made from extruded aluminium. Track adaptors click in via a mechanical mechanism and can be removed from the Track by the me-

chanical grip, using the screw. Available in 1000mm, 2000mm and 3000mm length. Powder coated finishes include black and white. The Track is fitted with two isolated conductors for both pow-

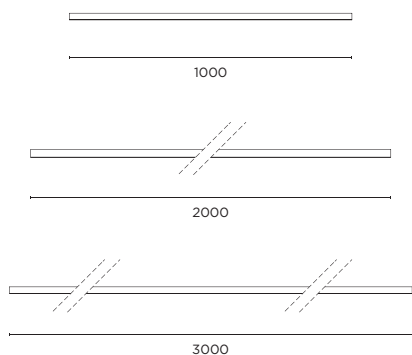
er supply and dimming. Remote 48VDC power supply for ON/OFF or DALI/PUSH dimming to be ordered separately. This profile is suitable for the use with Track 48 luminaries.

Spot	Pendant	Celling
<p>R2 48 12W - source consumption 13,5W 18W - source consumption 20W 25W - source consumption 28W</p> <p>Spot micro 48 2x4,5W - source consumption 10,5W</p> <p>Spot 48 1x6W - source consumption 7,5W 2x6W - source consumption 15W</p> <p>Spot plus 48 1x13W - source consumption 13W 2x13W - source consumption 26W</p>	<p>Giotto 48 6W - source consumption 7,5W</p> <p>GO! 48 6W - source consumption 7,5W</p> <p>Jam 48 6W - source consumption 7,5W</p> <p>Pinko 48 6W - source consumption 7,5W</p> <p>Tube 48 3,5W - source consumption 4,5W</p> <p>Pluriel 48 3,5W - source consumption 4,5W</p> <p>Willy 48 6W - source consumption 7,5W</p>	<p>Giotto 48 6W - source consumption 7,5W</p> <p>Jam 48 6W - source consumption 7,5W</p> <p>Zik 48 7/12/16W</p>

TRACK 48-EVO NEW



TRACK 48-EVO_ systems



Product configurator

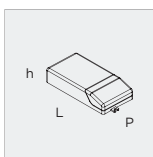
712 90

Code **Lenght** **Finish**

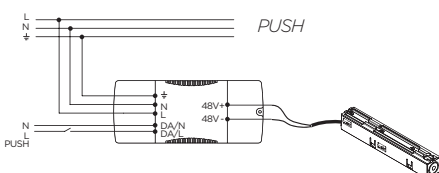
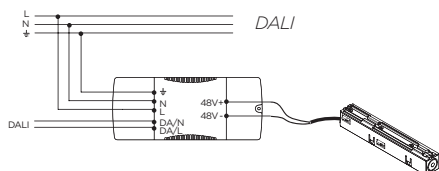
TRACK 48-EVO

Code	Lenght	Kg	Finish
712 90	01 1000	0,70	40 ○ white
	02 2000	1,40	50 ● black
	03 3000	2,10	

drivers_



Remote driver 48V. **Maximum length from power supply to the last converter L = 30m.**

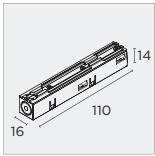


Drivers ON/OFF

Code	LxPxh	Power	Voltage	Frequency
9D 48V 030 AL	125x38x23	max 30W	220/240V	0/50/60Hz
9D 48V 070 TC	225x60x36	max 70W	220/240V	50/60Hz
9D 48V 075 AL	280x41x29	max 75W	220/240V	0/50/60Hz
9D 48V 075 TR	235x100x31	max 75W	220/240V	0/50/60Hz
9D 48V 150 TC	240x60x49	max 150W	220/240V	50/60Hz
9D 48V 150 TR	235x100x31	max 150W	220/240V	0/50/60Hz
9D 48V 150 AL	280x41x29	max 150W	220/240V	0/50/60Hz

Drivers DALI/PUSH

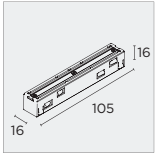
Code	LxPxh	Power	Voltage	Frequency
9D 48V 075 DD TR	235x100x31	max 70W	220/240V	0/50/60Hz
9D 48V 150 DD TR	235x100x31	max 150W	220/240V	0/50/60Hz



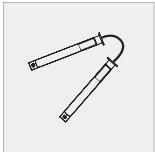
Feeder



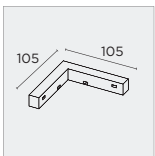
connectors_



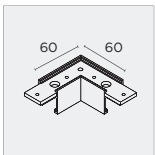
Concealed connector without feeder.



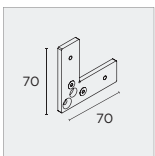
Flexible connector.



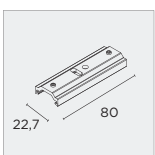
Electrical connector 90°.



"L" connector.



"L" straight connector.



Mechanical coupler.



Feeder

Code	Finish
712 90 04	40 <input type="radio"/> white
	50 <input checked="" type="radio"/> black

Linear connector

Code	Finish
712 90 08	40 <input type="radio"/> white
	50 <input checked="" type="radio"/> black

Flexible connector

Code	Finish
712 90 11	40 <input type="radio"/> white
	50 <input checked="" type="radio"/> black

Connector

Code	Finish
712 90 09	40 <input type="radio"/> white
	50 <input checked="" type="radio"/> black

Connector horizontal

Code	Finish
712 90 25	40 <input type="radio"/> white
	50 <input checked="" type="radio"/> black

Straight

Code
712 90 26 00

Mechanical coupler

Code
712 90 17 00

TRACK 48-EVO_ accessories

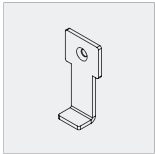
mounting systems_



Ceiling bracket.



Wire hanger.
Lenght Cables max 2m.



Brackets for wall installation.

TRACK 48-EVO_ systems

Bracket

Code

712 90 07 00

Wire

Code

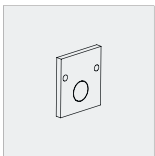
712 90 16 00

Brackets

Code

711 90 10 00

accessories_



End cap side.



Bottom cover.
Lenght 1m.



End cap side

Code

Finish


712 90 06 40 ○ white
50 ● black

Cover

Code

Finish

711 90 23 40 ○ white
50 ● black



*Maven Offices - Belfast | North Ireland
Project: Lloyd Crawford CHROMA - Photo: Catherine and Patricia McGinnis*

TRACK 48

TRACK 48_ systems



Bang & Olufsen - Helsinki | Finland
Project: DECPlight OY - Photo: Joonas Puhakka

TRACK 48

the Track is fitted with four isolated conductors_ suspended, ceiling or wall mounted application _

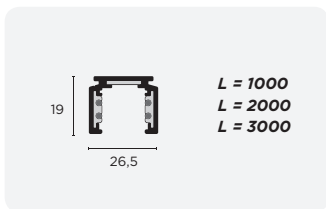
Suspended, ceiling or wall mounted 48V DC low voltage Track made from extruded aluminium. Available in 1000mm, 2000mm and 3000mm length. Powder coated finishes include black and white. The ON / OFF, PUSH and DALI functions

are always guaranteed only by a pair of conductors, thanks to the conveyed wave technology. The other pair of conductors can be used to obtain a possible second lighting (special codes and an additional driver are required). Remote 48V DC

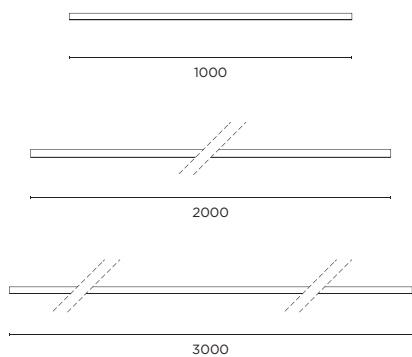
power supply for ON/OFF, DALI or PUSH dimming to be ordered separately. A range of connectors, mounting systems and accessories complete this versatile 48V DC system that supports all the fittings of the Track 48 range.

Spot	Pendant	Ceiling
<p>R2 48 12W - source consumption 13,5W 18W - source consumption 20W 25W - source consumption 28W</p> <p>Spot micro 48 2x4,5W - source consumption 10,5W</p> <p>Spot 48 1x6W - source consumption 7,5W 2x6W - source consumption 15W</p> <p>Spot plus 48 1x13W - source consumption 13W 2x13W - source consumption 26W</p>	<p>Giotto 48 6W - source consumption 7,5W</p> <p>GO! 48 6W - source consumption 7,5W</p> <p>Jam 48 6W - source consumption 7,5W</p> <p>Pinko 48 6W - source consumption 7,5W</p> <p>Tube 48 3,5W - source consumption 4,5W</p> <p>Pluriel 48 3,5W - source consumption 4,5W</p> <p>Willy 48 6W - source consumption 7,5W</p>	<p>Giotto 48 6W - source consumption 7,5W</p> <p>Jam 48 6W - source consumption 7,5W</p> <p>Zik 48 7/12/16W</p>

TRACK 48



TRACK 48_ systems



Product configurator

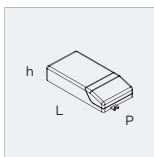
711 90

Code **Lenght** **Finish**

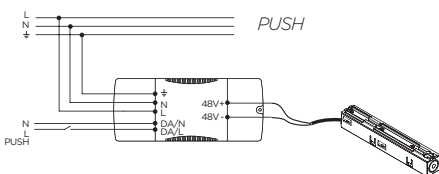
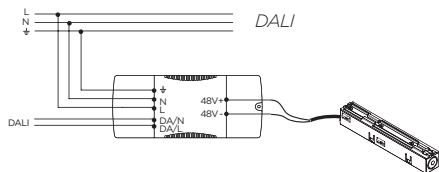
Track 48

Code	Lenght	Kg	Finish
711 90	01 1000	0,70	40 ○ white
	02 2000	1,40	50 ● black
	03 3000	2,10	

drivers_



Remote driver 48V.
Maximum length from power supply to the last converter L = 30m

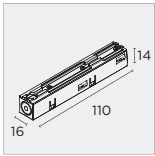


Drivers ON/OFF

Code	LxPxh	Power	Voltage	Frequency
9D 48V 030 AL	125x38x23	max 30W	220/240V	0/50/60Hz
9D 48V 070 TC	225x60x36	max 70W	220/240V	50/60Hz
9D 48V 075 AL	280x41x29	max 75W	220/240V	0/50/60Hz
9D 48V 075 TR	235x100x31	max 75W	220/240V	0/50/60Hz
9D 48V 150 TC	240x60x49	max 150W	220/240V	50/60Hz
9D 48V 150 TR	235x100x31	max 150W	220/240V	0/50/60Hz
9D 48V 150 AL	280x41x29	max 150W	220/240V	0/50/60Hz

Drivers DALI/PUSH

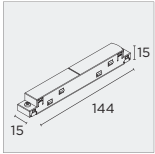
Code	LxPxh	Power	Voltage	Frequency
9D 48V 075 DD TR	235x100x31	max 70W	220/240V	0/50/60Hz
9D 48V 150 DD TR	235x100x31	max 150W	220/240V	0/50/60Hz



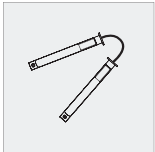
Feeder



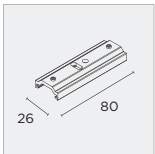
connectors_



Concealed connector without feeder.



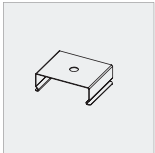
Flexible connector.



Mechanical coupler.



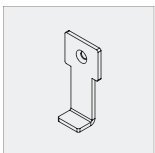
mounting systems_



Ceiling bracket.



Wire hanger.
Lenght Cables max 2m.



Brackets for wall installation.

accessories_



End cap side.



Bottom cover.
Lenght 1m.



Feeder

Code	Finish
711 90 04	40 <input type="radio"/> white
	50 <input checked="" type="radio"/> black

Linear connector

Code	Finish
711 90 08	40 <input type="radio"/> white
	50 <input checked="" type="radio"/> black

Flexible connector

Code	Finish
711 90 11	40 <input type="radio"/> white
	50 <input checked="" type="radio"/> black

Mechanical coupler

Code	Finish
711 90 17	40 <input type="radio"/> white
	50 <input checked="" type="radio"/> black

Bracket

Code
711 90 07 00

Wire

Code
711 90 16 00

Brackets

Code
711 90 10 00

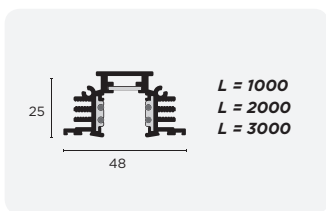
End cap side

Code	Finish
711 90 06	40 <input type="radio"/> white
	50 <input checked="" type="radio"/> black

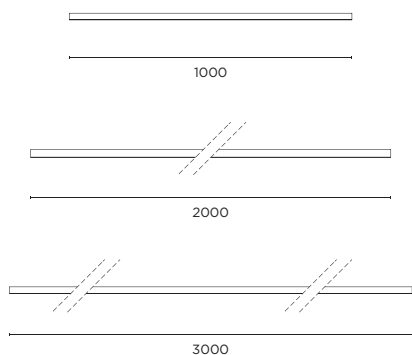
Cover

Code	Finish
711 90 23	40 <input type="radio"/> white
	50 <input checked="" type="radio"/> black

TRACK 48 TRIMLESS



TRACK 48 TRIMLESS_systems



Product configurator

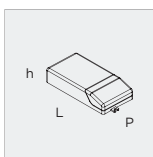
711 80

Code Length Finish

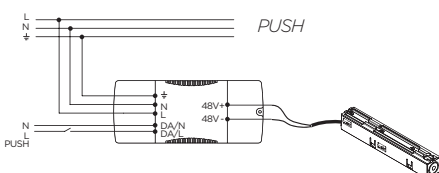
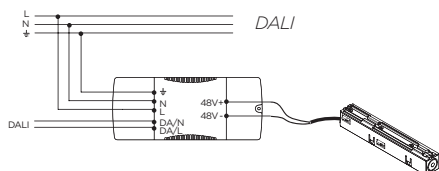
Track 48 TRIMLESS

Code	Length	Kg	Finish
711 80	01 1000	0,70	50 ● black
	02 2000	1,40	
	03 3000	2,10	

drivers_



Remote driver 48V.
Maximum length from power supply to the last converter L = 30m

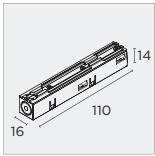


Drivers ON/OFF

Code	LxPxh	Power	Voltage	Frequency
9D 48V 030 AL	125x38x23	max 30W	220/240V	0/50/60Hz
9D 48V 070 TC	225x60x36	max 70W	220/240V	50/60Hz
9D 48V 075 AL	280x41x29	max 75W	220/240V	0/50/60Hz
9D 48V 075 TR	235x100x31	max 75W	220/240V	0/50/60Hz
9D 48V 150 TC	240x60x49	max 150W	220/240V	50/60Hz
9D 48V 150 TR	235x100x31	max 150W	220/240V	0/50/60Hz
9D 48V 150 AL	280x41x29	max 150W	220/240V	0/50/60Hz

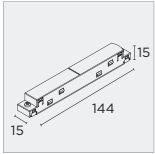
Drivers DALI/PUSH

Code	LxPxh	Power	Voltage	Frequency
9D 48V 075 DD TR	235x100x31	max 70W	220/240V	0/50/60Hz
9D 48V 150 DD TR	235x100x31	max 150W	220/240V	0/50/60Hz

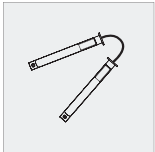


Feeder

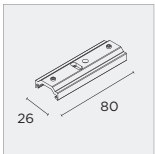
connectors_



Concealed connector without feeder.

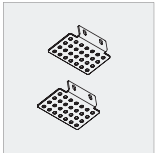


Flexible connector.



Mechanical coupler.

mounting systems_



Couple of brackets for recessed instalation.

accessories_



End cap side.



Bottom cover.
Lenght 1m.

IP₄₀  650°

Feeder

Code	Finish
711 90 04	40 <input type="radio"/> white
	50 <input checked="" type="radio"/> black

Linear connector

Code	Finish
711 90 08	40 <input type="radio"/> white
	50 <input checked="" type="radio"/> black

Flexible connector

Code	Finish
711 90 11	40 <input type="radio"/> white
	50 <input checked="" type="radio"/> black

Mechanical coupler

Code	Finish
711 90 17	40 <input type="radio"/> white
	50 <input checked="" type="radio"/> black

Couple of brackets

Code
711 81 07 00

End cap side

Code	Finish
711 90 06	40 <input type="radio"/> white
	50 <input checked="" type="radio"/> black

Cover

Code	Finish
711 90 23	40 <input type="radio"/> white
	50 <input checked="" type="radio"/> black

NEW

R2 48

R2 48_ systems



R2

unique 3-piece die-cast construction_ design including a passing ventilation chamber_

Innovative 48V LED spotlight design including a passing ventilation chamber that allows for a substantial reduction in operating temperature and therefore a reduction in luminaire size with a lumen output of up to 3565lm (nom.). Unique 3-piece die-cast construction and 48V Track adapter make this a truly discreet approach to Track

lighting. For use with Track 48 and Track 48 EVO (surface, suspended and trimless). Available in nominal 12W (1735lm), 18W (2340lm) and 25W (3565lm) in 2700K, 3000K and 4000K in CRI95 and 3000K in CRI85. Lumen maintenance of 100,000 hrs at L80 B10. The optical assembly for the 12W and 18W version includes a PMMA

lens, available in three beam angles: Spot 12°, Medium 35° and Wide 55°. The 25W version is fitted with a highly efficient aluminium reflector and holder made from ULTEM, a specific plastic material that can withstand high temperatures. Reflector beam angles include Spot 21°, Medium 36° and Wide 56°. An optional coloured ring



design Lorenzo Querci

made from translucent PMMA can be added to the optics assembly. This ring can be fitted in two positions: Completely inside the projector body or half-way outside of the body, so the light catches the translucent coloured ring. Ingress protection of IP20. Class III luminaire fitted with ON/OFF or DALI/PUSH Track adaptor availa-

ble in black and white. This projector offers a unique freedom of combining colours by choosing finish options for the luminaire body, ventilation chamber and arm, Track adaptor and coloured ring. Housing finishes include matt white textured, matt black textured and concrete grey while ventilation chamber and arm finishes include an

additional ocean blue, matt orange and matt green (powder coated). Coloured rings made from PMMA are available in translucent orange, ocean blue, green or antiglare matt black. Other accessories include a honeycomb louvre, satin diffuser and new ZOOM optical accessory, for beam adjustment between 9° and 26°.

R2 48 NEW



R2 48_ systems

Product configurator

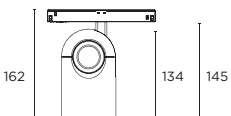
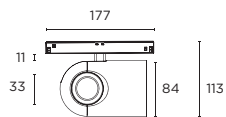
615

Code **Control** **Power** **Body finish** **Hole/arm finish**

+ Optics

Adapter finish **CRI - CCT***

** For the version CRI 85 - 3000K it is not necessary to fill in the field.*



R2 48

Code	Kg	Control	Power	Body finish
615	0,82	T1 ON-OFF	50 12W - tot 13,5W	BT ● black txt
		T5 DALI/PUSH	51 18W - tot 20W	CG ● concrete grey
			52 25W - tot 28W	WT ○ white txt

Hole/arm finish	Adapter finish	CRI - CCT
/17 ● matt orange	/42 ○ matt white	- 85 - 3000K
/22 ● matt green	/52 ● matt black	/9527 95 - 2700K
/6T ● ocean blue		/9530 95 - 3000K
/BT ● black txt		/9540 95 - 4000K
/CG ● concrete grey		
/WT ○ white txt		

+



Optics - PMMA



Optics version R2 12/18W

Code	Version	Optics	
9Q3 20	12/18W	/S	Spot 12°
		/M	Medium 35°
		/W	Wide 55°

/



Optics - Aluminum



Optics version R2 25/31W

Code	Version	Optics	
9Q3 21	25W	/S	Spot 21°
		/M	Medium 36°
		/W	Wide 56°

R2 48_ accessories



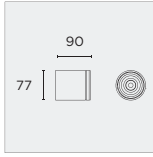
Decorative ring made of
paste painted polycarbonate.
The coloured finishes are
translucent, the black finish
is matte.



Rings

Code	Finish
615 90 00	T0 <input type="radio"/> neutral
	T1 <input type="radio"/> orange
	T2 <input type="radio"/> green
	T6 <input type="radio"/> ocean blue
	52 <input type="radio"/> black

R2 48_ accessories



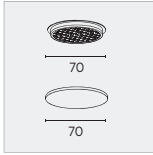
The optical zoom is an accessory with which you can continuously adjust the beam from 9° to 26°.

Optic assembly and its coloured ring should not be ordered with this accessory.

Zoom

Code

9Q 319 52



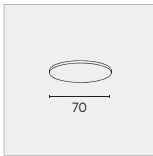
The honeycomb louvre is an accessory used for the anti-glare effect. It reduces the luminous flux by 20%.

The honeycomb louvre needs to be ordered together with the decorative ring.

Honeycomb louvre

Code

9G 037



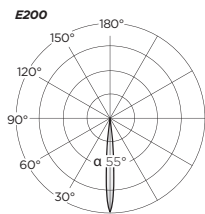
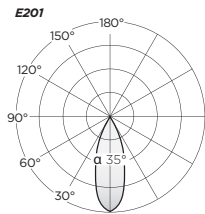
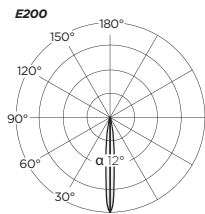
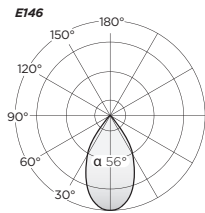
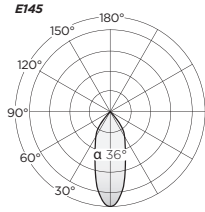
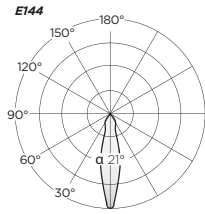
The satin diffuser increases the diffusion of the luminous flux by widening and softening the beam of light. **The diffuser needs to be ordered together with the decorative ring.**

Satin diffuser

Code

9G 038





R2 48

Power	Source consumption	CRI - CCT	Nominal	Optics	Deliv. output	Efficacy					
12W	12,3W	85 - 3000K	1735 lm	Spot 12°	E200 1110 lm	90 lm/W					
				Medium 35°	E201 1319 lm	107 lm/W					
				Wide 55°	E202 1475 lm	120 lm/W					
				95 - 2700K	1335 lm	Spot 12°	E200 854 lm	69 lm/W			
						Medium 35°	E201 1015 lm	82 lm/W			
						Wide 55°	E202 1135 lm	92 lm/W			
				95 - 3000K	1405 lm	Spot 12°	E200 899 lm	73 lm/W			
						Medium 35°	E201 1068 lm	87 lm/W			
						Wide 55°	E202 1194 lm	97 lm/W			
95 - 4000K	1525 lm	Spot 12°	E200 976 lm	79 lm/W							
		Medium 35°	E201 1159 lm	94 lm/W							
		Wide 55°	E202 1296 lm	105 lm/W							
18W	18,1W	85 - 3000K	2340 lm	Spot 12°	E200 1498 lm	83 lm/W					
				Medium 35°	E201 1778 lm	98 lm/W					
				Wide 55°	E202 1989 lm	110 lm/W					
				95 - 2700K	1800 lm	Spot 12°	E200 1152 lm	64 lm/W			
						Medium 35°	E201 1368 lm	76 lm/W			
						Wide 55°	E202 1530 lm	85 lm/W			
				95 - 3000K	1900 lm	Spot 12°	E200 1216 lm	67 lm/W			
						Medium 35°	E201 1444 lm	80 lm/W			
						Wide 55°	E202 1615 lm	89 lm/W			
			95 - 4000K	2055 lm	Spot 12°	E200 1315 lm	73 lm/W				
					Medium 35°	E201 1562 lm	86 lm/W				
					Wide 55°	E202 1747 lm	97 lm/W				
			25W	24,6W	85 - 3000K	3743 lm	Spot 21°	E144 2957 lm	120 lm/W		
							Medium 36°	E145 2920 lm	119 lm/W		
							Wide 56°	E146 2882 lm	117 lm/W		
							95 - 2700K	3082 lm	Spot 21°	E144 2435 lm	99 lm/W
									Medium 36°	E145 2404 lm	98 lm/W
									Wide 56°	E146 2373 lm	96 lm/W
95 - 3000K	3203 lm	Spot 21°					E144 2530 lm	103 lm/W			
		Medium 36°					E145 2498 lm	102 lm/W			
		Wide 56°					E146 2466 lm	100 lm/W			
95 - 4000K	3255 lm	Spot 21°	E144 2571 lm	105 lm/W							
		Medium 36°	E145 2539 lm	103 lm/W							
		Wide 56°	E146 2506 lm	102 lm/W							

SPOT FAMILY 48

SPOT FAMILY 48_ systems



SPOT FAMILY 48

LED projector for Track 48_
high efficiency COB LED source application_

LED Projector for Track 48 surface, suspended and ceiling mounted application, manufactured from die-cast aluminium and fitted with one or two LED spots. Finishes include matte white, mat-

te black. Each spot needs to be completed with a mirror-painted polycarbonate reflective optic including decorative ring. Available in three beam angles for Spot 48 and two beam angles for Spot micro

48. The decorative ring is available in nine finish options. DALI and PUSH dimming options. Accessories include narrow optics attachment, honeycomb louvre and satin diffuser. Ingress protection of IP20.



SPOT MICRO 48



Spot Micro 48 features two adjustable LED spots for the use on trimless pendant/ceiling Track 48 system. LED spots can be adjusted 350° horizontally and +/-90° vertically. Finishes include matte white, matte black and concrete grey. Each spot needs to be completed with the desired optics assembly including cloured ring (to be ordered separately). ON-OFF or DALI/PUSH dimming versions available. Lumen maintenance of 100.000 hrs at L80B10.

SPOT MICRO 48_ systems

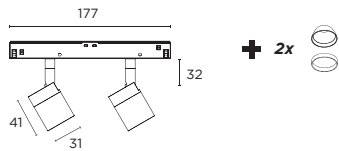


Product configurator

370 T2 + Ring - Optic

Code Version Control Finish CRI - CCT*

* For the version CRI 85 - 3000K it is not necessary to fill in the field.



SPOT MICRO 48

Code	Version		Kg	Control	Finish	CRI - CCT	
370	T2	2x4,5W - tot 10,5W	0,20	50	ON-OFF	42 ○ matt white	- 85 - 3000K
				65	DALI/PUSH	52 ● matt black	/9527 95 - 2700K
						92 ● concrete grey	/9530 95 - 3000K
							/9540 95 - 4000K

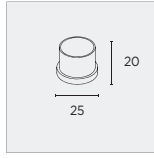


Optics with rings

Ring - Optic

Code	Ring finish	Optics
370 90 50	1M ● brick red	/M Medium 28°
	10 ● lacquered red	/L Large 53°
	17 ● matt orange	
	20 ● spring green	
	33 ● corn yellow	
	42 ○ matt white	
	52 ● matt black	
	64 ● baby blue	
	92 ● concrete grey	

SPOT MICRO 48_accessories

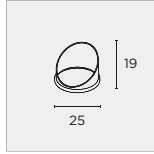


Thanks to this accessory it is possible to obtain a narrow and sharp beam, with a strong contrast between the illuminated and unlit area.

Cut-Off

Code

9G 031

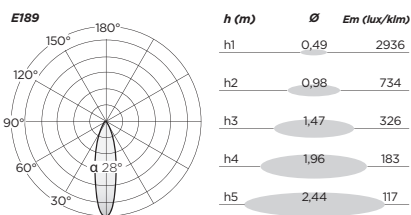
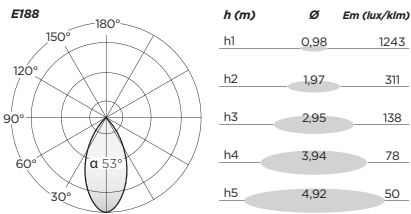


Thanks to this accessory it is possible to obtain an asymmetrically narrower and sharper beam with a greater contrast between the illuminated and non-illuminated area.

Visor

Code

9G 047



SPOT MICRO 48

Power	Source consumption	CRI - CCT	Nominal	Optics	Deliv. output	Efficacy
4,5W	5,25W	85 - 3000K	607 lm	Medium 28°	E189 373 lm	71 lm/W
				Large 53°	E188 286 lm	54 lm/W
				Medium 28°	E189 295 lm	56 lm/W
				Large 53°	E188 226 lm	43 lm/W
95 - 2700K	480 lm	Medium 28°	28°	E189 295 lm	56 lm/W	
				Large 53°	E188 226 lm	43 lm/W
95 - 3000K	504 lm	Medium 28°	28°	E189 310 lm	59 lm/W	
				Large 53°	E188 237 lm	45 lm/W
95 - 4000K	539 lm	Medium 28°	28°	E189 331 lm	63 lm/W	
				Large 53°	E188 254 lm	48 lm/W

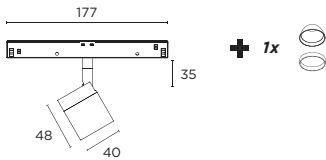
SPOT 48



Spot 48 features one or two adjustable LED spots for the use on trimless pendant/ceiling Track 48 system. LED spots can be adjusted 350° horizontally and +/-90° vertically. Finishes include matte white, matte black and concrete grey. Each spot needs to be completed with the desired optics assembly including cloured ring (to be ordered separately). ON-OFF or DALI/PUSH dimming versions available. Lumen maintenance of 100.000 hrs at L80B10.



SPOT 48_ systems



Product configurator

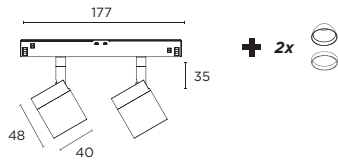
353 + Ring - Optic

Code Version Control Finish CRI - CCT*

* For the version CRI 85 - 3000K it is not necessary to fill in the field.

SPOT 48

Code	Version	Kg	Control	Finish	CRI - CCT	
353	T1	1x6W - tot 7,5W	0,15	50 ON-OFF	42 ○ matt white	- 85 - 3000K
	T2	2x6W - tot 13,5W	0,25	65 DALI/PUSH	52 ● matt black	/9527 95 - 2700K
					92 ● concrete grey	/9530 95 - 3000K
					/9540 95 - 4000K	



+

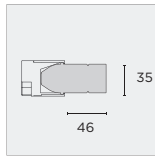


Optics with rings

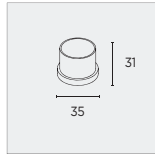
Ring - Optic

Code	Ring finish	Optics
353 90 50	1M ● brick red	/M Medium 21°
	10 ● lacquered red	/L Large 30°
	17 ● matt orange	/W Wide 59°
	20 ● spring green	
	33 ● corn yellow	
	42 ○ matt white	
	52 ● matt black	
	64 ● baby blue	
	92 ● concrete grey	

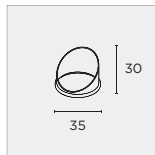
SPOT 48_ accessories



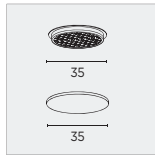
With the Narrow optic it is possible to obtain a 10° narrow beam.
Optic assembly and its coloured ring should not be ordered with this accessory.



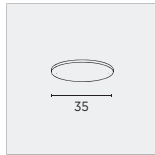
Thanks to this accessory it is possible to obtain a narrow and sharp beam, with a strong contrast between the illuminated and unlit area.



Thanks to this accessory it is possible to obtain an asymmetrically narrower and sharper beam with a greater contrast between the illuminated and non-illuminated area.



The honeycomb louvre is an accessory used for the anti-glare effect. It reduces the luminous flux by 20%.



The satin diffuser increases the diffusion of the luminous flux by widening and softening the beam of light.



Narrow optic

Code

9G 317 52

Cut-Off

Code

9G 049

Visor

Code

9G 048

Honeycomb louvre

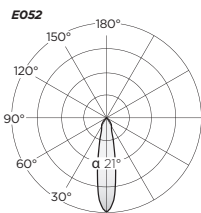
Code

9G 023

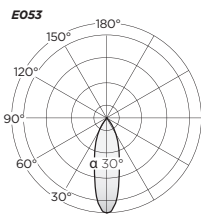
Satin diffuser

Code

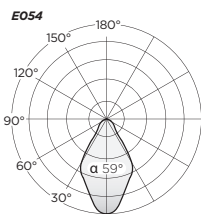
9G 024



h (m)	Ø	Em (lux/klm)
h1	0,38	4096
h2	0,75	1024
h3	1,13	455
h4	1,51	256
h5	1,89	164



h (m)	Ø	Em (lux/klm)
h1	0,54	2395
h2	1,09	599
h3	1,63	266
h4	2,18	150
h5	2,72	96



h (m)	Ø	Em (lux/klm)
h1	1,13	981
h2	2,27	245
h3	3,40	109
h4	4,54	61
h5	5,67	39

SPOT 48

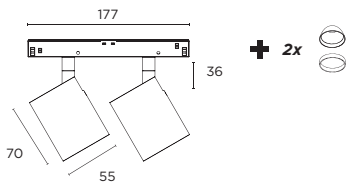
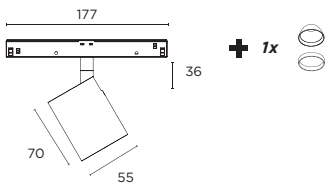
Power	Source consumption	CRI - CCT	Nominal	Optics	Deliv. output	Efficacy
6W	7,5W	85 - 3000K	945 lm	Medium 21°	E052 714 lm	95 lm/W
				Large 30°	E053 710 lm	95 lm/W
				Wide 59°	E054 615 lm	82 lm/W
				Medium 21°	E052 574 lm	77 lm/W
				Large 30°	E053 571 lm	76 lm/W
				Wide 59°	E054 495 lm	66 lm/W
95 - 3000K	800 lm	85 - 3000K	800 lm	Medium 21°	E052 604 lm	81 lm/W
				Large 30°	E053 601 lm	80 lm/W
				Wide 59°	E054 521 lm	69 lm/W
				Medium 21°	E052 612 lm	82 lm/W
				Large 30°	E053 609 lm	81 lm/W
				Wide 59°	E054 527 lm	70 lm/W

SPOT PLUS 48



Spot Plus 48 features one or two adjustable LED spots for the use on trimless pendant/ ceiling Track 48 system. LED spots can be adjusted 350° horizontally and +/- 90° vertically. Finishes include matte white, matte black and concrete grey. Each spot needs to be completed with the desired optics assembly including cloured ring (to be ordered separately). ON-OFF or DALI/PUSH dimming versions available. Lumen maintenance of 100.000 hrs at L80B10.

SPOT PLUS 48_ systems



Product configurator

364 + Ring - Optic

Code Version Control Finish CRI - CCT*

* For the version CRI 85 - 3000K it is not necessary to fill in the field.

SPOT PLUS 48

Code	Version	Kg	Control	Finish	CRI - CCT	
364	T1	13,5W	0,31	50 ON-OFF	42 ○ matt white	- 85 - 3000K
	T2	26,5W	0,58	65 DALI/PUSH	52 ● matt black	/9527 95 - 2700K
					92 ● concrete grey	/9530 95 - 3000K
						/9540 95 - 4000K

+

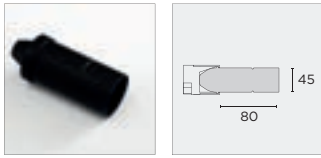


Optics with rings

Ring - Optic

Code	Ring finish	Optics
610 90 50	10 ● lacquered red	/S Spot 21°
	17 ● matt orange	/M Medium 28°
	20 ● spring green	/L Large 38°
	33 ● corn yellow	
	42 ○ matt white	
	52 ● matt black	
	92 ● concrete grey	

SPOT PLUS 48_ accessories



With the Narrow optic it is possible to obtain a 10° narrow beam.
Optic assembly and its coloured ring should not be ordered with this accessory.



Thanks to this accessory it is possible to obtain a narrow and sharp beam, with a strong contrast between the illuminated and unlit area.



Thanks to this accessory it is possible to obtain an asymmetrically narrower and sharper beam with a greater contrast between the illuminated and non-illuminated area.



The honeycomb louvre is an accessory used for the anti-glare effect. It reduces the luminous flux by 20%.



The satin diffuser increases the diffusion of the luminous flux by widening and softening the beam of light.



Narrow optic

Code

9Q 312 52

Cut-Off

Code

9G 040

Visor

Code

9G 039

Honeycomb louvre

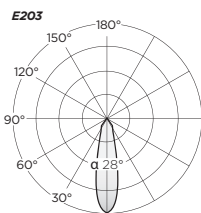
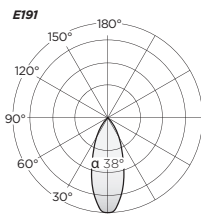
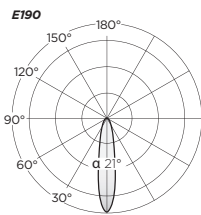
Code

9G 025

Satin diffuser

Code

9G 026



SPOT PLUS 48

Power	Source consumption	CRI - CCT	Nominal	Optics	Deliv. output	Efficacy
13W	12,1W	85 - 3000K	1623 lm	Spot 21°	E190 1484 lm	123lm/W
				Medium 28°	E203 1487 lm	123 lm/W
				Large 38°	E191 1491 lm	123 lm/W
95 - 2700K	1251 lm			Spot 21°	E190 1144 lm	95 lm/W
				Medium 28°	E203 1146 lm	95 lm/W
				Large 38°	E191 1149 lm	95 lm/W
95 - 3000K	1315 lm			Spot 21°	E190 1202 lm	99 lm/W
				Medium 28°	E203 1203 lm	100 lm/W
				Large 38°	E191 1208 lm	100 lm/W
95 - 4000K	1583 lm			Spot 21°	E190 1447 lm	120 lm/W
				Medium 28°	E203 1450 lm	120 lm/W
				Large 38°	E191 1453 lm	120 lm/W

ACCESSORY 48_ pendant/ceiling

ACCESSORY 48_ systems



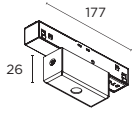
ACCESSORY 48 *black or white_* *for suspension or surface-mounted fixtures_*

Using common elements for different product ranges belongs to our design philosophy. This approach makes our devices versatile and simple to use and allow our clients to implement

a unique design concept. For Track 48, we only use two adapters. One adapter common to all suspensions, and the other one suitable for all the items to be installed on the surface.

Thanks to this condition the adapter and its electrical components are the same, no matter which suspension or surface-mounted fixtures our clients would like to install.

Pendant



Adapter Track 48 - pendant
ON-OFF / DALI / PUSH



GIOTTO 48 330



GO! 48 340



JAM 48 332



PINKO 48 334



PLURIEL 48 338



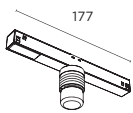
TUBE 48 336



WILLY 48 342

ACCESSORY 48_ systems

Ceiling



Adapter Track 48 - ceiling
ON-OFF / DALI / PUSH



GIOTTO 48 331



JAM 48 333

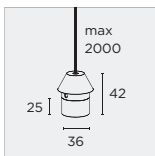
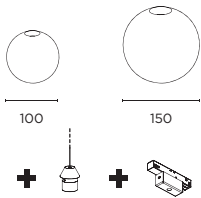
NEW

GIOTTO 48_pendant

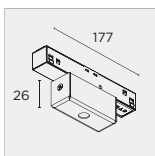


48V LED luminaire for pendant mounting on Track 48 Evo, Track 48 and Track 48-RT with Giotto sphere element for omni-directional light distribution, made from frosted glass and available with a diameter of 100mm or 150mm. Accessories include a coloured shade available in brick red, matt white, matt black, baby blue, concrete grey and corten effect. Lumen maintenance of 100.000 hrs at L80B10.

GIOTTO 48_systems



LED/Cable L=2000



Adapter Track 48



GIOTTO 48_accessory



Double decorative ring to be ordered separately



Product configurator

9V00 + LED/Cable + Adapter

Code Version

GIOTTO 48

Code	Version		Kg
9V 00	1S	Ø 100 Small	0,09
	2S	Ø 150 Medium	0,14

+

LED/Cable

Code	Finish	CRI - CCT
376 50 54 42	6W - tot 7,5W ○ matt white	- 85 - 3000K
		/9527 95 - 2700K
		/9530 95 - 3000K
		/9540 95 - 4000K

+

Adapter

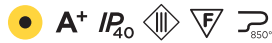
Code	Control	Finish
711 90	30 ON-OFF	40 ○ white
	65 DALI/PUSH	50 ● black

Decorative ring

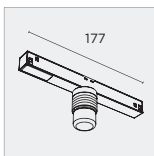
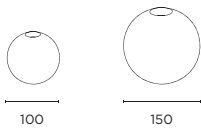
Code	Version	Finish
376	9700	Ø 100 Small 1M ● brick red
	9800	Ø 150 Medium 42 ○ matt white
		52 ● matt black
	64 ● baby blue	
	86 ● corten effect	
	92 ● concrete grey	

NEW

GIOTTO 48_ ceiling



48V LED luminaire for mounting on Track 48 and Track 48 EVO. Fitted with Giotto sphere element with omni-directional light distribution, made from frosted glass and available with a diameter of 100mm or 150mm. Lumen maintenance of 100.000 hrs at L80B10.



Adapter Track 48 - LED



Product configurator

9V00 + Adapter

Code Version

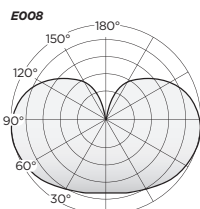
GIOTTO 48

Code	Version		Kg
9V 00	1S	Ø 100 Small	0,09
	2S	Ø 150 Medium	0,14




Adapter

Code	Control	Finish	CRI - CCT
711 91	6W	20 ON-OFF	40 ○ white
		65 DALI/PUSH	50 ● black
	-	-	85 - 3000K
	/9527	/9530	/9540



GIOTTO 48

Power	Source consumption	CRI - CCT	Nominal	 Deliv. output	Efficacy
6W	6,1W	85 - 3000K	860 lm	E008 552 lm	90 lm/W
		95 - 2700K	680 lm	E008 436 lm	72 lm/W
		95 - 3000K	710 lm	E008 456 lm	75 lm/W
		95 - 4000K	730 lm	E008 469 lm	77 lm/W

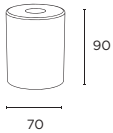
NEW

JAM 48_ pendant



48V cylindrical LED luminaire for pendant mounting on Track 48 Evo, Track 48 and Track 48-RT with Jam cylindrical element and omni-directional light distribution, made from frosted glass. Accessories include a decorative cover available in brick red, matt white, matt black, baby blue, concrete grey and corten effect. The Jam glass element can be mounted in different positions within the decorative cover from completely recessed to completely exposed. Lumen maintenance of 100.000 hrs at L80B10.

JAM 48_ systems



Product configurator

9V00 3S + LED/Cable + Adapter

Code Version

JAM 48

Code	Version		Kg
9V 00	3S	Ø 70 - h 90	0,09

+

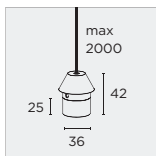
LED/Cable

Code	Finish	CRI - CCT
376 50 54 42	6W - tot 7,5W ○ matt white	- 85 - 3000K
		/9527 95 - 2700K
		/9530 95 - 3000K
		/9540 95 - 4000K

+

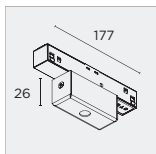
Adapter

Code	Control	Finish
711 90	30 ON-OFF	40 ○ white
	65 DALI/PUSH	50 ● black



LED/Cable L=2000

IP₂₀



Adapter Track 48

IP₂₀ 850° 0,10

JAM 48_ accessory



Decorative cover

Cover

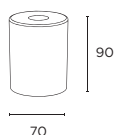
Code	Finish
376 99 00	1M ● brick red
	42 ○ matt white
	52 ● matt black
	64 ● baby blue
	86 ● corten effect
	92 ● concrete grey

NEW

JAM 48_ ceiling



Jam 48 Decorative LED luminaire for the use with Track 48. Frosted glass cylindrical element for a diffused and omni-directional light distribution. Each fitting needs to be equipped with ON-OFF or DALI/PUSH track adapter. Lumen maintenance of 100.000 hrs at L80B10.



Product configurator

9V00 3S + Adapter

Code Version

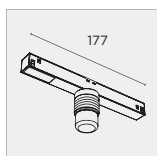
JAM 48

Code	Version	Kg
9V 00	3S	Ø 70 - h 90
		0,09

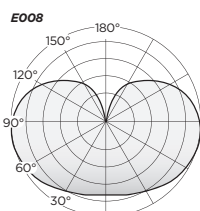


Adapter

Code	Control	Finish	CRI - CCT	
711 91	6W - tot 7,5W	20 ON-OFF	40 ○ white	
		65 DALI/PUSH	50 ● black	
			-	85 - 3000K
			/9527	95 - 2700K
		/9530	95 - 3000K	
		/9540	95 - 4000K	



Adapter Track 48 - LED



JAM 48

Power	Source consumption	CRI - CCT	Nominal	Deliv. output	Efficacy
6W	6,1W	85 - 3000K	860 lm	E008 552 lm	90 lm/W
		95 - 2700K	680 lm	E008 436 lm	72 lm/W
		95 - 3000K	710 lm	E008 456 lm	75 lm/W
		95 - 4000K	730 lm	E008 469 lm	77 lm/W

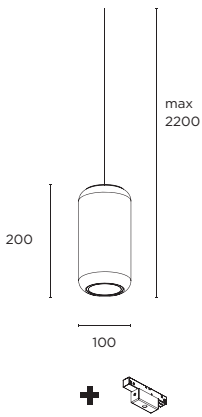
NEW

PINKO 48_ pendant



48V cylindrical LED luminaire for pendant mounting on Track 48 Evo, Track 48 and Track 48-RT. Manufactured from aluminium with rounded corners and a deep recessed LED light source. Unique colour combinations can be created for this luminaire with the wide choice of inner bezel and housing finishes. Lumen maintenance of 140.000 hrs at L80B10.

PINKO 48_ systems



Product configurator

374 T1 50 + Adapter

Code Power Body finish Ring finish CRI - CCT*

* For the version CRI 85 - 3000K it is not necessary to fill in the field.

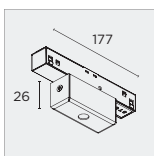
PINKO 48

Code	Power	Body finish	Ring finish	CRI - CCT																																																							
374 T1	50	6W - tot 7,5W	<table border="0"> <tr> <td>/1M</td> <td>● brick red</td> <td>/1M</td> <td>● brick red</td> <td>-</td> <td>85 - 3000K</td> </tr> <tr> <td>42</td> <td>○ matt white</td> <td>/17</td> <td>● matt orange</td> <td>/9527</td> <td>95 - 2700K</td> </tr> <tr> <td>52</td> <td>● matt black</td> <td>/22</td> <td>● matt green</td> <td>/9530</td> <td>95 - 3000K</td> </tr> <tr> <td>64</td> <td>● baby blue</td> <td>/64</td> <td>● baby blue</td> <td>/9540</td> <td>95 - 4000K</td> </tr> <tr> <td>86</td> <td>● corten effect</td> <td>/BK</td> <td>● matt black</td> <td></td> <td></td> </tr> <tr> <td>92</td> <td>● concrete grey</td> <td>/BZ</td> <td>● bronze txt</td> <td></td> <td></td> </tr> <tr> <td></td> <td></td> <td>/CT</td> <td>● copper txt</td> <td></td> <td></td> </tr> <tr> <td></td> <td></td> <td>/GT</td> <td>● gold txt</td> <td></td> <td></td> </tr> <tr> <td></td> <td></td> <td>/WH</td> <td>○ matt white</td> <td></td> <td></td> </tr> </table>	/1M	● brick red	/1M	● brick red	-	85 - 3000K	42	○ matt white	/17	● matt orange	/9527	95 - 2700K	52	● matt black	/22	● matt green	/9530	95 - 3000K	64	● baby blue	/64	● baby blue	/9540	95 - 4000K	86	● corten effect	/BK	● matt black			92	● concrete grey	/BZ	● bronze txt					/CT	● copper txt					/GT	● gold txt					/WH	○ matt white				
/1M	● brick red	/1M	● brick red	-	85 - 3000K																																																						
42	○ matt white	/17	● matt orange	/9527	95 - 2700K																																																						
52	● matt black	/22	● matt green	/9530	95 - 3000K																																																						
64	● baby blue	/64	● baby blue	/9540	95 - 4000K																																																						
86	● corten effect	/BK	● matt black																																																								
92	● concrete grey	/BZ	● bronze txt																																																								
		/CT	● copper txt																																																								
		/GT	● gold txt																																																								
		/WH	○ matt white																																																								



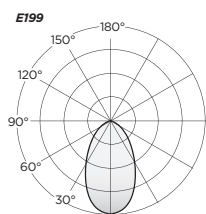
Adapter

Code	Control	Finish
711 90	30 ON-OFF	40 ○ white
	65 DALI/PUSH	50 ● black




Adapter Track 48





PINKO 48

Power	Source consumption	CRI - CCT	Nominal	 Deliv. output	Efficacy
6W	6,1W	85 - 3000K	890 lm	E199 534 lm	88 lm/W
		95 - 2700K	705 lm	E199 423 lm	69 lm/W
		95 - 3000K	735 lm	E199 441 lm	72 lm/W
		95 - 4000K	757 lm	E199 454 lm	74 lm/W



NEW

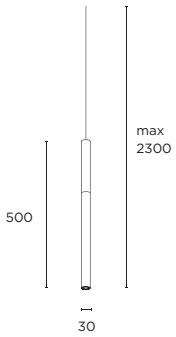
TUBE 48_pendant



48V cylindrical LED luminaire for pendant mounting on Track 48 Evo, Track 48 and Track 48-RT. Diffuser in acidified glass with transparent edge to show the inside coloured cylinder. Lumen maintenance of 100.000 hrs at L80B10.



TUBE 48_systems



Product configurator

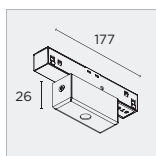
333 50 54 + Adapter

Code Finish CRI - CCT*

* For the version CRI 85 - 3000K it is not necessary to fill in the field.

TUBE 48

Code	Power	Kg	Finish	CRI - CCT
333 50 54	3,5W - tot 4,5W	0,30	10 ● lacquered red	/8527 85 - 2700K
			17 ● matt orange	- 85 - 3000K
			20 ● spring green	/8540 85 - 4000K
			40 ○ glossy white	
			52 ● matt black	
			70 ● chrome	
			92 ● concrete grey	

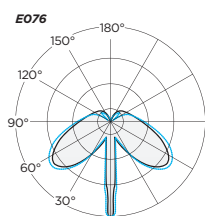


Adapter Track 48




Adapter

Code	Control	Finish
711 90	30 ON-OFF	40 ○ white
	65 DALI/PUSH	50 ● black



TUBE 48

Power	Source consumption	CRI - CCT	Nominal	 Deliv. output	Efficacy
3,5W	3,1W	85 - 2700K	289 lm	E076 221 lm	71 lm/W
		85 - 3000K	308 lm	E076 236 lm	76 lm/W
		85 - 4000K	323 lm	E076 247 lm	80 lm/W

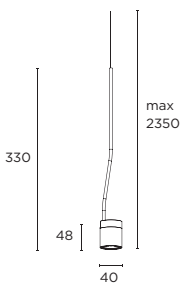


PLURIEL 48_pendant

PLURIEL 48_systems



Pluriel 48 pendant to be used with a rear recessed trimless pendant/ceiling Track 48/48-RT system. Aluminium housing- brick red, matte white, matte black, baby blue or concrete grey. Available with a sanded PMMA (Poly methyl methacrylate) diffuser that can be partially milled for a perfect light diffusion. This part can be also be made of aluminium equipped with a colored ring including an optic and entirely milled. Each fixture should be fitted with an ON-OFF or DALI/PUSH adapter. Lumen maintenance of 100.000 hrs at L80B10.



Product configurator

353 50 50 + Ring - Optic + Adapter

Code Material Power Finish CRI - CCT*

* For the version CRI 85 - 3000K it is not necessary to fill in the field.

PLURIEL 48 Aluminum

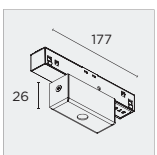
Code	Material	Power	Finish	CRI - CCT
353 50	aluminum	50 3,5W - tot 4,5W	1M ● brick red	/8527 85 - 2700K
			42 ○ matt white	- 85 - 3000K
			52 ● matt black	/8540 85 - 4000K
			64 ● baby blue	
			92 ● concrete grey	



Optics with rings

Ring - Optic

Code	Ring finish	Optics
353 90 50	1M ● brick red	/M Medium 21°
	10 ● lacquered red	/L Large 30°
	17 ● matt orange	/W Wide 59°
	20 ● spring green	
	33 ● corn yellow	
	42 ○ matt white	
	52 ● matt black	
	64 ● baby blue	
	92 ● concrete grey	

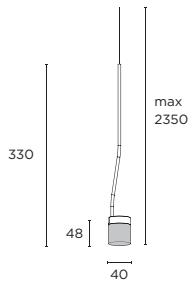


Adapter Track 48



Adapter

Code	Control	Finish
711 90	30 ON-OFF	40 ○ white
	65 DALI/PUSH	50 ● black



Product configurator

353 51 50 + Adapter

Code Material Power Finish CRI - CCT*

* For the version CRI 85 - 3000K it is not necessary to fill in the field.

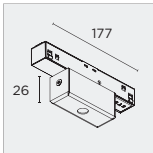
PLURIEL 48 Methacrylate

Code	Material	Power	Finish	CRI - CCT
353	51 methacrylate	50 3,5W - tot 4,5W	1M ● brick red	/8527 85 - 2700K
			42 ○ matt white	- 85 - 3000K
			52 ● matt black	/8540 85 - 4000K
			64 ● baby blue	
			92 ● concrete grey	

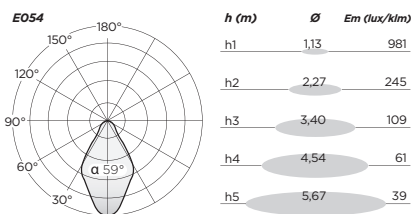
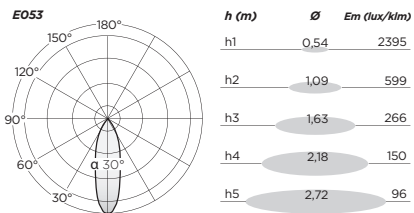
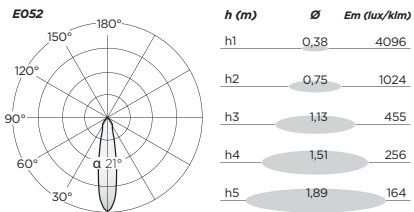


Adapter

Code	Control	Finish
711 90	30 ON-OFF	40 ○ white
	65 DALI/PUSH	50 ● black



Adapter Track 48



PLURIEL 48

Power	Source consumption	CRI - CCT	Nominal	Optics	Deliv. output	Efficacy
3,5W	4,5W	85 - 2700K	289 lm	Medium 21° E052	186 lm	41 lm/W
				Large 30° E053	184 lm	41 lm/W
				Wide 59° E054	182 lm	40 lm/W
85 - 3000K	308 lm	Medium 21° E052	198 lm	44 lm/W		
		Large 30° E053	196 lm	44 lm/W		
		Wide 59° E054	194 lm	43 lm/W		
85 - 4000K	323 lm	Medium 21° E052	208 lm	46 lm/W		
		Large 30° E053	205 lm	46 lm/W		
		Wide 59° E054	203 lm	45 lm/W		

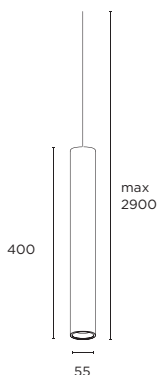
GO! 48_pendant



GO! 48 LED pendant for a rear recessed trimless pendant/ceiling Track 48/48-RT system. Aluminium housing with seven shades. Lacquered red or matte black inner decorative rings are provided as a standard. Each fixture should be equipped with ON-OFF or DALI/PUSH. Lumen maintenance of 100.000 hrs at L80B10.



GO! 48_systems



Product configurator

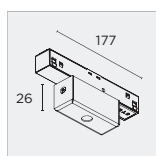
300 T1 51 + Adapter

Code Power Source Finish CRI - CCT*

* For the version CRI 85 - 3000K it is not necessary to fill in the field.

GO! 48

Code	Power	Kg	Source	Finish	CRI - CCT
300	T1	6W - tot 7,5W	0,95	51 LED	1M 85 - 3000K
				10	/9527 95 - 2700K
				40	/9530 95 - 3000K
				52	/9540 95 - 4000K
				64	
				70	
				92	



Adapter Track 48



Adapter

Code	Control	Finish
711 90	30 ON-OFF	40 white
	65 DALI/PUSH	50 black

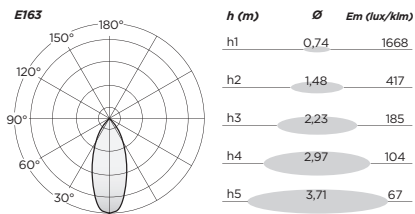
GO! 48_accessory




Accessory decorative rings to be ordered separately as an alternative to the lacquered red and matt black rings supplied.

Decorative ring

Code	Finish
300 90 00	1M ● brick red
	17 ● matt orange
	20 ● spring green
	33 ● corn yellow
	40 ○ glossy white
	64 ● baby blue
	92 ● concrete grey



GO! 48

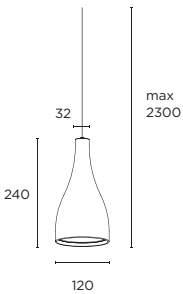
Power	Source consumption	CRI - CCT	Nominal	 Deliv. output	Efficacy
6W	5,9W	85 - 3000K	945 lm	E163 436 lm	74 lm/W
		95 - 2700K	760 lm	E163 351 lm	59 lm/W
		95 - 3000K	800 lm	E163 370 lm	63 lm/W
		95 - 4000K	810 lm	E163 374 lm	63 lm/W

WILLY 48_ pendant



Willy 48 pendant to be used with a rear recessed trimless pendant/ceiling Track 48/48-RT system. Polished aluminium housing, with external brick red, lacquer red, spring green, wheat yellow, glossy white, matte black, baby blue, concrete grey or with corten finish. Each fixture should be equipped with its colored ring including optic (75° beam) and ON-OFF or DALI / PUSH adapter. Lumen maintenance of 100.000 hrs at L80B10.

WILLY 48_ systems



Product configurator

313 T1 50 + Ring + Adapter

Code Power Source Finish CRI - CCT*

* For the version CRI 85 - 3000K it is not necessary to fill in the field.

WILLY 48

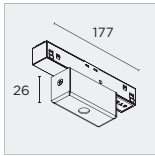
Code	Power	Kg	Source	Finish	CRI - CCT
313	T1	6W - tot 7,5W	0,55	50 LED	1M - 85 - 3000K
				10	/9527 95 - 2700K
				20	/9530 95 - 3000K
				33	/9540 95 - 4000K
				40	
				52	
				64	
				85	
				92	



Rings with optics included

Ring

Code	Ring finish	75°
313 92 00	1M	brick red
	10	lacquered red
	20	spring green
	33	corn yellow
	40	glossy white
	52	matt black
	64	baby blue
	92	concrete grey

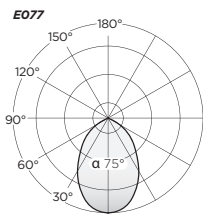


Adapter Track 48



Adapter

Code	Control	Finish
711 90	30 ON-OFF	40 ○ white
	65 DALI/PUSH	50 ● black




h (m)	Ø	Em (lux/klm)
h1	1,54	657
h2	3,08	164
h3	4,62	73
h4	6,16	41
h5	7,70	26

WILLY 48

Power	Source consumption	CRI - CCT	Nominal	Optics		Deliv. output	Efficacy
6W	5,9W	85 - 3000K	945 lm	Large	75°	E077 669 lm	113 lm/W
		95 - 2700K	760 lm	Large	75°	E077 538 lm	91 lm/W
		95 - 3000K	800 lm	Large	75°	E077 566 lm	96 lm/W
		95 - 4000K	810 lm	Large	75°	E077 573 lm	97 lm/W

ZIK 48

ZIK 48_ systems



ZIK 48

linear LED lighting module_
high efficiency LED source_

Linear LED lighting module for the installation on Track 48 system (surface, suspended and wall mounted) available in 600mm, 900mm or 1200mm length. Finish options include black

and white. The module is fitted with a constant voltage power supply and extruded aluminium bar that easily snaps into the Track 48. Available in ON-OFF. The LED module needs to be complet-

ed with an opal polycarbonate or microprismatic diffuser (to be ordered separately). Lumen maintenance of 50.000 hrs at L80B10. Ingress protection of IP20.



ZIK 48



ZIK 48_ systems

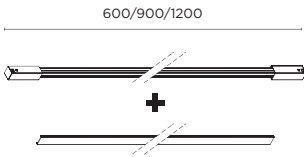


Product configurator

711 50 + Diffuser

Code Version Control Finish CRI - CCT*

* For the version CRI 85 - 3000K it is not necessary to fill in the field.



ZIK 48

Code	Version		Kg	Control	Finish	CRI - CCT
711	70	L=600 - 7W	0,13	50 ON-OFF	40 ○ white	- 85 - 3000K
	71	L=900 - 12W	0,20		50 ● black	/9527 95 - 2700K
	72	L=1200 - 16W	0,26		/9530 95 - 3000K	
						/9540 95 - 4000K



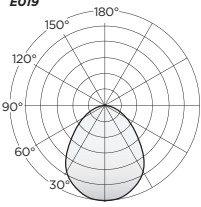
Diffuser

Code	Finish		Length
9G0	33	opal	/047 470
	34	microprismatic	/077 770
			/107 1070




Diffusers

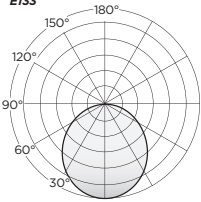


E019

<i>h</i> (m)	\varnothing	<i>Em</i> (lux/klm)
h1	2,10	448
h2	4,20	112
h3	6,30	50
h4	8,40	28
h5	10,50	18


ZIK 48 Diffuser microprismatic

Power	Source consumption	CRI - CCT	Nominal		Deliv. output	Efficacy
7W	7,2W	85 - 3000K	918 lm	E019	523 lm	73 lm/W
			760 lm	E019	433 lm	60 lm/W
			760 lm	E019	433 lm	60 lm/W
			830 lm	E019	473 lm	66 lm/W
			1468 lm	E019	837 lm	73 lm/W
12W	11,5W	85 - 3000K	1216 lm	E019	693 lm	60 lm/W
			1216 lm	E019	693 lm	60 lm/W
			1328 lm	E019	757 lm	66 lm/W
			2019 lm	E019	1151 lm	73 lm/W
16W	15,8W	85 - 3000K	1672 lm	E019	953 lm	60 lm/W
			1672 lm	E019	953 lm	60 lm/W
			1826 lm	E019	1041 lm	66 lm/W
			2019 lm	E019	1151 lm	73 lm/W

E133

<i>h</i> (m)	\varnothing	<i>Em</i> (lux/klm)
h1	2,77	364
h2	5,53	91
h3	8,30	40
h4	11,07	23
h5	13,83	15

ZIK 48 Diffuser opal

Power	Source consumption	CRI - CCT	Nominal		Deliv. output	Efficacy
7W	7,2W	85 - 3000K	918 lm	E133	450 lm	62 lm/W
			760 lm	E133	372 lm	52 lm/W
			760 lm	E133	372 lm	52 lm/W
			830 lm	E133	407 lm	56 lm/W
			1468 lm	E133	719 lm	63 lm/W
12W	11,5W	85 - 3000K	1216 lm	E133	596 lm	52 lm/W
			1216 lm	E133	596 lm	52 lm/W
			1328 lm	E133	651 lm	57 lm/W
			2019 lm	E133	989 lm	62 lm/W
16W	15,8W	85 - 3000K	1672 lm	E133	819 lm	52 lm/W
			1672 lm	E133	819 lm	52 lm/W
			1826 lm	E133	895 lm	56 lm/W
			2019 lm	E133	989 lm	62 lm/W

TRACK 48-RT

TRACK 48-RT_ systems



TRACK 48-RT **low voltage recessed track _**

Trimless 48V DC low voltage recessed track made from extruded aluminium. Available in 1000mm, 2000mm and 3000mm length. Powder coated finishes include black and white. The ON-OFF, PUSH and DALI functions are always

guaranteed only by a pair of conductors, thanks to the conveyed wave technology. The other pair of conductors can be used to obtain a possible second lighting (special codes and an additional driver are required). Remote 48V DC power

supply for ON-OFF, DALI or PUSH dimming to be ordered separately. A range of connectors, mounting systems and accessories complete this versatile 48V DC system that supports all the fittings of the Track 48-RT range.

Spot**Spot micro 48-RT**

2x4,5W - source consumption 10,5W

Spot 48-RT

1x6W - source consumption 7,5W

2x6W - source consumption 15W

Spot plus 48-RT

1x13W - source consumption 13W

2x13W - source consumption 26W

Pendant**Giotto 48-RT**

6W - source consumption 7,5W

GO! 48-RT

6W - source consumption 7,5W

Jam 48-RT

6W - source consumption 7,5W

Pinko 48-RT

6W - source consumption 7,5W

Tube 48-RT

3,5W - source consumption 4,5W

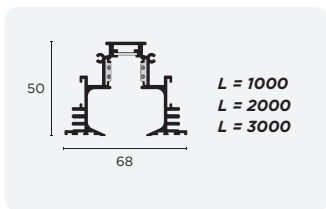
Pluriel 48-RT

3,5W - source consumption 4,5W

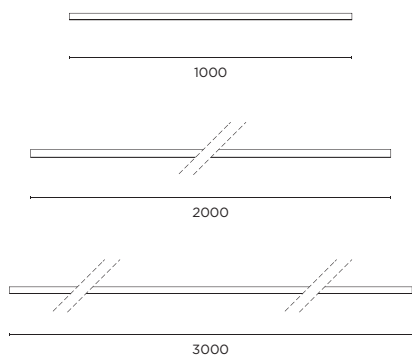
Willy 48-RT

6W - source consumption 7,5W

TRACK 48-RT



TRACK 48-RT_ systems



Product configurator

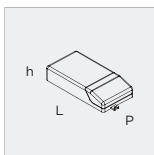
711 81

Code Lenght Finish

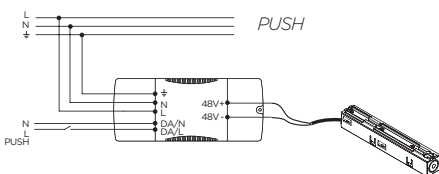
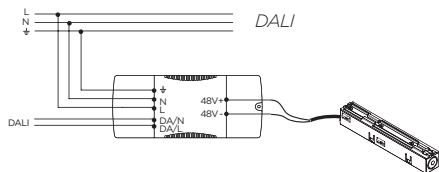
TRACK 48-RT

Code	Lenght	Kg	Finish
711 81	01 1000	0,70	<input checked="" type="radio"/> 50 ● black
	02 2000	1,40	
	03 3000	2,10	

drivers_



Remote driver 48V.
Maximum length from power supply to the last converter L = 30m.

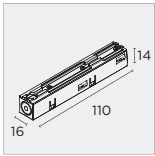


Drivers ON-OFF

Code	LxPxh	Power	Voltage	Frequency
9D 48V 030 AL	125x38x23	max 30W	220/240V	0/50/60Hz
9D 48V 070 TC	225x60x36	max 70W	220/240V	50/60Hz
9D 48V 075 AL	280x41x29	max 75W	220/240V	0/50/60Hz
9D 48V 075 TR	235x100x31	max 75W	220/240V	0/50/60Hz
9D 48V 150 TC	240x60x49	max 150W	220/240V	50/60Hz
9D 48V 150 TR	235x100x31	max 150W	220/240V	0/50/60Hz
9D 48V 150 AL	280x41x29	max 150W	220/240V	0/50/60Hz

Drivers DALI/PUSH

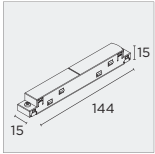
Code	LxPxh	Power	Voltage	Frequency
9D 48V 075 DD TR	235x100x31	max 70W	220/240V	0/50/60Hz
9D 48V 150 DD TR	235x100x31	max 150W	220/240V	0/50/60Hz



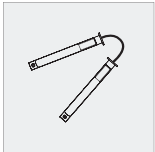
Feeder



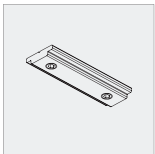
connectors_



Concealed without feeder.



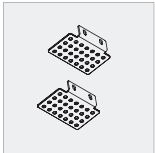
Flexible connector.



Mechanical coupler.

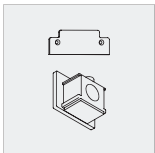


mounting systems_



Couple of brackets for recessed instalation.

accessories_



End cap side.



Bottom cover.
Lenght 1m.



Feeder

Code	Finish
------	--------

711 90 04	50 ● black
-----------	------------

Linear connector

Code	Finish
------	--------

711 90 08	50 ● black
-----------	------------

Flexible connector

Code	Finish
------	--------

711 90 11	50 ● black
-----------	------------

Mechanical coupler

Code	Finish
------	--------

711 81 17	50 ● black
-----------	------------

Couple of brackets

Code

711 81 07 00

End cap side

Code	Finish
------	--------

711 81 06	50 ● black
-----------	------------

Cover

Code	Finish
------	--------

711 90 23	50 ● black
-----------	------------

SPOT FAMILY 48-RT

SPOT FAMILY 48-RT_ systems



SPOT FAMILY 48-RT

high efficiency COB LED source_

LED Projector for Track 48-RT manufactured from die-cast aluminium and fitted with one or two LED spots. Finishes include matte white, matte black. Each spot needs to be completed with a

mirror-painted polycarbonate reflective optic including decorative ring. Available in three beam angles for Spot 48 and two beam angles for Spot micro 48. The decorative ring is available

in nine finish options. DALI and PUSH dimming options. Accessories include narrow optics attachment, honeycomb louvre and satin diffuser. Ingress protection of IP20.



SPOT MICRO 48-RT



Features two adjustable LED spots for the use on rear recessed Track 48-RT system. LED spots can be adjusted 350° horizontally and +/-90° vertically. Finishes include matte white, matte black and concrete grey. Each spot needs to be completed with the desired optics assembly including cloured ring (to be ordered separately). ON-OFF or DALI/PUSH dimming versions available. Lumen maintenance of 100.000 hrs at L80B10.

SPOT MICRO 48-RT_ systems

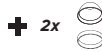
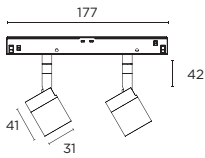


Product configurator

370 T4 + Ring - Optic

Code Version Control Finish CRI - CCT*

* For the version CRI 85 - 3000K it is not necessary to fill in the field.



SPOT MICRO 48-RT

Code	Version		Kg	Control	Finish	CRI - CCT
370	T4	2x4,5W - tot 10,5W	0,22	50 ON-OFF	42 ○ matt white	- 85 - 3000K
				65 DALI/PUSH	52 ● matt black	/9527 95 - 2700K
					92 ● concrete grey	/9530 95 - 3000K
						/9540 95 - 4000K

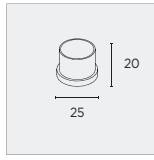


Optics with rings

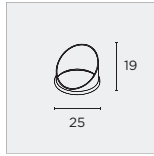
Ring - Optic

Code	Ring finish	Optics
370 90 50	1M ● brick red	/M Medium 28°
	10 ● lacquered red	/L Large 53°
	17 ● matt orange	
	20 ● spring green	
	33 ● corn yellow	
	42 ○ matt white	
	52 ● matt black	
	64 ● baby blue	
	92 ● concrete grey	

SPOT MICRO 48-RT_ accessory



Thanks to this accessory it is possible to obtain a narrow and sharp beam, with a strong contrast between the illuminated and unlit area.



Thanks to this accessory it is possible to obtain an asymmetrically narrower and sharper beam with a greater contrast between the illuminated and non-illuminated area.

Cut-Off

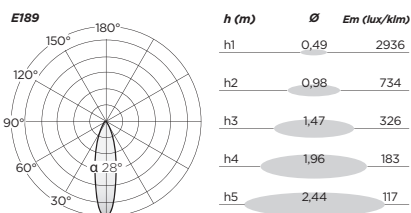
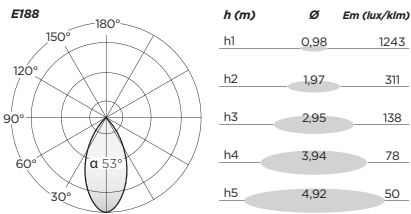
Code

9G 031

Visor

Code

9G 047



SPOT MICRO 48-RT

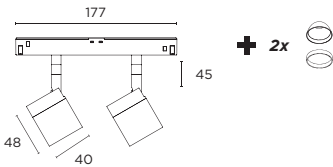
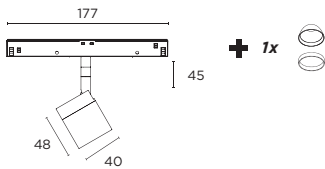
Power	Source consumption	CRI - CCT	Nominal	Optics	Deliv. output	Efficacy	
4,5W	5,25W	85 - 3000K	607 lm	Medium 28°	E189 373 lm	71 lm/W	
				Large 53°	E188 286 lm	54 lm/W	
95 - 2700K	480 lm	Medium 28°	95 - 3000K	504 lm	Medium 28°	E189 295 lm	56 lm/W
				Large 53°	E188 226 lm	43 lm/W	
95 - 3000K	504 lm	Medium 28°	95 - 4000K	539 lm	Medium 28°	E189 310 lm	59 lm/W
				Large 53°	E188 237 lm	45 lm/W	
95 - 4000K	539 lm	Medium 28°	Large 53°	E189 331 lm	63 lm/W		
				E188 254 lm	48 lm/W		

SPOT 48-RT



Features one or two adjustable LED spots for the use on rear recessed Track 48-RT system. LED spots can be adjusted 350° horizontally and +/-90° vertically. Finishes include matte white, matte black and concrete grey. Each spot needs to be completed with the desired optics assembly including cloured ring (to be ordered separately). ON-OFF or DALI/PUSH dimming versions available. Lumen maintenance of 100.000 hrs at L80B10.

SPOT 48-RT_systems



Product configurator

353 + Ring - Optic

Code Version Control Finish CRI - CCT*

* For the version CRI 85 - 3000K it is not necessary to fill in the field.

SPOT 48-RT

Code	Version		Kg	Control	Finish	CRI - CCT
353	T3	1x6W - tot 7,5W	0,15	50 ON-OFF	42 ○ matt white	- 85 - 3000K
	T4	2x6W - tot 13,5W	0,25	65 DALI/PUSH	52 ● matt black	/9527 95 - 2700K
					92 ● concrete grey	/9530 95 - 3000K
					92 ● concrete grey	/9540 95 - 4000K

+

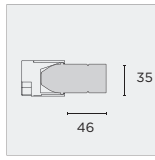


Optics with rings

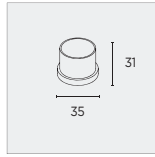
Ring - Optic

Code	Ring finish	Optics
353 90 50	1M ● brick red	/M Medium 21°
	10 ● lacquered red	/L Large 30°
	17 ● matt orange	/W Wide 59°
	20 ● spring green	
	33 ● corn yellow	
	42 ○ matt white	
	52 ● matt black	
	64 ● baby blue	
	92 ● concrete grey	

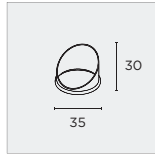
SPOT 48-RT_ accessories



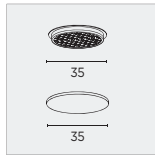
With the Narrow optic it is possible to obtain a 10° narrow beam.
Optic assembly and its coloured ring should not be ordered with this accessory.



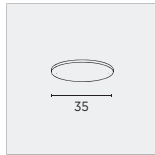
Thanks to this accessory it is possible to obtain a narrow and sharp beam, with a strong contrast between the illuminated and unlit area.



Thanks to this accessory it is possible to obtain an asymmetrically narrower and sharper beam with a greater contrast between the illuminated and non-illuminated area.



The honeycomb louvre is an accessory used for the anti-glare effect. It reduces the luminous flux by 20%.



The satin diffuser increases the diffusion of the luminous flux by widening and softening the beam of light.



Narrow optic

Code

9G 317 52

Cut-Off

Code

9G 049

Visor

Code

9G 048

Honeycomb louvre

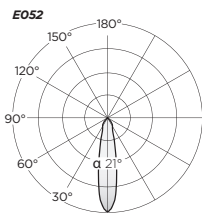
Code

9G 023

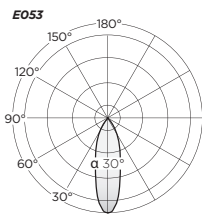
Satin diffuser

Code

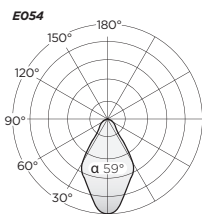
9G 024



h (m)	Ø	Em (lux/klm)
h1	0,38	4096
h2	0,75	1024
h3	1,13	455
h4	1,51	256
h5	1,89	164



h (m)	Ø	Em (lux/klm)
h1	0,54	2395
h2	1,09	599
h3	1,63	266
h4	2,18	150
h5	2,72	96



h (m)	Ø	Em (lux/klm)
h1	1,13	981
h2	2,27	245
h3	3,40	109
h4	4,54	61
h5	5,67	39

SPOT 48-RT

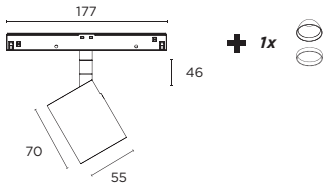
Power	Source consumption	CRI - CCT	Nominal	Optics	Deliv. output	Efficacy
6W	7,5W	85 - 3000K	945 lm	Medium 21°	E052 714 lm	95 lm/W
				Large 30°	E053 710 lm	95 lm/W
				Wide 59°	E054 615 lm	82 lm/W
				Medium 21°	E052 574 lm	77 lm/W
				Large 30°	E053 571 lm	76 lm/W
				Wide 59°	E054 495 lm	66 lm/W
95 - 3000K	800 lm	85 - 3000K	800 lm	Medium 21°	E052 604 lm	81 lm/W
				Large 30°	E053 601 lm	80 lm/W
				Wide 59°	E054 521 lm	69 lm/W
				Medium 21°	E052 612 lm	82 lm/W
				Large 30°	E053 609 lm	81 lm/W
				Wide 59°	E054 527 lm	70 lm/W

SPOT PLUS 48-RT



Features one or two adjustable LED spots for the use on rear recessed Track 48-RT system. LED spots can be adjusted 350° horizontally and +/-90° vertically. Finishes include matte white, matte black and concrete grey. Each spot needs to be completed with the desired optics assembly including cloured ring (to be ordered separately). ON-OFF or DALI/PUSH dimming versions available. Lumen maintenance of 100.000 hrs at L80B10.

SPOT PLUS 48-RT_ systems



Product configurator

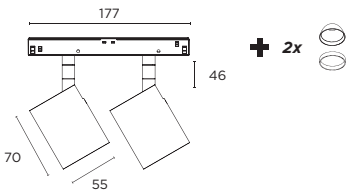
364 + Ring - Optic

Code Version Control Finish CRI - CCT*

* For the version CRI 85 - 3000K it is not necessary to fill in the field.

SPOT PLUS 48-RT

Code	Version	Kg	Control	Finish	CRI - CCT	
364	T3	1x13W	0,31	50 ON-OFF	42 ○ matt white	- 85 - 3000K
	T4	2x13W	0,58	65 DALI/PUSH	52 ● matt black	/9527 95 - 2700K
					92 ● concrete grey	/9530 95 - 3000K
						/9540 95 - 4000K



+




Optics with rings

Ring - Optic

Code	Ring finish	Optics
610 90 50	10 ● lacquered red	/S Spot 21°
	17 ● matt orange	/M Medium 28°
	20 ● spring green	/L Large 38°
	33 ● corn yellow	
	42 ○ matt white	
	52 ● matt black	
	92 ● concrete grey	

SPOT PLUS 48-RT_ accessories




With the Narrow optic it is possible to obtain a 10° narrow beam.
Optic assembly and its coloured ring should not be ordered with this accessory.



Thanks to this accessory it is possible to obtain a narrow and sharp beam, with a strong contrast between the illuminated and unlit area.



Thanks to this accessory it is possible to obtain an asymmetrically narrower and sharper beam with a greater contrast between the illuminated and non-illuminated area.



The honeycomb louvre is an accessory used for the anti-glare effect. It reduces the luminous flux by 20%.



The satin diffuser increases the diffusion of the luminous flux by widening and softening the beam of light.



Narrow optic

Code

9Q 312 52

Cut-Off

Code

9G 040

Visor

Code

9G 039

Honeycomb louvre

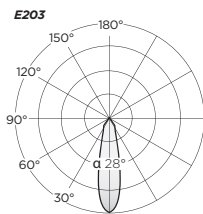
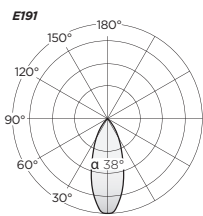
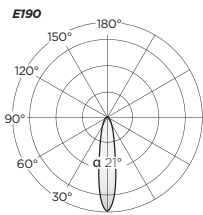
Code

9G 025

Satin diffuser

Code

9G 026



SPOT PLUS 48-RT

Power	Source consumption	CRI - CCT	Nominal	Optics	Deliv. output	Efficacy
13W	12,1W	85 - 3000K	1623 lm	Spot 21°	E190 1484 lm	123lm/W
				Medium 28°	E203 1487 lm	123 lm/W
				Large 38°	E191 1491 lm	123 lm/W
95 - 2700K	1251 lm	1251 lm	1251 lm	Spot 21°	E190 1144 lm	95 lm/W
				Medium 28°	E203 1146 lm	95 lm/W
				Large 38°	E191 1149 lm	95 lm/W
95 - 3000K	1315 lm	1315 lm	1315 lm	Spot 21°	E190 1202 lm	99 lm/W
				Medium 28°	E203 1203 lm	100 lm/W
				Large 38°	E191 1208 lm	100 lm/W
95 - 4000K	1583 lm	1583 lm	1583 lm	Spot 21°	E190 1447 lm	120 lm/W
				Medium 28°	E203 1450 lm	120 lm/W
				Large 38°	E191 1453 lm	120 lm/W

ACCESSORY 48-RT_ pendant

ACCESSORY 48-RT_ systems



ACCESSORY 48-RT

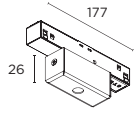
two finishes_

common adaptor for suspension mounted luminaires_

Using common elements for different product ranges belongs to our design philosophy. This approach makes our devices versatile and simple to use and allow our clients to implement a unique design con-

cept. For Track 48-RT, we use one adapter for all the suspensions. Thanks to this condition the adapter and its electrical components are the same, no matter which suspension our clients would like to install.


Pendant



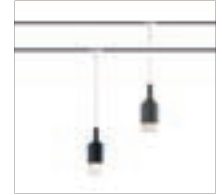
Adapter Track 48 - pendant
ON-OFF / DALI / PUSH




GIOTTO 48-RT 362



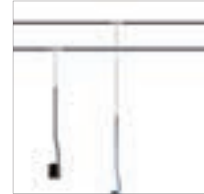
GO! 48-RT 370



JAM 48-RT 364



PINKO 48-RT 366



PLURIEL 48-RT 368



TUBE 48-RT 367



WILLY 48-RT 372

NEW

GIOTTO 48-RT_ pendant



48V LED luminaire for pendant mounting on Track 48 Evo, Track 48 and Track 48-RT with Giotto sphere element for omni-directional light distribution, made from frosted glass and available with a diameter of 100mm or 150mm. Accessories include a coloured shade available in brick red, matt white, matt black, baby blue, concrete grey and corten effect. Lumen maintenance of 100.000 hrs at L80B10.

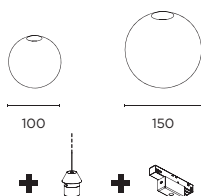


GIOTTO 48-RT_ systems

Product configurator

9V00 + LED/Cable + Adapter

Code Version



GIOTTO 48-RT

Code	Version		Kg
9V 00	1S	Ø 100 Small	0,09
	2S	Ø 150 Medium	0,14

+

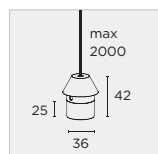
LED/Cable

Code	Finish	CRI - CCT
376 50 54 42	6W - tot 7,5W ○ matt white	- 85 - 3000K
		/9527 95 - 2700K
		/9530 95 - 3000K
		/9540 95 - 4000K

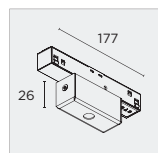
+

Adapter

Code	Control	Finish
711 90	30 ON-OFF	40 ○ white
	65 DALI/PUSH	50 ● black



LED/Cable L=2000



Adapter Track 48



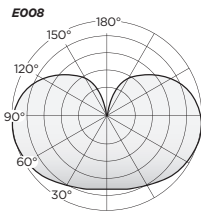
GIOTTO 48-RT_ accessory




Double decorative ring
to be ordered separately

Decorative ring

Code	Version	Finish
376	9700 Ø 100 Small	1M ● brick red
	9800 Ø 150 Medium	42 ○ matt white
		52 ● matt black
		64 ● baby blue
		86 ● corten effect
		92 ● concrete grey



GIOTTO 48-RT

Power	Source consumption	CRI - CCT	Nominal		Deliv. output	Efficacy
6W	6,1W	85 - 3000K	860 lm	E008	552 lm	90 lm/W
		95 - 2700K	680 lm	E008	436 lm	72 lm/W
		95 - 3000K	710 lm	E008	456 lm	75 lm/W
		95 - 4000K	730 lm	E008	469 lm	77 lm/W

NEW

JAM 48-RT_ pendant



48V cylindrical LED luminaire for pendant mounting on Track 48 Evo, Track 48 and Track 48-RT with Jam cylindrical element and omni-directional light distribution, made from frosted glass. Accessories include a decorative cover available in brick red, matt white, matt black, baby blue, concrete grey and corten effect. The JAM glass element can be mounted in different positions within the decorative cover from completely recessed to completely exposed. Lumen maintenance of 100.000 hrs at L80B10.

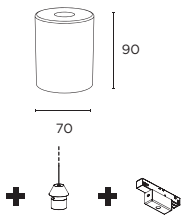
JAM 48-RT_ systems



Product configurator

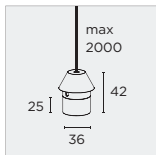
9V00 3S + LED/Cable + Adapter

Code Version



JAM 48-RT

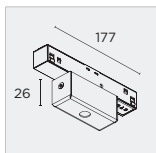
Code	Version		Kg
9V 00	3S	Ø 70 - h 90	0,09



LED/Cable L=2000

LED/Cable

Code	Finish	CRI - CCT
376 50 54 42	6W - tot 7,5W ○ matt white	- 85 - 3000K
		/9527 95 - 2700K
		/9530 95 - 3000K
		/9540 95 - 4000K



Adapter Track 48



Adapter

Code	Control	Finish
711 90	30 ON-OFF	40 ○ white
	65 DALI/PUSH	50 ● black

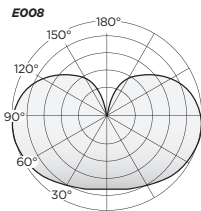
JAM 48-RT_ accessory




Decorative cover

Cover

Code	Finish
376 99 00	1M ● brick red
	42 ○ matt white
	52 ● matt black
	64 ● baby blue
	86 ● corten effect
	92 ● concrete grey



JAM 48-RT

Power	Source consumption	CRI - CCT	Nominal		Deliv. output	Efficacy
6W	6,1W	85 - 3000K	860 lm	E008	552 lm	90 lm/W
		95 - 2700K	680 lm	E008	436 lm	72 lm/W
		95 - 3000K	710 lm	E008	456 lm	75 lm/W
		95 - 4000K	730 lm	E008	469 lm	77 lm/W

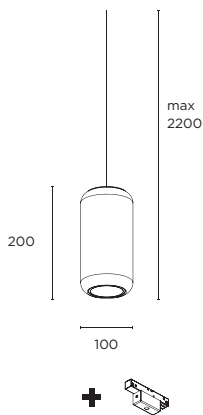
NEW

PINKO 48-RT_pendant



48V cylindrical LED luminaire for pendant mounting on Track 48 Evo, Track 48 and Track 48-RT. Manufactured from aluminium with rounded corners and a deep recessed LED light source. Unique colour combinations can be created for this luminaire with a wide choice of inner bezel and housing finishes. Lumen maintenance of 140.000 hrs at L80B10.

PINKO 48-RT_systems



Product configurator

374 T1 50 + Adapter

Code Power Body finish Ring finish CRI - CCT*

* For the version CRI 85 - 3000K it is not necessary to fill in the field.

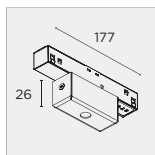
PINKO 48-RT

Code	Power	Body finish	Ring finish	CRI - CCT																										
374 T1	50	6W - tot 7,5W	<table border="0"> <tr> <td>/1M</td> <td>brick red</td> </tr> <tr> <td>/17</td> <td>matt orange</td> </tr> <tr> <td>/22</td> <td>matt green</td> </tr> <tr> <td>/64</td> <td>baby blue</td> </tr> <tr> <td>/BK</td> <td>matt black</td> </tr> <tr> <td>/BZ</td> <td>bronze txt</td> </tr> <tr> <td>/CT</td> <td>copper txt</td> </tr> <tr> <td>/GT</td> <td>gold txt</td> </tr> <tr> <td>/WH</td> <td>matt white</td> </tr> </table>	/1M	brick red	/17	matt orange	/22	matt green	/64	baby blue	/BK	matt black	/BZ	bronze txt	/CT	copper txt	/GT	gold txt	/WH	matt white	<table border="0"> <tr> <td>-</td> <td>85 - 3000K</td> </tr> <tr> <td>/9527</td> <td>95 - 2700K</td> </tr> <tr> <td>/9530</td> <td>95 - 3000K</td> </tr> <tr> <td>/9540</td> <td>95 - 4000K</td> </tr> </table>	-	85 - 3000K	/9527	95 - 2700K	/9530	95 - 3000K	/9540	95 - 4000K
/1M	brick red																													
/17	matt orange																													
/22	matt green																													
/64	baby blue																													
/BK	matt black																													
/BZ	bronze txt																													
/CT	copper txt																													
/GT	gold txt																													
/WH	matt white																													
-	85 - 3000K																													
/9527	95 - 2700K																													
/9530	95 - 3000K																													
/9540	95 - 4000K																													

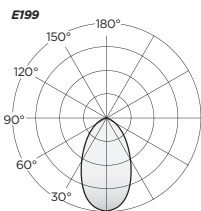


Adapter

Code	Control	Finish
711 90	30 ON-OFF	40 white
	65 DALI/PUSH	50 black



Adapter Track 48

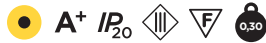


PINKO 48-RT


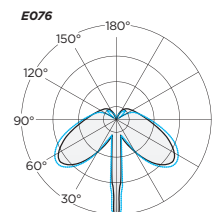
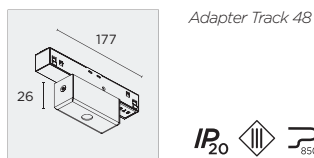
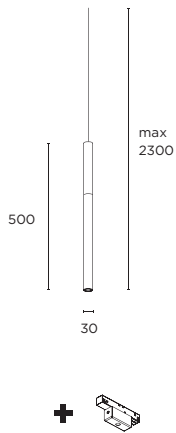
Power	Source consumption	CRI - CCT	Nominal	Deliv. output	Efficacy
6W	6,1W	85 - 3000K	890 lm	E199 534 lm	88 lm/W
		95 - 2700K	705 lm	E199 423 lm	69 lm/W
		95 - 3000K	735 lm	E199 441 lm	72 lm/W
		95 - 4000K	757 lm	E199 454 lm	74 lm/W

NEW

TUBE 48-RT_ pendant



48V cylindrical LED luminaire for pendant mounting on Track 48 Evo, Track 48 and Track 48-RT. Diffuser in frosted glass with transparent edge to show the inside coloured cylinder. Lumen maintenance of 100.000 hrs at L80B10.



Product configurator

333 50 54 + Adapter

Code Finish CRI - CCT*

* For the version CRI 85 - 3000K it is not necessary to fill in the field.

TUBE 48-RT

Code	Power	Finish	CRI - CCT
333 50 54	3,5W - tot 4,5W	10 lacquered red	/8527 85 - 2700K
		17 matt orange	- 85 - 3000K
		20 spring green	/8540 85 - 4000K
		40 glossy white	
		52 matt black	
		70 chrome	
		92 concrete grey	



Adapter

Code	Control	Finish
711 90	30 ON-OFF	40 white
	65 DALI/PUSH	50 black

TUBE 48-RT

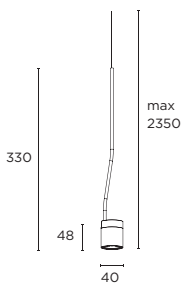
Power	Source consumption	CRI - CCT	Nominal		Deliv. output	Efficacy
3,5W	3,1W	85 - 2700K	289 lm	E076	221 lm	71 lm/W
		85 - 3000K	308 lm	E076	236 lm	76 lm/W
		85 - 4000K	323 lm	E076	247 lm	80 lm/W

PLURIEL 48-RT_ pendant



Pendant to be used with a rear recessed trimless pendant/ceiling Track 48 Evo, Track 48/48-RT system. Aluminum housing available in brick red, matte white, matte black, baby blue or concrete grey. Available with a sanded PMMA (Poly methyl methacrylate) diffuser that can be partially milled for a perfect light diffusion. This part can also be made of aluminium equipped with a colored ring including an optic. Each fixture should be fitted with an ON-OFF or DALI/PUSH adapter. Lumen maintenance of 100.000 hrs at L80B10.

PLURIEL 48-RT_ systems



Product configurator

353 50 50 + Ring - Optic + Adapter

Code Material Power Finish CRI - CCT*

* For the version CRI 85 - 3000K it is not necessary to fill in the field.

PLURIEL 48-RT Aluminum

Code	Material	Power	Finish	CRI - CCT
353	50 aluminum	50 3,5W - tot 4,5W	1M ● brick red	/8527 85 - 2700K
			42 ○ matt white	- 85 - 3000K
			52 ● matt black	/8540 85 - 4000K
			64 ● baby blue	
			92 ● concrete grey	



Ring - Optic

Code	Ring finish	Optics
353 90 50	1M ● brick red	/M Medium 21°
	10 ● lacquered red	/L Large 30°
	17 ● matt orange	/W Wide 59°
	20 ● spring green	
	33 ● corn yellow	
	42 ○ matt white	
	52 ● matt black	
	64 ● baby blue	
	92 ● concrete grey	

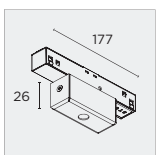


Adapter

Code	Control	Finish
711 90	30 ON-OFF	40 ○ white
	65 DALI/PUSH	50 ● black

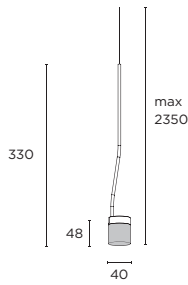


Optics with rings



Adapter Track 48





IP₄₀

Product configurator

353 51 50 + Adapter

Code Material Power Finish CRI - CCT*

* For the version CRI 85 - 3000K it is not necessary to fill in the field.

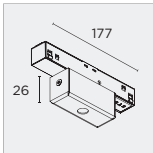
PLURIEL 48-RT Methacrylate

Code	Material	Power	Finish	CRI - CCT
353	51 methacrylate	50 3,5W - tot 4,5W	1M ● brick red	/8527 85 - 2700K
			42 ○ matt white	- 85 - 3000K
			52 ● matt black	/8540 85 - 4000K
			64 ● baby blue	
			92 ● concrete grey	

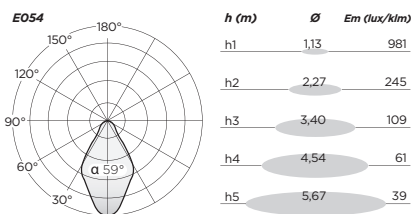
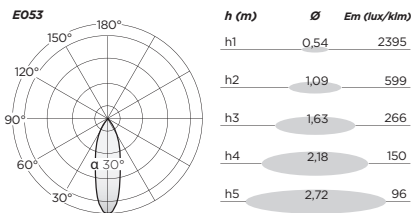
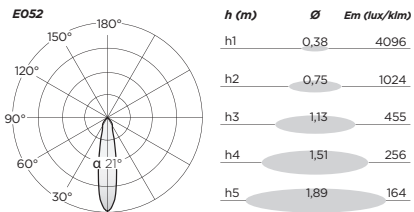


Adapter

Code	Control	Finish
711 90	30 ON-OFF	40 ○ white
	65 DALI/PUSH	50 ● black



Adapter Track 48



PLURIEL 48-RT

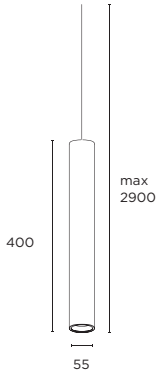

Power	Source consumption	CRI - CCT	Nominal	Optics	Deliv. output	Efficacy
3,5W	4,5W	85 - 2700K	289 lm	Medium 21° E052	186 lm	41 lm/W
				Large 30° E053	184 lm	41 lm/W
				Wide 59° E054	182 lm	40 lm/W
85 - 3000K	308 lm	308 lm	Medium 21° E052	198 lm	44 lm/W	
			Large 30° E053	196 lm	44 lm/W	
			Wide 59° E054	194 lm	43 lm/W	
85 - 4000K	323 lm	323 lm	Medium 21° E052	208 lm	46 lm/W	
			Large 30° E053	205 lm	46 lm/W	
			Wide 59° E054	203 lm	45 lm/W	

GO! 48-RT_ pendant



Pendant for a rear recessed trimless pendant/ceiling Track 48 Evo and Track 48/48-RT system. Aluminium housing with seven shades. Lacquered red or matte black inner decorative rings are provided as a standard. Each fixture should be equipped with ON-OFF or DALI/PUSH. Lumen maintenance of 100.000 hrs at L80B10.

GO! 48-RT_ systems



Product configurator

300 T1 51 + Adapter

Code Power Source Finish CRI - CCT*

* For the version CRI 85 - 3000K it is not necessary to fill in the field.

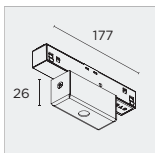
GO! 48-RT

Code	Power	Kg	Source	Finish	CRI - CCT
300	T1	6W - tot 7,5W	0,95	51 LED	1M 85 - 3000K
				10	/9527 95 - 2700K
				40	/9530 95 - 3000K
				52	/9540 95 - 4000K
				64	
				70	
				92	



Adapter

Code	Control	Finish
711 90	30 ON-OFF	40 white
	65 DALI/PUSH	50 black



Adapter Track 48



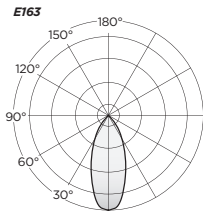
GO! 48-RT_ accessory



Accessory decorative rings to be ordered separately as an alternative to the lacquered red and matt black rings supplied.


Decorative ring

Code	Finish
300 90 00	1M ● brick red
	17 ● matt orange
	20 ● spring green
	33 ● corn yellow
	40 ○ glossy white
	64 ● baby blue
	92 ● concrete grey



h (m)	Ø	Em (lux/klm)
h1	0,74	1668
h2	1,48	417
h3	2,23	185
h4	2,97	104
h5	3,71	67

GO! 48-RT

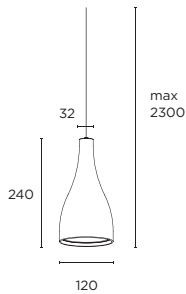
Power	Source consumption	CRI - CCT	Nominal	 Deliv. output	Efficacy
6W	5,9W	85 - 3000K	945 lm	E163 436 lm	74 lm/W
		95 - 2700K	760 lm	E163 351 lm	59 lm/W
		95 - 3000K	800 lm	E163 370 lm	63 lm/W
		95 - 4000K	810 lm	E163 374 lm	63 lm/W

WILLY 48-RT_ pendant



Pendant to be used with a rear recessed trimless pendant/ceiling Track 48 Evo and Track 48/48-RT system. Polished aluminium housing, with external brick red, lacquer red, spring green, wheat yellow, glossy white, matte black, baby blue, concrete grey or with corten finish. Each fixture should be equipped with its colored ring including optic (75° beam) and ON-OFF or DALI / PUSH adapter. Lumen maintenance of 100.000 hrs at L80B10.

WILLY 48-RT_ systems



Product configurator

313 T1 50 + Ring + Adapter

Code Power Source Finish CRI - CCT*

* For the version CRI 85 - 3000K it is not necessary to fill in the field.

WILLY 48-RT

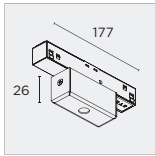
Code	Power	Kg	Source	Finish	CRI - CCT
313	T1	6W - tot 7,5W	0,55	50 LED	1M brick red - 85 - 3000K
				10 lacquered red	/9527 95 - 2700K
				20 spring green	/9530 95 - 3000K
				33 corn yellow	/9540 95 - 4000K
				40 glossy white	
				52 matt black	
				64 baby blue	
				85 corten	
				92 concrete grey	



Rings with optics included

Ring

Code	Ring finish	75°
313 92 00	1M brick red	
	10 lacquered red	
	20 spring green	
	33 corn yellow	
	40 glossy white	
	52 matt black	
	64 baby blue	
	92 concrete grey	

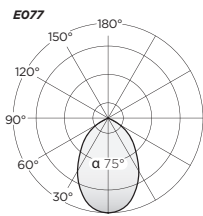


Adapter Track 48



Adapter

Code	Control	Finish
711 90	30 ON-OFF	40 ○ white
	65 DALI/PUSH	50 ● black



h (m)	Ø	Em (lux/klm)
h1	1,54	657
h2	3,08	164
h3	4,62	73
h4	6,16	41
h5	7,70	26

WILLY 48-RT

Power	Source consumption	CRI - CCT	Nominal	Optics		Deliv. output	Efficacy
6W	7,5W	85 - 3000K	945 lm	Large	75°	E077 669 lm	113 lm/W
		95 - 2700K	760 lm	Large	75°	E077 538 lm	91 lm/W
		95 - 3000K	800 lm	Large	75°	E077 566 lm	96 lm/W
		95 - 4000K	810 lm	Large	75°	E077 573 lm	97 lm/W

NEW

UNITRACK

UNITRACK_systems



UNITRACK

***this fixture has six conductors_
for suspension or surface-mounted fixtures_***

Unitrack is a complete portfolio of track mounting systems and accessories and has six conductors instead of four, which allows clients to use only one track for both dimmable and non-dimmable installations. Stand-

ard lengths include 1000mm, 2000mm and 3000mm. Custom lengths are available upon request. Whether the lighting designer chooses to use DALI, Bluetooth, or no controls at all, every design is possible with the Unitrack


portfolio. Easy light management via a smart phone app is possible when using the Bluetooth control accessory in combination with DALI luminaires. This enables lighting control, scene setting, timers, scheduling and more.

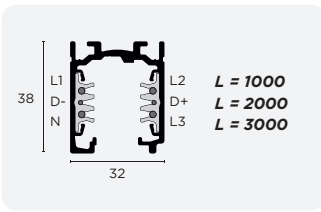
BLUETOOTH®
smartphone controlled DALY system_
up to 64 devices on a single circuit _

DALI to Bluetooth translator for lighting control using a smart phone app. For use with UNITRACK and luminaires fitted with DALI drivers. Using the Bluetooth accessory,

lighting control can be managed for a group of up to 64 luminaries. Capabilities include lighting control, scene setting, grouping, setting of alarms and timers, diagnostic and

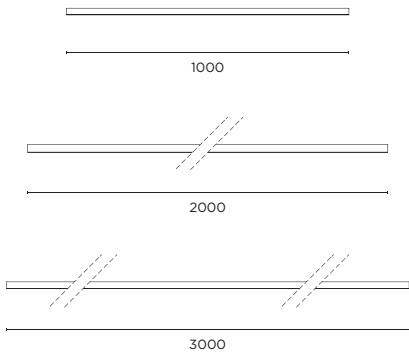
other features. The inherent technology of the Bluetooth module is based on Casambi technology and is available for use with either the Casambi or Stucchi app (standard).





IP₂₀ ON-OFF DALI

UNITRACK_systems



Product configurator

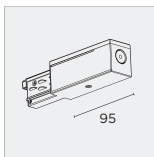
713 90

Code **Lenght** **Finish**

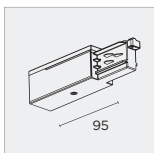
UNITRACK

Code	Lenght	Kg	Finish
713 90	01 1000	0,85	40 ○ white
	02 2000	1,70	50 ● black
	03 3000	2,55	90 ● anodized grey

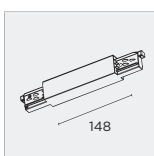
drivers_



RIGHT feeder.



LEFT feeder.



Straight connector with feeder.

Right feeder

Code	Finish
713 90 04	40 ○ white
	50 ● black
	90 ● grey

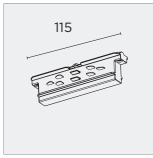
Left feeder

Code	Finish
713 90 05	40 ○ white
	50 ● black
	90 ● grey

Linear feder

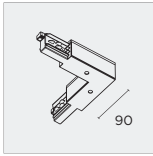
Code	Finish
713 90 15	40 ○ white
	50 ● black
	90 ● grey

connectors_



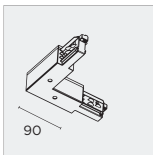
Concealed connector without feeder.

0,05



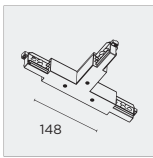
LEFT "L" connector.

0,17



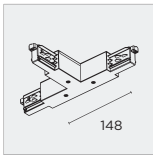
RIGHT "L" connector.

0,17



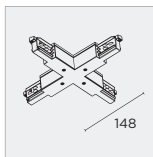
RIGHT "T" connector.

0,25



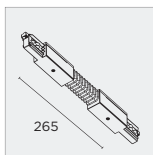
LEFT "T" connector.

0,25



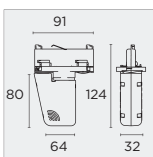
"X" connector.

0,35



Flexible connector.

0,26



Adapeter bluetooth.

0,05

Connector

Code	Finish
713 90 08	40 <input type="radio"/> white
	50 <input checked="" type="radio"/> black
	90 <input type="radio"/> grey

Connector

Code	Finish
713 90 09	40 <input type="radio"/> white
	50 <input checked="" type="radio"/> black
	90 <input type="radio"/> grey

Connector

Code	Finish
713 90 10	40 <input type="radio"/> white
	50 <input checked="" type="radio"/> black
	90 <input type="radio"/> grey

Connector

Code	Finish
713 90 11	40 <input type="radio"/> white
	50 <input checked="" type="radio"/> black
	90 <input type="radio"/> grey

Connector

Code	Finish
713 90 12	40 <input type="radio"/> white
	50 <input checked="" type="radio"/> black
	90 <input type="radio"/> grey

Connector

Code	Finish
713 90 13	40 <input type="radio"/> white
	50 <input checked="" type="radio"/> black
	90 <input type="radio"/> grey

Flexible connector

Code	Finish
713 90 14	40 <input type="radio"/> white
	50 <input checked="" type="radio"/> black
	90 <input type="radio"/> grey

Adapter bluetooth

Code	Finish
713 90 24	40 <input type="radio"/> white
	50 <input checked="" type="radio"/> black

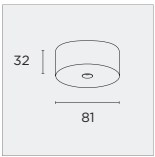
mounting systems_



Ceiling bracket.



Wire hanger.



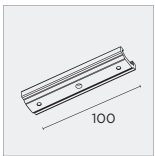
Ceiling canopy.



accessories_



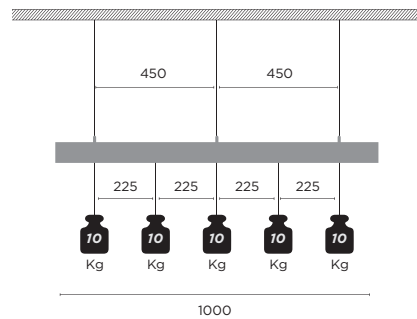
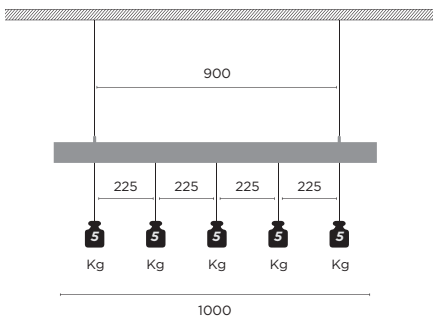
End cap side.



Mechanical coupler.



weight capacity_



Bracket

Code	Finish
713 90 07 00	aluminum

Wire

Code	Lenght	Finish
713 90 16	max 1500	40 ○ white 50 ● black 90 ● grey

Canopy

Code	Finish
9R0 00 02	42 ○ white 52 ● black 91 ● grey

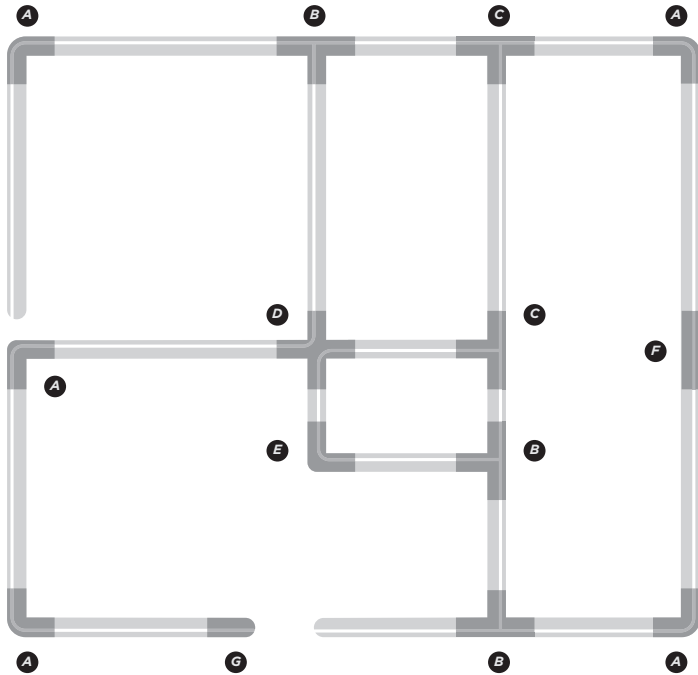
End cap side

Code	Finish
713 90 06	40 ○ white 50 ● black 90 ● grey

Coupler

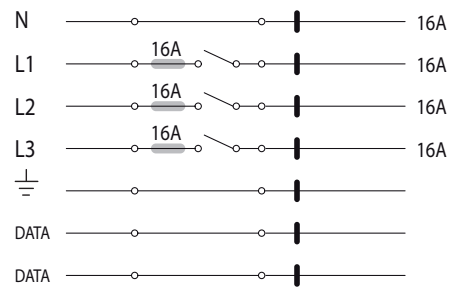
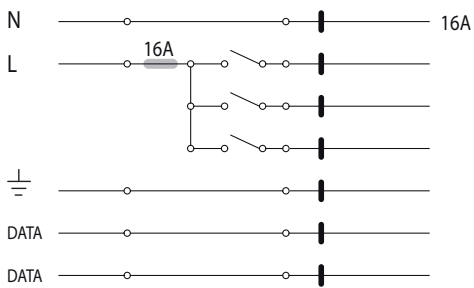
Code	Finish
713 90 17 00	aluminum

example of composition_



- A** LEFT "L" connector
- B** LEFT "T" connector
- C** RIGHT "T" connector
- D** "X" connector
- E** RIGHT "L" connector
- F** Straight connector
- G** RIGHT feeder

power grid connection_



INDEX_ projectors



NEW **R2**
382



M2
390



M3
396



M4
402



BILUX
408



CR-1
412



ZEN COMPACT
418



ZEN
424



NIO
430



PLURIEL
436



TRATTO
442



LED RUNNER
444



MUSEO MICRO
452



MUSEO MINI
456



MUSEO SMALL
462



MUSEO COMPACT
468



MUSEO
474



R2

unique 3-piece die-cast construction_ design including a passing ventilation chamber_

Innovative LED spotlight design including a passive ventilation chamber that allows for a substantial reduction in operating temperature and therefore a reduction in luminaire size, with a lumen output of up to 4200lm (nom.). Unique 3-piece die-cast construction and driver as part of the track adapter make this a truly discreet approach to track lighting. Available in nominal 12W (1735lm),

18W (2340lm), 25W (3565lm) and 31W (4200lm) in 2700K, 3000K and 4000K in CRI95 and 3000K in CRI85. Lumen maintenance of 100000 hrs at L80B10. The optical assembly for the 12W and 18W version includes a PMMA lens, available in three beam angles: Spot, Medium and Wide. The 25W and 31W version are fitted with a highly efficient aluminium reflector and holder made

from ULTEM, a specific plastic material that can withstand high temperatures. Reflector beam angles include Spot, Medium and Wide. An optional coloured ring made from translucent PMMA can be added to the optics assembly. This ring can be fitted in two positions: Completely inside the projector body or half-way outside of the body, so the light catches the translucent coloured ring.

INFO

Power

12/18/25/31W

Source

COB LED

Colour and Colour Temperature

CRI 85 - 3000K / CRI 95 - 2700K
CRI 95 - 3000K / CRI 95 - 4000K

Built to last

Lumen maintenance of 100000 hrs at L80B10.

Control

ON-OFF / DALI

Body finish

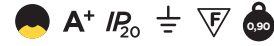
○ ● ●

Hole/arm finish

○ ● ● ● ● ●

Adapter finish

○ ●



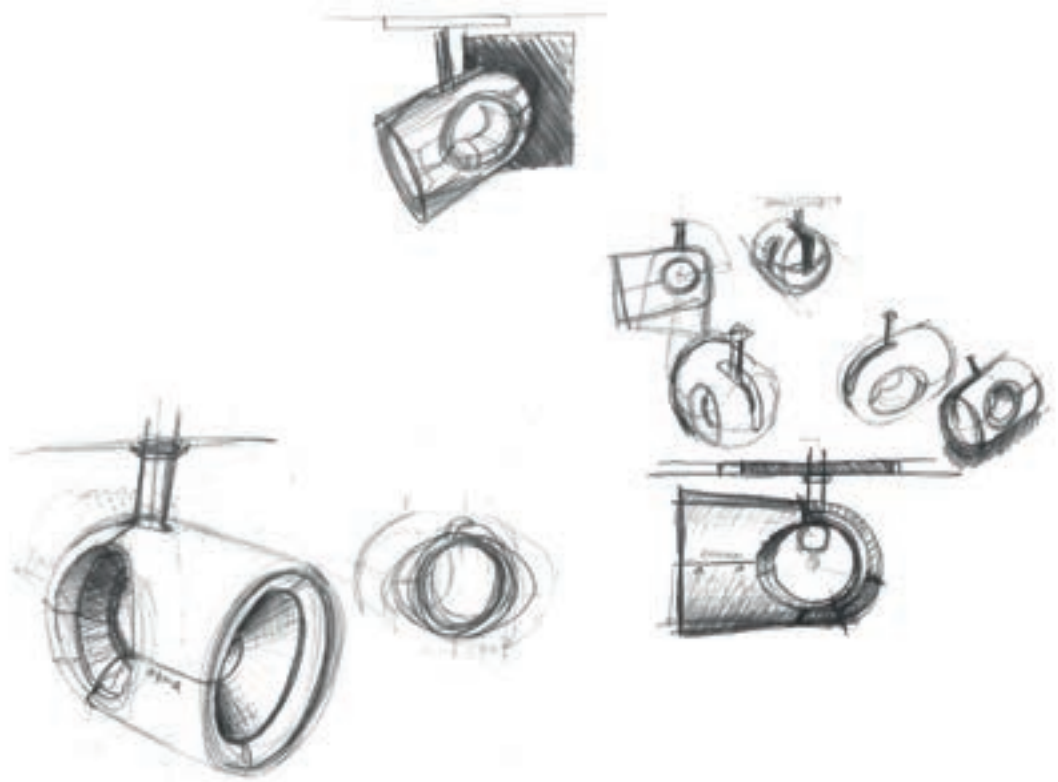
Spot



Medium

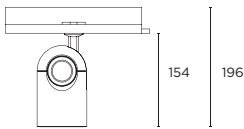
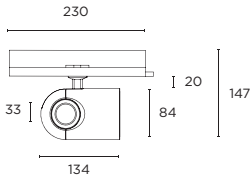
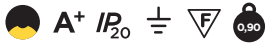


Wide



Ingress protection of IP20. Class I luminaire fitted with ON-OFF or DALI track adapter available in black and white. This projector offers a unique freedom of combining colours by choosing finish options for the luminaire body, ventilation chamber and arm, track adaptor and coloured ring. Housing finishes include matt white textured, matt black textured and concrete grey while ven-

tilation chamber and arm finishes include an additional ocean blue, matt orange and matt green (powder coated). Coloured rings made from PMMA are available in translucent orange, ocean blue, green or antiglare matt black. Other accessories include a honeycomb louvre, satin diffuser and new ZOOM optical accessory, for beam adjustment between 9° and 26°.



Product configurator

615

Code **Control** **Power** **Body finish** **Hole/arm finish**

+ **Optic**

Adapter finish **CRI - CCT***

* For the version CRI 85 - 3000K it is not necessary to fill in the field.

R2

Code	Kg	Control	Power	Body finish
615	0,90	E0 ON-OFF	50 12W	BT ● black txt
		EE DALI	51 18W	CG ● concrete grey
			52 25W	WT ○ white txt
			53 31W	

Hole/arm finish	Adapter finish	CRI - CCT
/17 ● matt orange	/42 ○ matt white	- 85 - 3000K
/22 ● matt green	/52 ● matt black	/9527 95 - 2700K
/6T ● ocean blue		/9530 95 - 3000K
/BT ● black txt		/9540 95 - 4000K
/CG ● concrete grey		
/WT ○ white txt		

+



Optics - PMMA

**Optic R2 12/18W**

Code	Version	Optics	
9Q3 20	12/18W	/S	Spot 12°
		/M	Medium 35°
		/W	Wide 55°

/



Optics - Aluminum

**Optic R2 25/31W**

Code	Version	Optics	
9Q3 21	25/31W	/S	Spot 21°
		/M	Medium 36°
		/W	Wide 56°

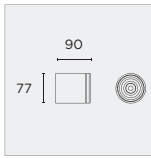
R2_ accessories

Decorative ring in colored PMMA. The colored versions are translucent, the black version is opaque.

Ring

Code	Finish
615 90 00	T0 <input type="radio"/> neutral
	T1 <input type="radio"/> orange
	T2 <input type="radio"/> green
	T6 <input type="radio"/> ocean blue
	52 <input type="radio"/> black

R2_accessories



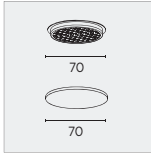
The optical zoom is an accessory with which you can continuously adjust the beam from 9° to 26°.

Optic assembly and its coloured ring should not be ordered with this accessory.

Zoom

Code

9Q 319 52



The honeycomb louvre is an accessory used for the anti-glare effect. It reduces the luminous flux by 20%.

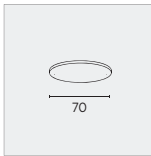
The honeycomb louvre needs to be ordered together with the decorative ring.



Honeycomb louvre

Code

9G 037



The satin diffuser increases the diffusion of the luminous flux by widening and softening the beam of light.

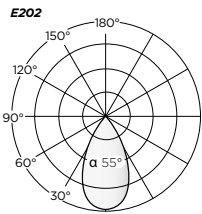
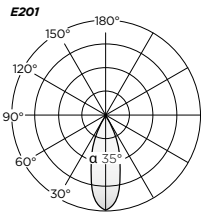
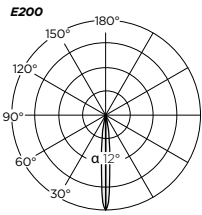
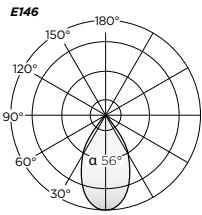
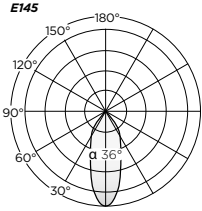
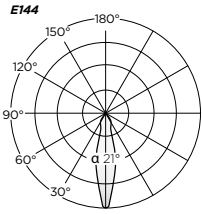
The diffuser needs to be ordered together with the decorative ring.




Satin diffuser

Code

9G 038



R2

Power	Source consumption	CRI - CCT	Nominal	Optics		Deliv. output	Efficacy
12W	12,3W	85 - 3000K	1735 lm	Spot 12°	E200	1110 lm	90 lm/W
				Medium 35°	E201	1319 lm	107 lm/W
				Wide 55°	E202	1475 lm	120 lm/W
		95 - 2700K	1335 lm	Spot 12°	E200	854 lm	69 lm/W
				Medium 35°	E201	1015 lm	82 lm/W
				Wide 55°	E202	1135 lm	92 lm/W
		95 - 3000K	1405 lm	Spot 12°	E200	899 lm	73 lm/W
				Medium 35°	E201	1068 lm	87 lm/W
				Wide 55°	E202	1194 lm	97 lm/W
95 - 4000K	1525 lm	Spot 12°	E200	976 lm	79 lm/W		
		Medium 35°	E201	1159 lm	94 lm/W		
		Wide 55°	E202	1296 lm	105 lm/W		
18W	18,1W	85 - 3000K	2340 lm	Spot 12°	E200	1498 lm	83 lm/W
				Medium 35°	E201	1778 lm	98 lm/W
				Wide 55°	E202	1989 lm	110 lm/W
		95 - 2700K	1800 lm	Spot 12°	E200	1152 lm	64 lm/W
				Medium 35°	E201	1368 lm	76 lm/W
				Wide 55°	E202	1530 lm	85 lm/W
		95 - 3000K	1900 lm	Spot 12°	E200	1216 lm	67 lm/W
				Medium 35°	E201	1444 lm	80 lm/W
				Wide 55°	E202	1615 lm	89 lm/W
95 - 4000K	2055 lm	Spot 12°	E200	1315 lm	73 lm/W		
		Medium 35°	E201	1562 lm	86 lm/W		
		Wide 55°	E202	1747 lm	97 lm/W		
25W	24,6W	85 - 3000K	3743 lm	Spot 21°	E144	2957 lm	120 lm/W
				Medium 36°	E145	2920 lm	119 lm/W
				Wide 56°	E146	2882 lm	117 lm/W
		95 - 2700K	3082 lm	Spot 21°	E144	2435 lm	99 lm/W
				Medium 36°	E145	2404 lm	98 lm/W
				Wide 56°	E146	2373 lm	96 lm/W
		95 - 3000K	3203 lm	Spot 21°	E144	2530 lm	103 lm/W
				Medium 36°	E145	2498 lm	102 lm/W
				Wide 56°	E146	2466 lm	100 lm/W
95 - 4000K	3255 lm	Spot 21°	E144	2571 lm	105 lm/W		
		Medium 36°	E145	2539 lm	103 lm/W		
		Wide 56°	E146	2506 lm	102 lm/W		
31W	30,4W	85 - 3000K	4410 lm	Spot 21°	E144	3484 lm	115 lm/W
				Medium 36°	E145	3440 lm	113 lm/W
				Wide 56°	E146	3396 lm	112 lm/W
		95 - 2700K	3633 lm	Spot 21°	E144	2870 lm	94 lm/W
				Medium 36°	E145	2834 lm	93 lm/W
				Wide 56°	E146	2797 lm	92 lm/W
		95 - 3000K	3780 lm	Spot 21°	E144	2986 lm	98 lm/W
				Medium 36°	E145	2948 lm	97 lm/W
				Wide 56°	E146	2911 lm	96 lm/W
95 - 4000K	3838 lm	Spot 21°	E144	3032 lm	100 lm/W		
		Medium 36°	E145	2993 lm	98 lm/W		
		Wide 56°	E146	2955 lm	97 lm/W		

M FAMILY

M FAMILY_ projectors

M4
26/40/53W
SPOT - MEDIUM - WIDE





M3
13/18/26W
SPOT - MEDIUM - WIDE

M2
9/13W
SPOT - MEDIUM - LARGE

M2

M2_ projectors



M2

***jointed mobile head_
high efficiency COB LED source_***

Compact LED Projector for Unitrack manufactured from die-cast aluminium and fitted with three-way track adapter. Finishes include matt white, matt black and concrete grey. 350° horizontal and

100° vertical adjustment. Maximum stability in pointing due to the perfect balance and the locking screw. Each fixture needs to be completed with a mirror-painted polycarbonate reflective

optic including decorative ring. Accessories include a narrow optics attachment, honeycomb louvre, satin diffuser, ceiling adapter and recessed adapter. Ingress protection of IP20.

INFO

Power

9/13W

Source

COB LED

Built to last

Lumen maintenance of 100000 hrs at L80B10.

Colour and Colour Temperature

CRI 85 - 3000K / CRI 95 - 2700K
CRI 95 - 3000K / CRI 95 - 4000K

Control

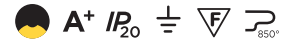
ON-OFF

Body finish

○ ● ●

Ring finish

● ● ● ● ● ● ●




Spot



Medium

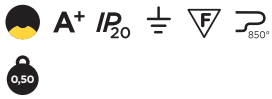


Large

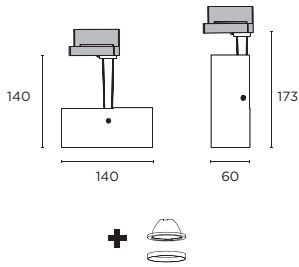


Private home - Helsinki | Finland
Lighting designer: DECOlight OY - Interior design and photo: Elisa Manninen

M2



M2_projectors



Product configurator

610 + Ring - Optics

Code Control Power Finish CRI - CCT*

* For the version CRI 85 - 3000K it is not necessary to fill in the field.

M2

Code	Kg	Control	Power	Finish	CRI - CCT
610	0,50	E0 ON-OFF	50 9W	42 ○ matt white	- 85 - 3000K
			51 13W	52 ● matt black	/9527 95 - 2700K
				92 ● concrete grey	/9530 95 - 3000K
					/9540 95 - 4000K

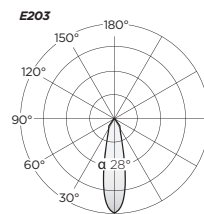
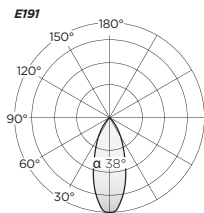
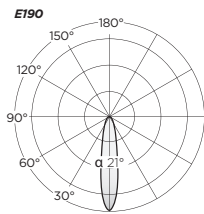
+

Ring - Optics


Code	Ring finish	Optics
610 90 50	10 ● lacquered red	/S Spot 21°
	17 ● matt orange	/M Medium 28°
	20 ● spring green	/L Large 38°
	33 ● corn yellow	
	42 ○ matt white	
	52 ● matt black	
	92 ● concrete grey	



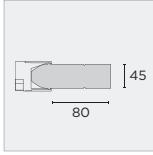
Optics with rings



M2

Power	Source consumption	CRI - CCT	Nominal	Optics		Deliv. output	Efficacy	
9W	8,5W	85 - 3000K	1271 lm	Spot 21°	E190	1123 lm	132 lm/W	
				Medium 28°	E203	1125 lm	132 lm/W	
				Large 38°	E191	1128 lm	133 lm/W	
			95 - 2700K	979 lm	Spot 21°	E190	865 lm	102 lm/W
					Medium 28°	E203	866 lm	102 lm/W
					Large 38°	E191	869 lm	102 lm/W
			95 - 3000K	1030 lm	Spot 21°	E190	910 lm	107 lm/W
					Medium 28°	E203	912 lm	107 lm/W
					Large 38°	E191	914 lm	109 lm/W
95 - 4000K	1115 lm	Spot 21°	E190	985 lm	116 lm/W			
		Medium 28°	E203	987 lm	116 lm/W			
		Large 38°	E191	990 lm	116 lm/W			
13W	12,3W	85 - 3000K	1736 lm	Spot 21°	E190	1534 lm	125 lm/W	
				Medium 28°	E203	1536 lm	125 lm/W	
				Large 38°	E191	1541 lm	125 lm/W	
			95 - 2700K	1337 lm	Spot 21°	E190	1181 lm	96 lm/W
					Medium 28°	E203	1183 lm	96 lm/W
					Large 38°	E191	1187 lm	96 lm/W
			95 - 3000K	1407 lm	Spot 21°	E190	1243 lm	101 lm/W
					Medium 28°	E203	1245 lm	101 lm/W
					Large 38°	E191	1249 lm	102 lm/W
95 - 4000K	1523 lm	Spot 21°	E190	1346 lm	109 lm/W			
		Medium 28°	E203	1349 lm	110 lm/W			
		Large 38°	E191	1353 lm	110 lm/W			

M2_ accessories



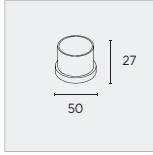
With the Narrow optic it is possible to obtain a 10° narrow beam.

Optic assembly and its coloured ring should not be ordered with this accessory.

Narrow Optic

Code

9Q 312 52

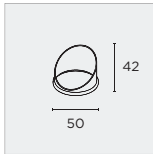


Thanks to this accessory it is possible to obtain a narrow and sharp beam, with a greater contrast between the illuminated and non-illuminated area.

Cut-Off

Code

9G 040

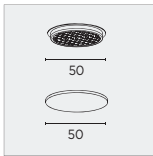


Thanks to this accessory it is possible to obtain an asymmetrically narrower and sharper beam with a greater contrast between the illuminated and non-illuminated area.

Visor

Code

9G 039



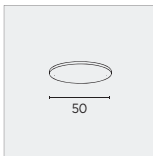
The honeycomb grid is an accessory used for the anti-glare effect. It reduces the luminous flux by 20%.



Honeycomb louvre

Code

9G 025



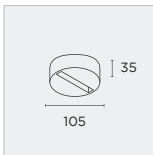
The satin diffuser increases the diffusion of the luminous flux by widening and softening the beam of light.



Satin diffuser

Code

9G 026



Polycarbonate adaptor for surface-mounted installations, ON-OFF and dimmable DALI.



Ceiling adaptor

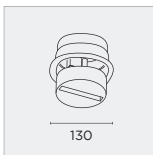
Code

Finish

713 90 18 ON-OFF/DALI 40 ○ white

50 ● black

90 ● grey



Polycarbonate adaptor for recessed installation, ON-OFF and dimmable DALI.



Recessed adaptor

Code

Finish

713 90 19 ON-OFF/DALI 40 ○ white

50 ● black

90 ● grey



M3



M3

***jointed mobile head_
high efficiency COB LED source_***

LED Projector for Unitrack manufactured from die-cast aluminium and fitted with three-way track adapter. Finishes include matt white, matt black and concrete grey. 350° horizontal and 100° vertical adjust-

ment. Maximum stability in pointing due to the perfect balance and the locking screw. Each fixture needs to be completed with a mirror-painted polycarbonate reflective optic including decorative ring. Available beam

angles include Spot, Medium, and Wide. The decorative ring is available in seven finish options. Accessories include a narrow optics attachment, honeycomb louvre, satin diffuser, ceiling adapter and recessed adapter.

INFO

Power

13/18/26W

Source

COB LED

Built to last

Lumen maintenance of 100.000 hrs at L80B10.

Colour and Colour Temperature

CRI 85 - 3000K / CRI 95 - 2700K
CRI 95 - 3000K / CRI 95 - 4000K

Control

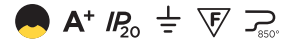
ON-OFF / DALI / 1-10V / PHASE C.

Body finish

○ ● ●

Ring finish

● ● ● ● ● ● ●



Spot



Medium

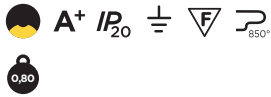


Wide

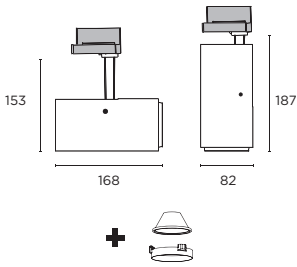


The Birdwood - Christchurch | New Zealand
Lighting design: Mark Jansen, Energylight & Nic Curragh, Objects Ltd - Photography: Sarah Rowlands

M3



M3_ projectors



Product configurator

611 + Ring - Optics

Code Control Power Finish CRI - CCT*

* For the version CRI 85 - 3000K it is not necessary to fill in the field.

M3 13/18W

Code	Kg	Control	Power	Finish	CRI - CCT
611	0,80	E0 ON-OFF	50 13W	42 ○ matt white	- 85 - 3000K
		EB 1-10V	51 18W	52 ● matt black	/9527 95 - 2700K
		EE DALI		92 ● concrete grey	/9530 95 - 3000K
		EL PHASE CUT			/9540 95 - 4000K

M3 26W

Code	Kg	Control	Power	Finish	CRI - CCT
611	0,80	E0 ON-OFF	52 26W	42 ○ matt white	- 85 - 3000K
		EB 1-10V		52 ● matt black	/9527 95 - 2700K
		EE DALI		92 ● concrete grey	/9530 95 - 3000K
					/9540 95 - 4000K

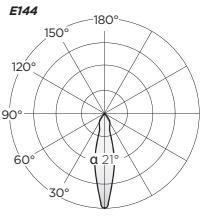
+

Ring - Optics

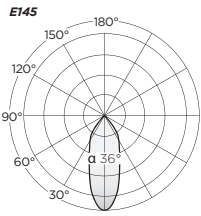
Code	Ring finish	Optics
611 90 50	10 ● lacquered red	/S Spot 21°
	17 ● matt orange	/M Medium 36°
	20 ● spring green	/W Wide 56°
	33 ● corn yellow	
	42 ○ matt white	
	52 ● matt black	
	92 ● concrete grey	



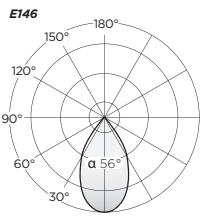
Optics with rings



<i>h</i> (m)	\varnothing	<i>Em</i> (lux/klm)
h1	0,38	4032
h2	0,75	1008
h3	1,13	448
h4	1,50	252
h5	1,88	161




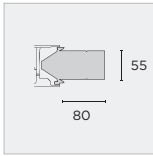
<i>h</i> (m)	\varnothing	<i>Em</i> (lux/klm)
h1	0,65	1881
h2	1,30	470
h3	1,96	209
h4	2,61	118
h5	3,26	75



<i>h</i> (m)	\varnothing	<i>Em</i> (lux/klm)
h1	1,07	1298
h2	2,14	324
h3	3,21	144
h4	4,28	81
h5	5,35	52

M3

Power	Source consumption	CRI - CCT	Nominal	Optics		Deliv. output	Efficacy	
13W	11,8W	85 - 3000K	2013 lm	Spot 21°	E144	1420 lm	120 lm/W	
				Medium 36°	E145	1349 lm	114 lm/W	
				Wide 56°	E146	1348 lm	114 lm/W	
			95 - 2700K	1661 lm	Spot 21°	E144	1171 lm	99 lm/W
					Medium 36°	E145	1113 lm	94 lm/W
					Wide 56°	E146	1112 lm	94 lm/W
			95 - 3000K	1723 lm	Spot 21°	E144	1215 lm	103 lm/W
					Medium 36°	E145	1155 lm	98 lm/W
					Wide 56°	E146	1154 lm	98 lm/W
18W	17,4W	85 - 3000K	2795 lm	Spot 21°	E144	2040 lm	117 lm/W	
				Medium 36°	E145	1937 lm	111 lm/W	
				Wide 56°	E146	1871 lm	108 lm/W	
			95 - 2700K	2303 lm	Spot 21°	E144	1681 lm	97 lm/W
					Medium 36°	E145	1597 lm	92 lm/W
					Wide 56°	E146	1596 lm	92 lm/W
			95 - 3000K	2396 lm	Spot 21°	E144	1749 lm	101 lm/W
					Medium 36°	E145	1661 lm	95 lm/W
					Wide 56°	E146	1660 lm	95 lm/W
95 - 4000K	2432 lm	Spot 21°	E144	1776 lm	102 lm/W			
		Medium 36°	E145	1686 lm	97 lm/W			
		Wide 56°	E146	1685 lm	97 lm/W			
26W	24,6W	85 - 3000K	3856 lm	Spot 21°	E144	2829 lm	115 lm/W	
				Medium 36°	E145	2688 lm	109 lm/W	
				Wide 56°	E146	2685 lm	109 lm/W	
			95 - 2700K	3095 lm	Spot 21°	E144	2270 lm	95 lm/W
					Medium 36°	E145	2157 lm	90 lm/W
					Wide 56°	E146	2155 lm	90 lm/W
			95 - 3000K	3219 lm	Spot 21°	E144	2361 lm	99 lm/W
					Medium 36°	E145	2243 lm	94 lm/W
					Wide 56°	E146	2241 lm	94 lm/W
95 - 4000K	3265 lm	Spot 21°	E144	2396 lm	100 lm/W			
		Medium 36°	E145	2276 lm	95 lm/W			
		Wide 56°	E146	2274 lm	95 lm/W			



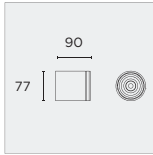
With the Narrow optic it is possible to obtain a 10° narrow beam.

Optic assembly and its coloured ring should not be ordered with this accessory.

Narrow Optic

Code

9Q 312 52



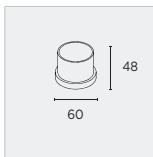
The optical zoom is an accessory with which you can continuously adjust the beam from 9° to 26°.

Optic assembly and its coloured ring should not be ordered with this accessory.

Zoom

Code

9Q 319 52

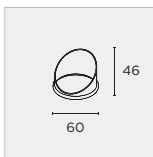


Thanks to this accessory it is possible to obtain a narrow and sharp beam, with a greater contrast between the illuminated and non-illuminated area.

Cut-Off

Code

9G 042

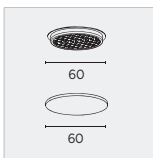


Thanks to this accessory it is possible to obtain an asymmetrically narrower and sharper beam with a greater contrast between the illuminated and non-illuminated area.

Visor

Code

9G 041



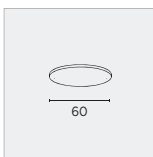
The honeycomb grid is an accessory used for the anti-glare effect. It reduces the luminous flux by 20%.



Honeycomb louvre

Code

9G 027



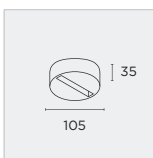
The satin diffuser increases the diffusion of the luminous flux by widening and softening the beam of light.



Satin diffuser

Code

9G 028



Polycarbonate adapter for surface-mounted installations, ON-OFF and dimmable DALI.



Ceiling adaptor

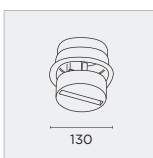
Code

Finish

713 90 18 ON-OFF/DALI **40** ○ white

50 ● black

90 ● grey



Polycarbonate adapter for recessed installation, ON-OFF and dimmable DALI.



Recessed adaptor

Code

Finish

713 90 19 ON-OFF/DALI **40** ○ white

50 ● black

90 ● grey



*Bang & Olufsen - Helsinki | Finland
Project: DECFlight OY - Photo: Joonas Puhakka*

M4



*Bvono 1926 - Matera | Italy
Project: Studio Alessandro Fontana - Photo: Pierangelo Laterza*

M4

***jointed mobile head_
high efficiency COB LED source_***

LED Projector for Unitrack manufactured from die-cast aluminium and fitted with three-way track adapter. Finishes include matt white, matt black and concrete grey. 350° horizontal and 100° vertical adjustment. Maximum stability

in pointing due to the perfect balance and the locking screw. Each fixture needs to be completed with a mirror-painted polycarbonate reflective optic including decorative ring. Available beam angles include Spot, Medium, and Wide. The

decorative ring is available in seven finish options. Accessories include narrow optics attachment, shaper, cut-off, honeycomb louvre, satin diffuser, ceiling adapter and recessed adapter. Ingress protection of IP20.

INFO

Power

26/40/53W

Source

COB LED

Built to last

Lumen maintenance of 100.000 hrs at L80B10.

Colour and Colour Temperature

CRI 85 - 3000K / CRI 95 - 2700K
CRI 95 - 3000K / CRI 95 - 4000K

Control

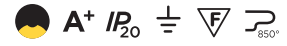
ON-OFF / DALI / 1-10V

Body finish

○ ● ●

Ring finish

● ● ● ● ● ● ●



Spot



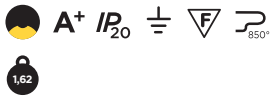
Medium



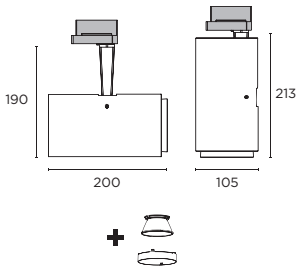
Wide



M4



M4_projectors



Product configurator

606 + Ring - Optics

Code Control Power Finish CRI - CCT*

* For the version CRI 85 - 3000K it is not necessary to fill in the field.

M4

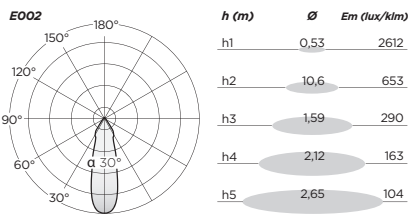
Code	Kg	Control	Power	Finish	CRI - CCT
606	1,62	E0 ON-OFF	50 26W	42 ○ matt white	- 85 - 3000K
		EB 1-10V	52 40W	52 ● matt black	/9527 95 - 2700K
		EE DALI	53 53W	92 ● concrete grey	/9530 95 - 3000K
					/9540 95 - 4000K



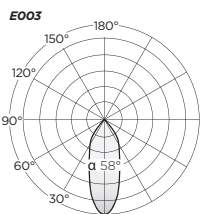
Optics with rings

Ring - Optics

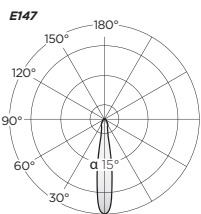
Code	Ring finish	Optics	26W	40W	53W
602 90 50	10 ● lacquered red	/S Spot	15°	20°	26°
	17 ● matt orange	/M Medium	30°	28°	38°
	20 ● spring green	/W Wide	58°	60°	57°
	33 ● corn yellow				
	42 ○ matt white				
	52 ● matt black				
	92 ● concrete grey				



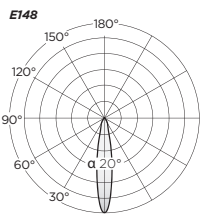
h (m)	Ø	Em (lux/klm)
h1	0,53	2612
h2	10,6	653
h3	1,59	290
h4	2,12	163
h5	2,65	104



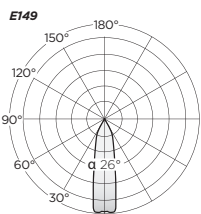
h (m)	Ø	Em (lux/klm)
h1	1,10	1176
h2	2,20	294
h3	3,30	131
h4	4,39	73
h5	5,49	47



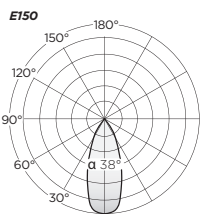
h (m)	Ø	Em (lux/klm)
h1	0,27	6423
h2	0,54	1606
h3	0,81	714
h4	1,08	401
h5	1,35	257



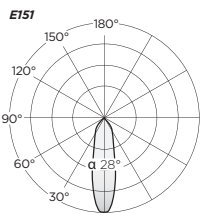
h (m)	Ø	Em (lux/klm)
h1	0,27	6423
h2	0,54	1606
h3	0,81	714
h4	1,08	401
h5	1,35	257



h (m)	Ø	Em (lux/klm)
h1	0,47	2923
h2	0,93	731
h3	1,40	325
h4	1,86	183
h5	2,33	117



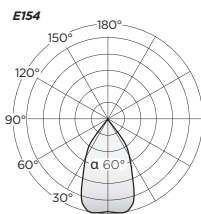
h (m)	Ø	Em (lux/klm)
h1	0,88	1176
h2	2,20	294
h3	3,30	131
h4	4,39	73
h5	5,49	47



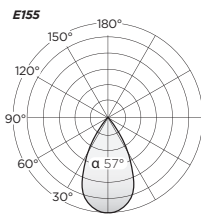
h (m)	Ø	Em (lux/klm)
h1	0,69	1940
h2	1,38	485
h3	2,08	216
h4	2,77	121
h5	3,46	78

M4

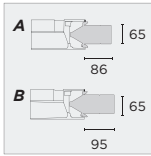
Power	Source consumption	CRI - CCT	Nominal	Optics	Deliv. output	Efficacy				
26W	24,8W	85 - 3000K	3804 lm	Spot 15°	E147 2675 lm	108 lm/W				
				Medium 30°	E002 2634 lm	106 lm/W				
				Wide 58°	E003 2628 lm	106 lm/W				
				95 - 2700K	Spot 15°	E147 2220 lm	92 lm/W			
					Medium 30°	E002 2186 lm	91 lm/W			
					Wide 58°	E003 2181 lm	90 lm/W			
				95 - 3000K	Spot 15°	E147 2307 lm	96 lm/W			
					Medium 30°	E002 2272 lm	94 lm/W			
					Wide 58°	E003 2267 lm	94 lm/W			
				95 - 4000K	Spot 15°	E147 2344 lm	97 lm/W			
					Medium 30°	E002 2308 lm	96 lm/W			
					Wide 58°	E003 2303 lm	96 lm/W			
				40W	35,9W	85 - 3000K	5822 lm	Spot 20°	E148 3993 lm	111 lm/W
								Medium 28°	E151 3980 lm	111 lm/W
								Wide 60°	E154 3955 lm	110 lm/W
95 - 2700K	Spot 20°	E148 3290 lm	92 lm/W							
	Medium 28°	E151 3279 lm	91 lm/W							
	Wide 60°	E154 3259 lm	91 lm/W							
95 - 3000K	Spot 20°	E148 3422 lm	95 lm/W							
	Medium 28°	E151 3410 lm	95 lm/W							
	Wide 60°	E154 3389 lm	94 lm/W							
95 - 4000K	Spot 20°	E148 3475 lm	97 lm/W							
	Medium 28°	E151 3463 lm	96 lm/W							
	Wide 60°	E154 3442 lm	96 lm/W							
53W	49,2W	85 - 3000K	7555 lm					Spot 26°	E149 5377 lm	109 lm/W
								Medium 38°	E150 5344 lm	109 lm/W
								Wide 57°	E155 5333 lm	108 lm/W
				95 - 2700K	Spot 26°	E149 4427 lm	90 lm/W			
					Medium 38°	E150 4400 lm	89 lm/W			
					Wide 57°	E155 4391 lm	89 lm/W			
				95 - 3000K	Spot 26°	E149 4604 lm	94 lm/W			
					Medium 38°	E150 4575 lm	93 lm/W			
					Wide 57°	E155 4566 lm	93 lm/W			
				95 - 4000K	Spot 26°	E149 4674 lm	95 lm/W			
					Medium 38°	E150 4645 lm	94 lm/W			
					Wide 57°	E155 4636 lm	94 lm/W			



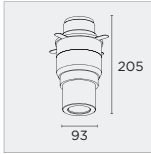
h (m)	Ø	Em (lux/klm)
h1	1,10	1176
h2	2,20	294
h3	3,30	131
h4	4,39	73
h5	5,49	47



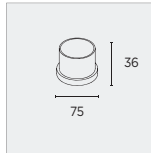
h (m)	Ø	Em (lux/klm)
h1	1,07	1193
h2	2,13	298
h3	3,20	133
h4	4,26	75
h5	5,33	48



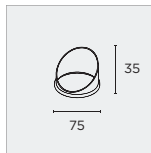
With the Narrow optic it is possible to obtain a 10° narrow beam.
Optic assembly and its coloured ring should not be ordered with this accessory.



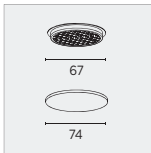
Adjustable optical system and removable plate.
Optic assembly and its coloured ring should not be ordered with this accessory.



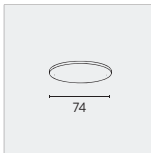
Thanks to this accessory it is possible to obtain a narrow and sharp beam, with a greater contrast between the illuminated and non-illuminated area.



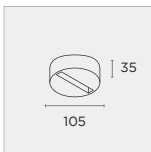
Thanks to this accessory it is possible to obtain an asymmetrically narrower and sharper beam with a greater contrast between the illuminated and non-illuminated area.



The honeycomb grid is an accessory used for the anti-glare effect. It reduces the luminous flux by 20%.



The satin diffuser increases the diffusion of the luminous flux by widening and softening the beam of light.



Polycarbonate adapter for surface-mounted installations, ON-OFF and dimmable DALI.



Polycarbonate adapter for recessed installation, ON-OFF and dimmable DALI.



Narrow Optic

Code	Version
9Q 314 52	/A for 26W /B for 40W

Shaper

Code
9Q 311 52

Cut-Off

Code
9G 044

Visor

Code
9G 043

Honeycomb louvre

Code	Version
9G 019	for 26W

Satin diffuser

Code	Version
9G 014	for 26W

Ceiling adaptor

Code	Finish
713 90 18	ON-OFF/DALI 40 ○ white
	50 ● black
	90 ● grey

Recessed adaptor

Code	Finish
713 90 19	ON-OFF/DALI 40 ○ white
	50 ● black
	90 ● grey



*Undici - Monselice (Padova) | Italy
Project: Bonfante Interior Contractor - Lighting design: Arch. Andrea Livorno*

BILUX

BILUX_ projectors



Ford - Aarhus (Copenhagen) | Denmark
Project: Steven Kjær Nisgaard

BILUX

LED projector for Unitrack_ high efficiency COB LED source_

LED Projector for Unitrack with driver on board and fast fixing via three-way track adapter. Finishes include matt white, matt black and concrete grey. Each fixture needs to be completed with a mirror-painted

polycarbonate reflective optic including decorative ring. Available beam angles include Medium, Wide, and Extra-large. The decorative ring is available in seven finish options. Ingress protection of IP20.

INFO

Power
18/26W

Source
COB LED

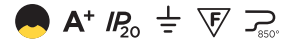
Built to last
Lumen maintenance of 100.000 hrs at L80B10.

Colour and Colour Temperature
CRI 85 - 3000K / CRI 95 - 2700K
CRI 95 - 3000K / CRI 95 - 4000K

Control
ON-OFF / DALI / 1-10V / PHASE C.

Body finish
○ ● ●

Ring finish
● ● ● ○ ● ● ●



Medium



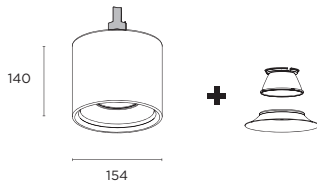
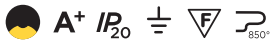
Wide



XLarge



Centra Market - Dublin | Ireland



Product configurator

319 + Ring - Optics

Code **Control** **Power** **Finish** **CRI - CCT***

** For the version CRI 85 - 3000K it is not necessary to fill in the field.*

BILUX 18W

Code	Control	Power	Kg	Finish	CRI - CCT
319	EO ON-OFF	50 18W	0,70	42 ○ matt white	- 85 - 3000K
	EB 1-10V			52 ● matt black	/9527 95 - 2700K
	EE DALI			92 ● concrete grey	/9530 95 - 3000K
	EL PHASE C:				/9540 95 - 4000K

BILUX 26W

Code	Control	Power	Kg	Finish	CRI - CCT
319	EO ON-OFF	51 26W	0,80	42 ○ matt white	- 85 - 3000K
	EB 1-10V			52 ● matt black	/9527 95 - 2700K
	EE DALI			92 ● concrete grey	/9530 95 - 3000K
					/9540 95 - 4000K

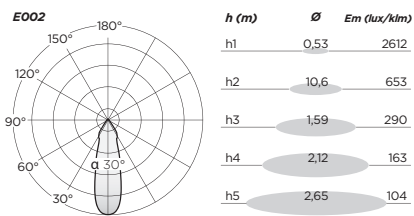


Ring - Optics

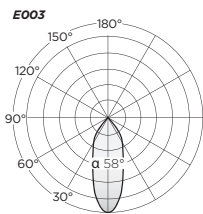
Code	Ring finish	Optics
319 90 50	10 ● lacquered red	/M Medium 30°
	17 ● matt orange	/W Wide 58°
	20 ● spring green	/X XLarge 71°
	42 ○ matt white	
	52 ● matt black	
	64 ● baby blue	
	92 ● concrete grey	



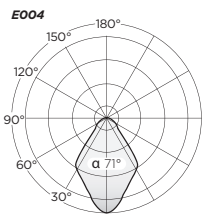
Optics with rings



h (m)	Ø	Em (lux/klm)
h1	0,53	2612
h2	10,6	653
h3	1,59	290
h4	2,12	163
h5	2,65	104



h (m)	Ø	Em (lux/klm)
h1	1,10	1176
h2	2,20	294
h3	3,30	131
h4	4,39	73
h5	5,49	47



h (m)	Ø	Em (lux/klm)
h1	1,43	816
h2	2,86	204
h3	4,28	91
h4	5,71	51
h5	7,14	33

BILUX

Power	Source consumption	CRI - CCT	Nominal	Optics	Deliv. output	Efficacy
18W	17,2W	85 - 3000K	2555 lm	Medium 30° E002	1703 lm	99 lm/W
				Wide 58° E003	1692 lm	98 lm/W
				XLarge 71° E004	1681 lm	98 lm/W
95 - 2700K	2105 lm	85 - 3000K	2105 lm	Medium 30° E002	1403 lm	82 lm/W
				Large 58° E003	1394 lm	81 lm/W
				XLarge 71° E004	1385 lm	81 lm/W
95 - 3000K	2190 lm	85 - 3000K	2190 lm	Medium 30° E002	1460 lm	85 lm/W
				Large 58° E003	1450 lm	84 lm/W
				XLarge 71° E004	1441 lm	84 lm/W
95 - 4000K	2225 lm	85 - 3000K	2225 lm	Medium 30° E002	1483 lm	86 lm/W
				Large 58° E003	1473 lm	86 lm/W
				XLarge 71° E004	1464 lm	85 lm/W
26W	24,4W	85 - 3000K	3480 lm	Medium 30° E002	2320 lm	95 lm/W
				Wide 58° E003	2304 lm	94 lm/W
				XLarge 71° E004	2289 lm	94 lm/W
95 - 2700K	2890 lm	85 - 3000K	2890 lm	Medium 30° E002	1926 lm	81 lm/W
				Large 58° E003	1913 lm	81 lm/W
				XLarge 71° E004	1901 lm	80 lm/W
95 - 3000K	3000 lm	85 - 3000K	3000 lm	Medium 30° E002	2000 lm	84 lm/W
				Large 58° E003	1986 lm	84 lm/W
				XLarge 71° E004	1974 lm	83 lm/W
95 - 4000K	3050 lm	85 - 3000K	3050 lm	Medium 30° E002	2033 lm	86 lm/W
				Large 58° E003	2019 lm	85 lm/W
				XLarge 71° E004	2007 lm	85 lm/W

BILUX_ accessories



Polycarbonate adaptor for surface-mounted installations, ON-OFF and dimmable DALI.



Polycarbonate adaptor for recessed installation, ON-OFF and dimmable DALI.



Ceiling adaptor

Code	Finish
713 90 18 ON-OFF/DALI	40 ○ white
	50 ● black
	90 ● grey

Recessed adaptor

Code	Finish
713 90 19 ON-OFF/DALI	40 ○ white
	50 ● black
	90 ● grey

CR-1

CR-1_ projectors



CR-1

***jointed mobile head_
high efficiency COB LED source_***

Compact LED Projector for Unitrack manufactured from die-cast aluminium alloy 6060 and fitted with fast fixing via three-way track adapter. 350° horizontal and +/-100° vertical adjustment. Aiming lock

system for both rotation axes. Textured finishes include matt white, matt black and concrete grey. Available in Narrow, Spot, Large and Wide. The Narrow and Spot optics use a Total Internal Reflection

(TIR) optic for 100% beam control. The Large and Wide use a parabolic reflector. Accessories include honeycomb louvre, elliptical beam lens, ceiling adapter and recessed adapter. Ingress protection of IP20.

INFO

Power

17/25/36W

Source

COB LED

Built to last

Lumen maintenance of 100.000 hrs at L80B10.

Colour and Colour Temperature

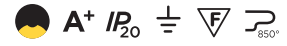
CRI 85 - 3000K / CRI 95 - 2700K
CRI 95 - 3000K / CRI 95 - 4000K

Control

ON-OFF / DALI / 1-10V

Body finish

○ ● ●



Narrow



Spot



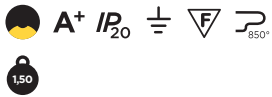
Large



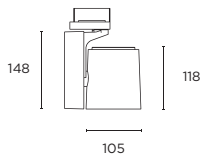
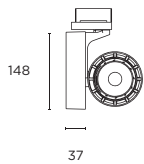
Wide



CR-1



CR-1 projectors



Product configurator

612

Code **Control** **Power** **Finish** **Optics** **CRI - CCT***

* For the version CRI 85 - 3000K it is not necessary to fill in the field.

CR-1 17W

Code	Control	Power	Finish	Optics	CRI - CCT
612	EO	ON-OFF	50 17W	4X ○ white txt	/N Narrow 10° - 85 - 3000K
	EB	1-10V	5X ● black txt	/S Spot 20°	/9527 95 - 2700K
	EE	DALI	92 ● concrete grey	/L Large 40°	/9530 95 - 3000K
				/W Wide 60°	/9540 95 - 4000K

CR-1 25W

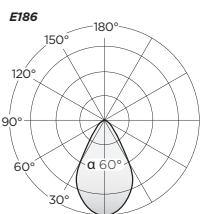
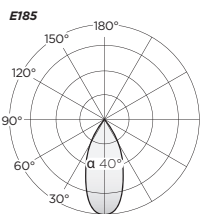
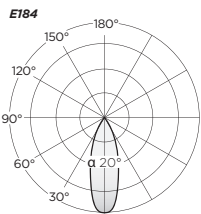
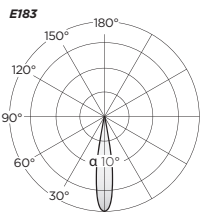
Code	Control	Power	Finish	Optics	CRI - CCT
612	EO	ON-OFF	51 25W	4X ○ white txt	/N Narrow 10° - 85 - 3000K
	EB	1-10V	5X ● black txt		
	EE	DALI	92 ● concrete grey		

CR-1 25W

Code	Control	Power	Finish	Optics	CRI - CCT
612	EO	ON-OFF	51 25W	4X ○ white txt	/S Spot 20° - 85 - 3000K
	EB	1-10V	5X ● black txt	/L Large 40°	/9527 95 - 2700K
	EE	DALI	92 ● concrete grey	/W Wide 60°	/9530 95 - 3000K
					/9540 95 - 4000K

CR-1 36W

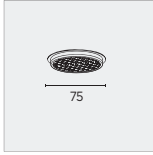
Code	Control	Power	Finish	Optics	CRI - CCT
612	EO	ON-OFF	52 36W	4X ○ white txt	/S Spot 20° - 85 - 3000K
	EB	1-10V	5X ● black txt	/L Large 40°	/9527 95 - 2700K
	EE	DALI	92 ● concrete grey	/W Wide 60°	/9530 95 - 3000K
					/9540 95 - 4000K



CR-1

Power	Source consumption	CRI - CCT	Nominal	Optics		Deliv. output	Efficacy
17W	16,5W	85 - 3000K	2183 lm	Narrow	10°	E183 1747 lm	106 lm/W
	17,1W	85 - 3000K	2453 lm	Spot	20°	E184 1962 lm	115 lm/W
	17,1W	85 - 3000K	2453 lm	Large	40°	E185 1842 lm	108 lm/W
	17,1W	85 - 3000K	2453 lm	Wide	60°	E186 1863 lm	109 lm/W
	16,5W	95 - 2700K	1459 lm	Narrow	10°	E183 1167 lm	71 lm/W
	17,1W	95 - 2700K	1728 lm	Spot	20°	E184 1383 lm	81 lm/W
	17,1W	95 - 2700K	1728 lm	Large	40°	E185 1298 lm	76 lm/W
	17,1W	95 - 2700K	1728 lm	Wide	60°	E186 1313 lm	77 lm/W
	16,5W	95 - 3000K	1460 lm	Narrow	10°	E183 1167 lm	71 lm/W
	17,1W	95 - 3000K	1853 lm	Spot	20°	E184 1482 lm	87 lm/W
	17,1W	95 - 3000K	1853 lm	Large	40°	E185 1391 lm	81 lm/W
	17,1W	95 - 3000K	1853 lm	Wide	60°	E186 1407 lm	82 lm/W
25W	16,5W	95 - 4000K	1573 lm	Narrow	10°	E183 1259 lm	76 lm/W
	17,1W	95 - 4000K	1982 lm	Spot	20°	E184 1586 lm	93 lm/W
	17,1W	95 - 4000K	1982 lm	Large	40°	E185 1489 lm	87 lm/W
	17,1W	95 - 4000K	1982 lm	Wide	60°	E186 1505 lm	88 lm/W
	23,5W	85 - 3000K	2918 lm	Narrow	10°	E183 2335 lm	99 lm/W
	24,4W	85 - 3000K	3240 lm	Spot	20°	E184 2592 lm	106 lm/W
	24,4W	85 - 3000K	3240 lm	Large	40°	E185 2433 lm	100 lm/W
	24,4W	85 - 3000K	3240 lm	Wide	60°	E186 2460 lm	101 lm/W
	24,4W	95 - 2700K	2277 lm	Spot	20°	E184 1822 lm	75 lm/W
	24,4W	95 - 2700K	2277 lm	Large	40°	E185 1710 lm	70 lm/W
	24,4W	95 - 2700K	2277 lm	Wide	60°	E186 1729 lm	71 lm/W
	24,4W	95 - 3000K	2448 lm	Spot	20°	E184 1958 lm	80 lm/W
24,4W	95 - 3000K	2448 lm	Large	40°	E185 1838 lm	75 lm/W	
24,4W	95 - 3000K	2448 lm	Wide	60°	E186 1859 lm	76 lm/W	
24,4W	95 - 4000K	2619 lm	Spot	20°	E184 2095 lm	86 lm/W	
24,4W	95 - 4000K	2619 lm	Large	40°	E185 1967 lm	81 lm/W	
24,4W	95 - 4000K	2619 lm	Wide	60°	E186 1989 lm	81 lm/W	
36W	35,6W	85 - 3000K	4099 lm	Spot	20°	E184 3279 lm	92 lm/W
	35,6W	85 - 3000K	4099 lm	Large	40°	E185 3078 lm	86 lm/W
	35,6W	85 - 3000K	4099 lm	Wide	60°	E186 3112 lm	87 lm/W
	35,6W	95 - 2700K	2888 lm	Spot	20°	E184 2310 lm	65 lm/W
	35,6W	95 - 2700K	2888 lm	Large	40°	E185 2169 lm	61 lm/W
	35,6W	95 - 2700K	2888 lm	Wide	60°	E186 2193 lm	62 lm/W
	35,6W	95 - 3000K	3105 lm	Spot	20°	E184 2484 lm	70 lm/W
	35,6W	95 - 3000K	3105 lm	Large	40°	E185 2332 lm	66 lm/W
	35,6W	95 - 3000K	3105 lm	Wide	60°	E186 2358 lm	66 lm/W
	35,6W	95 - 4000K	3312 lm	Spot	20°	E184 2650 lm	74 lm/W
	35,6W	95 - 4000K	3312 lm	Large	40°	E185 2487 lm	70 lm/W
	35,6W	95 - 4000K	3312 lm	Wide	60°	E186 2515 lm	71 lm/W

CR-1_accessories

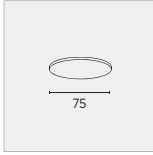


The honeycomb grid is an accessory used for the anti-glare effect. It reduces the luminous flux by 20%.

Honeycomb louvre

Code

9G 030



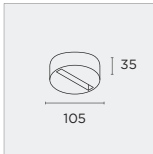
Elliptical beam lens.



Lens

Code

9Q 318



Polycarbonate adaptor for surface-mounted installations, ON-OFF and dimmable DALI.

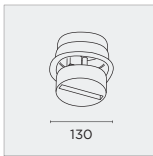


Ceiling adaptor

Code

Finish

713 90 18	ON-OFF/DALI	40	○ white
		50	● black
		90	● grey



Polycarbonate adaptor for recessed installation, ON-OFF and dimmable DALI.



Recessed adaptor

Code


Finish

713 90 19	ON-OFF/DALI	40	○ white
		50	● black
		90	● grey



ZEN COMPACT

ZEN COMPACT_ projectors



ZEN COMPACT **adjustable spotlight_** **high efficiency COB LED source_**

Compact LED Projector for Unitrack. 350° horizontal and +/-180° vertical adjustment with aiming lock system. Mirror-painted polycarbonate reflective

optic including decorative ring to be ordered separately. Spot 15° (26/33W); 20° (40W), Medium 30° (26/33W); 28° (40W), and Large 58° (26/33W); 60°

(40W). Accessories include narrow optics attachment, shaper, cut-off, honey-comb louvre, satin diffuser, ceiling adapter and recessed adapter. IP20.

INFO

Power
26/33/40W

Source
COB LED

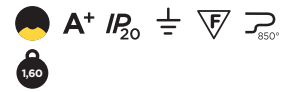
Built to last
Lumen maintenance of 100.000 hrs at L80B10.

Colour and Colour Temperature
CRI 85 - 3000K / CRI 95 - 2700K
CRI 95 - 3000K / CRI 95 - 4000K

Control
ON-OFF / DALI / 1-10V

Body finish
○ ● ●

Ring finish
● ● ● ● ● ● ●

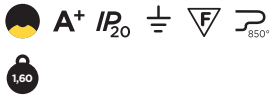


Spot Medium Wide

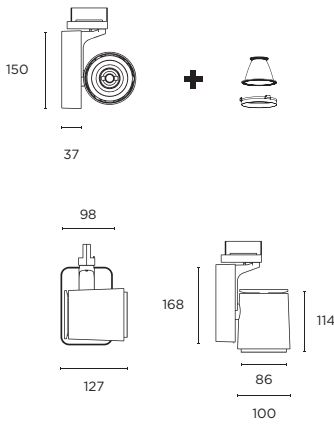
Antonio Lupi Fuori Salone - Milano | Italia



ZEN COMPACT



ZEN COMPACT_projectors



Product configurator

613 + Ring - Optics
Code **Control** **Power** **Finish** **CRI - CCT***

* For the version CRI 85 - 3000K it is not necessary to fill in the field.

ZEN COMPACT

Code	Kg	Control	Power	Finish	CRI - CCT
613	1,60	E0 ON-OFF	50 26W	42 ○ matt white	- 85 - 3000K
		EB 1-10V	51 33W	52 ● matt black	/9527 95 - 2700K
		EE DALI	52 40W	92 ● concrete grey	/9530 95 - 3000K
					/9540 95 - 4000K

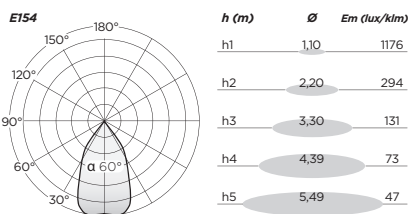
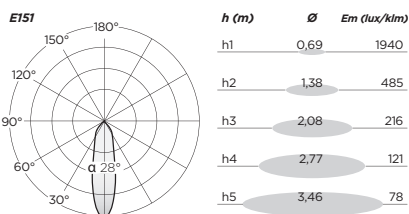
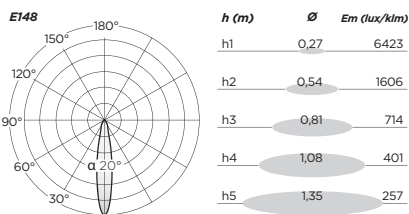
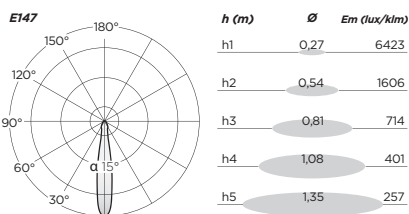
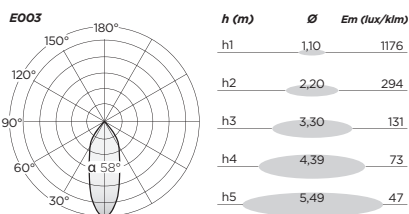
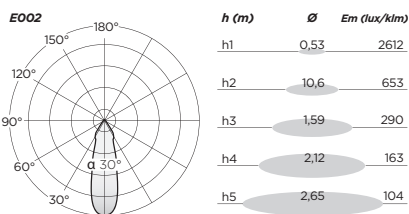
+



Optics with rings

Ring - Optics

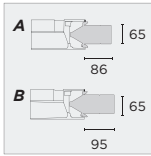
Code	Ring finish	Optics	26/33W	40W
366 90 50	10 ● lacquered red	/S Spot 15°	20°	
	17 ● matt orange	/M Medium 30°	28°	
	20 ● spring green	/W Wide 58°	60°	
	33 ● corn yellow			
	42 ○ matt white			
	52 ● matt black			
	92 ● concrete grey			



ZEN COMPACT

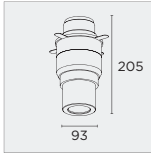
Power	Source consumption	CRI - CCT	Nominal	Optics	Deliv. output	Efficacy	
26W	24,5W	85 - 3000K	3648 lm	Spot 15° E147	2566 lm	105 lm/W	
				Medium 30° E002	2526 lm	103 lm/W	
				Wide 58° E003	2521 lm	103 lm/W	
			95 - 2700K	3027 lm	Spot 15° E147	2129 lm	87 lm/W
					Medium 30° E002	2096 lm	86 lm/W
					Wide 58° E003	2092 lm	85 lm/W
			95 - 3000K	3146 lm	Spot 15° E147	2213 lm	90 lm/W
					Medium 30° E002	2179 lm	89 lm/W
					Wide 58° E003	2174 lm	89 lm/W
33W	31,3W	85 - 3000K	4611 lm	Spot 15° E147	3243 lm	104 lm/W	
				Medium 30° E002	3193 lm	102 lm/W	
				Wide 58° E003	3186 lm	102 lm/W	
			95 - 2700K	3798 lm	Spot 15° E147	2671 lm	85 lm/W
					Medium 30° E002	2630 lm	84 lm/W
					Wide 58° E003	2624 lm	84 lm/W
			95 - 3000K	3949 lm	Spot 15° E147	2777 lm	89 lm/W
					Medium 30° E002	2734 lm	87 lm/W
					Wide 58° E003	2728 lm	87 lm/W
95 - 4000K	4011 lm	Spot 15° E147	2821 lm	90 lm/W			
		Medium 30° E002	2777 lm	89 lm/W			
		Wide 58° E003	2771 lm	89 lm/W			
40W	35,8W	85 - 3000K	5760 lm	Spot 20° E148	3951 lm	110 lm/W	
				Medium 28° E151	3937 lm	110 lm/W	
				Wide 60° E154	3913 lm	109 lm/W	
			95 - 2700K	4745 lm	Spot 20° E148	3255 lm	91 lm/W
					Medium 28° E151	3244 lm	91 lm/W
					Wide 60° E154	3224 lm	90 lm/W
			95 - 3000K	4932 lm	Spot 20° E148	3383 lm	94 lm/W
					Medium 28° E151	3371 lm	94 lm/W
					Wide 60° E154	3351 lm	94 lm/W
95 - 4000K	5009 lm	Spot 20° E148	3436 lm	96 lm/W			
		Medium 28° E151	3424 lm	96 lm/W			
		Wide 60° E154	3403 lm	95 lm/W			

ZEN COMPACT_ accessories



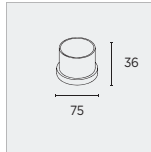
With the Narrow optic it is possible to obtain a 10° narrow beam.

Optic assembly and its coloured ring should not be ordered with this accessory.

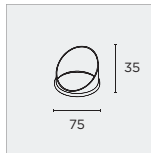


Adjustable optical system and removable plate.

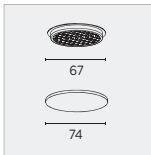
Optic assembly and its coloured ring should not be ordered with this accessory.



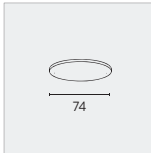
Thanks to this accessory it is possible to obtain a narrow and sharp beam, with a greater contrast between the illuminated and non-illuminated area.



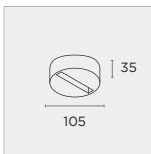
Thanks to this accessory it is possible to obtain an asymmetrically narrower and sharper beam with a greater contrast between the illuminated and non-illuminated area.



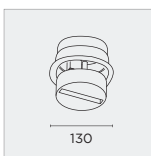
The honeycomb grid is an accessory used for the anti-glare effect. It reduces the luminous flux by 20%.



The satin diffuser increases the diffusion of the luminous flux by widening and softening the beam of light.



Polycarbonate adapter for surface-mounted installations, ON-OFF and dimmable DALI.



Polycarbonate adapter for recessed installation, ON-OFF and dimmable DALI.



Narrow Optic

Code	Version
9Q 315 52	/A for 26/33W /B for 40W

Shaper

Code
9Q 311 52

Cut-Off

Code
9G 044

Visor

Code
9G 043

Honeycomb louvre

Code	Version
9G 019	for 26/33W

Satin diffuser


Code	Version
9G 014	for 26/33W

Ceiling adaptor

Code	Finish
713 90 18 ON-OFF/DALI	40 ○ white
	50 ● black
	90 ● grey

Recessed adaptor

Code	Finish
713 90 19 ON-OFF/DALI	40 ○ white
	50 ● black
	90 ● grey



**ZEN*****adjustable spotlight_******high efficiency COB LED source_***

LED Projector for Unitrack. 350° horizontal and +/-100° vertical adjustment with aiming lock system. Mirror-painted polycarbonate reflective optic including

decorative ring to be ordered separately. Spot (11° (26/33W); 17° (40W)), Medium (20° (26/33W); 26° (40W)), and Large (45° (26/33W); 48° (40W)).

Accessories include narrow optics attachment, cut-off, honeycomb louvre, satin diffuser, ceiling adapter and recessed adapter. IP20.

INFO

Power

26/33/40/66W

Source

COB LED

Built to last

Lumen maintenance of 100.000 hrs at L80B10.

Colour and Colour Temperature

CRI 85 - 3000K / CRI 95 - 2700K
CRI 95 - 3000K / CRI 95 - 4000K

Control

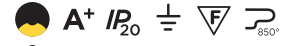
ON-OFF / DALI / 1-10V

Body finish

○ ● ●

Ring finish

● ● ● ● ● ● ●



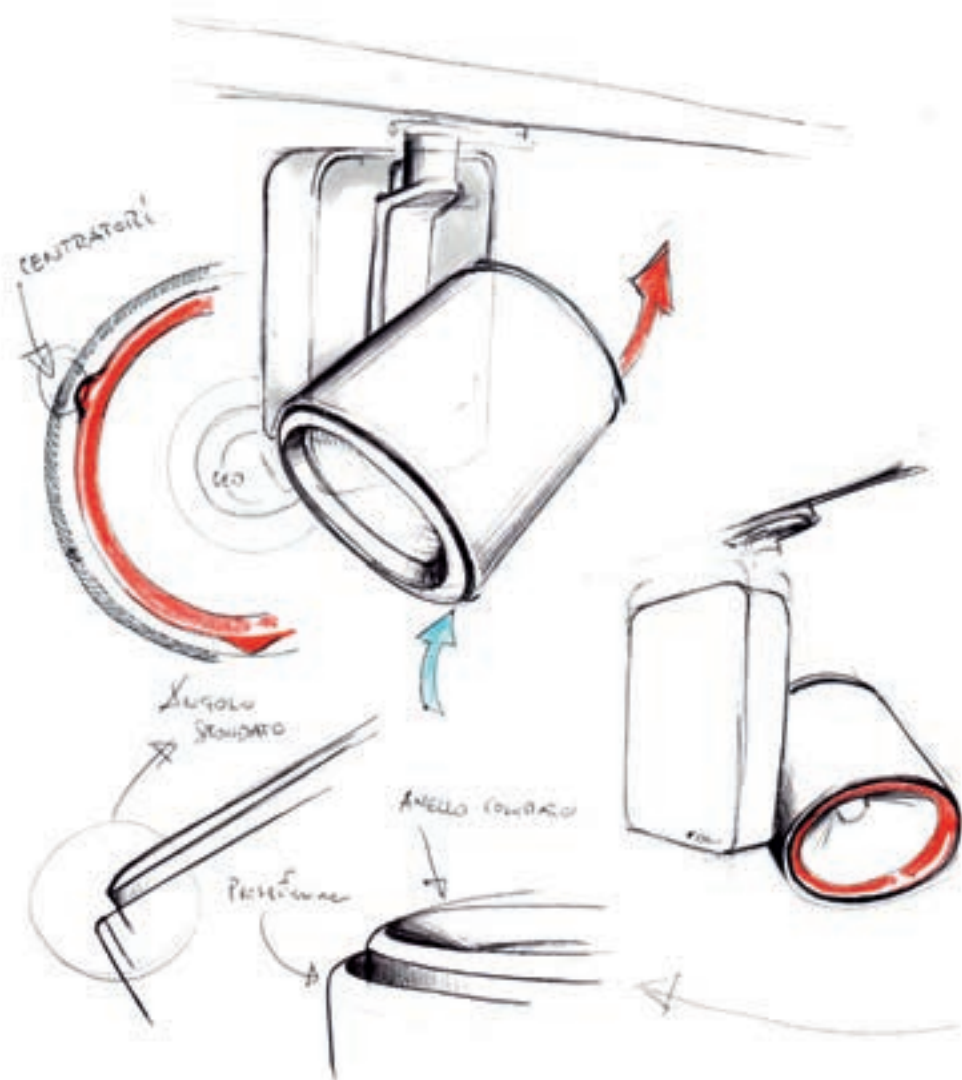
Spot



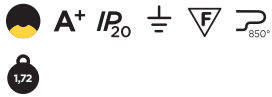
Medium



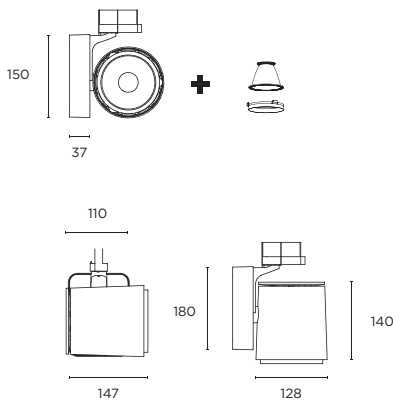
Large



ZEN



ZEN_projectors



Product configurator

607 + Ring - Optics

Code Control Power Finish CRI - CCT*

* For the version CRI 85 - 3000K it is not necessary to fill in the field.

ZEN

Code	Kg	Control	Power	Finish	CRI - CCT
607	1,72	E0 ON-OFF	50 26 W	42 ○ matt white	- 85 - 3000K
		EB 1-10V	51 33W	52 ● matt black	/9527 95 - 2700K
		EE DALI	52 40W	92 ● concrete grey	/9530 95 - 3000K
			54 66W	/9540 95 - 4000K	

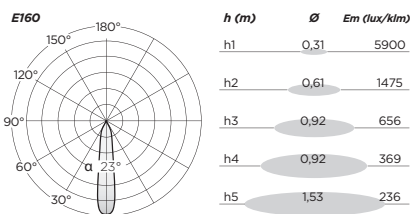
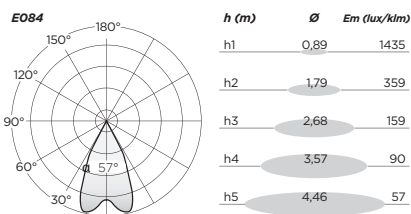
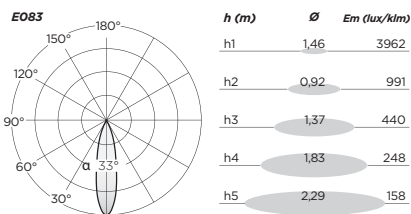
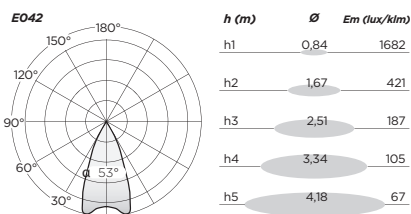
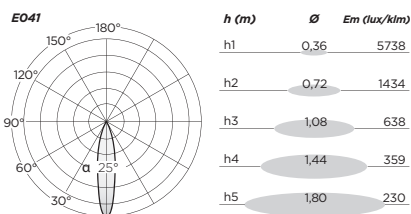
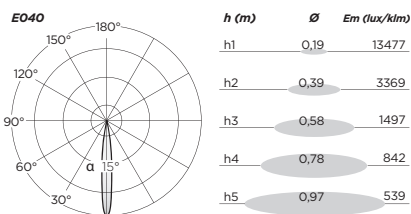
+

Ring - Optics

Code	Ring finish	Optics	26/33W	40/66W
607 90 50	10 ● lacquered red	/S Spot 15°	23°	
	17 ● matt orange	/M Medium 25°	33°	
	20 ● spring green	/L Large 53°	57°	
	33 ● corn yellow			
	42 ○ matt white			
	52 ● matt black			
	92 ● concrete grey			

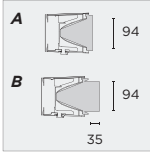


Optics with rings

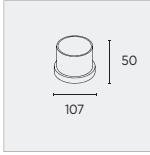


ZEN

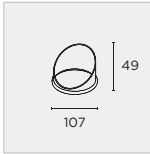
Power	Source consumption	CRI - CCT	Nominal	Optics	Deliv. output	Efficacy	
26W	24,8W	85 - 3000K	3805 lm	Spot 15°	E040 2816 lm	114 lm/W	
				Medium 25°	E041 2854 lm	115 lm/W	
				Large 53°	E042 2854 lm	115 lm/W	
				95 - 2700K	Spot 15°	E040 2337 lm	94 lm/W
					Medium 25°	E041 2368 lm	95 lm/W
					Large 53°	E042 2368 lm	95 lm/W
				95 - 3000K	Spot 15°	E040 2430 lm	98 lm/W
					Medium 25°	E041 2463 lm	99 lm/W
					Large 53°	E042 2463 lm	99 lm/W
33W	31,7W	85 - 3000K	4813 lm	Spot 15°	E040 3561 lm	112 lm/W	
				Medium 25°	E041 3610 lm	114 lm/W	
				Large 53°	E042 3610 lm	114 lm/W	
				95 - 2700K	Spot 15°	E040 2933 lm	93 lm/W
					Medium 25°	E041 2973 lm	94 lm/W
					Large 53°	E042 2973 lm	94 lm/W
				95 - 3000K	Spot 15°	E040 3052 lm	96 lm/W
					Medium 25°	E041 3093 lm	98 lm/W
					Large 53°	E042 3093 lm	98 lm/W
40W	35,9W	85 - 3000K	5822 lm	Spot 23°	E160 4308 lm	120 lm/W	
				Medium 33°	E083 4366 lm	122 lm/W	
				Large 57°	E084 4366 lm	122 lm/W	
				95 - 2700K	Spot 23°	E160 3550 lm	99 lm/W
					Medium 33°	E083 3598 lm	100 lm/W
					Large 57°	E084 3598 lm	100 lm/W
				95 - 3000K	Spot 23°	E160 3692 lm	103 lm/W
					Medium 33°	E083 3742 lm	104 lm/W
					Large 57°	E084 3742 lm	104 lm/W
66W	61,7W	85 - 3000K	9155 lm	Spot 23°	E160 6774 lm	110 lm/W	
				Medium 33°	E083 6866 lm	111 lm/W	
				Large 57°	E084 6866 lm	111 lm/W	
				95 - 2700K	Spot 23°	E160 5578 lm	90 lm/W
					Medium 33°	E083 5653 lm	92 lm/W
					Large 57°	E084 5653 lm	92 lm/W
				95 - 3000K	Spot 23°	E160 5804 lm	94 lm/W
					Medium 33°	E083 5882 lm	95 lm/W
					Large 57°	E084 5882 lm	95 lm/W
95 - 4000K	Spot 23°	E160 5892 lm	95 lm/W				
	Medium 33°	E083 5972 lm	97 lm/W				
	Large 57°	E084 5972 lm	97 lm/W				



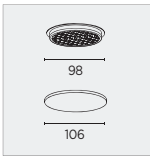
With the Narrow optic it is possible to obtain a 10° narrow beam.
Optic assembly and its coloured ring should not be ordered with this accessory.



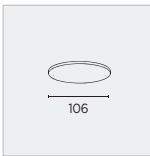
Thanks to this accessory it is possible to obtain a narrow and sharp beam, with a greater contrast between the illuminated and non-illuminated area.



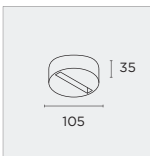
Thanks to this accessory it is possible to obtain an asymmetrically narrower and sharper beam with a greater contrast between the illuminated and non-illuminated area.



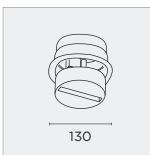
The honeycomb grid is an accessory used for the anti-glare effect. It reduces the luminous flux by 20%.



The satin diffuser increases the diffusion of the luminous flux by widening and softening the beam of light.



Polycarbonate adapter for surface-mounted installations, ON-OFF and dimmable DALI.



Polycarbonate adapter for recessed installation, ON-OFF and dimmable DALI.



Narrow Optic

Code	Version
9Q 316 52	/A for 26/33W /B for 40W

Cut-Off

Code
9G 046

Visor

Code
9G 045

Honeycomb louvre

Code	Version
9G 017	for 26/33W

Satin diffuser

Code	Version
9G 015	for 26/33W

Ceiling adaptor

Code	Finish
713 90 18 ON-OFF/DALI	40 ○ white
	50 ● black
	90 ● grey

Recessed adaptor

Code	Finish
713 90 19 ON-OFF/DALI	40 ○ white
	50 ● black
	90 ● grey



NIO

NIO_ projectors



NIO

***adjustable spotlight_
high efficiency COB LED source_***

LED Projector for Unitrack. 350° horizontal and +/-90° vertical adjustment with aiming lock system. Mirror-painted polycarbonate reflective optic including deco-

rative ring to be ordered separately. Spot 15° (26W); 20° (40W); 26° (53W), Medium 30° (26W); 28° (40W); 38° (53W), and Large 58° (26W); 60° (40W); 57°

(53W). Accessories include narrow optic, shaper, cut-off, honeycomb louvre, satin diffuser, ceiling adapter and recessed adapter. IP20.

INFO

Power
26/40/53W

Source
COB LED

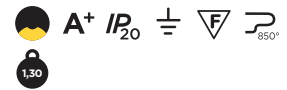
Built to last
Lumen maintenance of 100.000 hrs at L80B10.

Colour and Colour Temperature
CRI 85 - 3000K / CRI 95 - 2700K
CRI 95 - 3000K / CRI 95 - 4000K

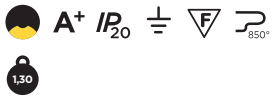
Control
ON-OFF / DALI / 1-10V

Body finish
○ ● ●

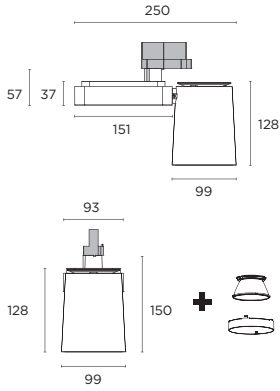
Ring finish
● ● ● ● ● ● ●



NIO



NIO_projectors



Product configurator

602 + Ring - Optics

Code Control Power Finish CRI - CCT*

* For the version CRI 85 - 3000K it is not necessary to fill in the field.

NIO

Code	Kg	Control	Power	Finish	CRI - CCT
602	1,30	E0 ON-OFF	50 26W	42 ○ matt white	- 85 - 3000K
		EB 1-10V	51 40W	52 ● matt black	/9527 95 - 2700K
		EE DALI	52 53W	92 ● concrete grey	/9530 95 - 3000K
					/9540 95 - 4000K

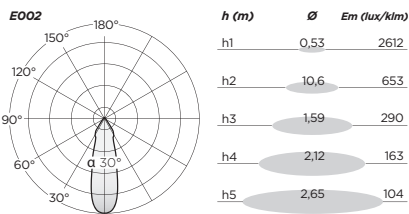
+

Ring - Optics

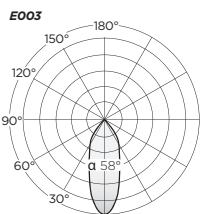
Code	Ring finish	Optics	26W	40W	53W
602 90 50	10 ● lacquered red	/S Spot 15°	20°	26°	
	17 ● matt orange	/M Medium 30°	28°	38°	
	20 ● spring green	/W Wide 58°	60°	57°	
	33 ● corn yellow				
	42 ○ matt white				
	52 ● matt black				
	92 ● concrete grey				



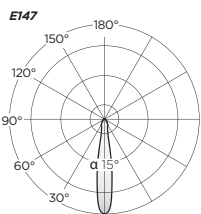
Optics with rings



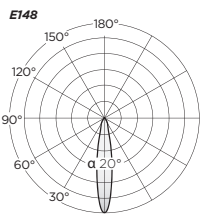
<i>h</i> (m)	Ø	<i>Em</i> (lux/klm)
h1	0,53	2612
h2	10,6	653
h3	1,59	290
h4	2,12	163
h5	2,65	104



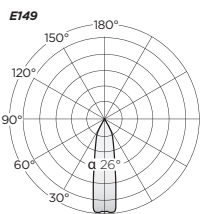
<i>h</i> (m)	Ø	<i>Em</i> (lux/klm)
h1	1,10	1176
h2	2,20	294
h3	3,30	131
h4	4,39	73
h5	5,49	47



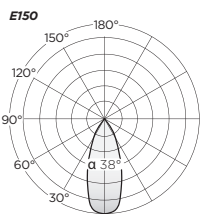
<i>h</i> (m)	Ø	<i>Em</i> (lux/klm)
h1	0,27	6423
h2	0,54	1606
h3	0,81	714
h4	1,08	401
h5	1,35	257



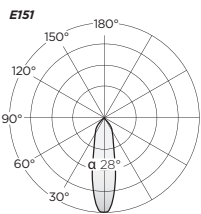
<i>h</i> (m)	Ø	<i>Em</i> (lux/klm)
h1	0,27	6423
h2	0,54	1606
h3	0,81	714
h4	1,08	401
h5	1,35	257



<i>h</i> (m)	Ø	<i>Em</i> (lux/klm)
h1	0,47	2923
h2	0,93	731
h3	1,40	325
h4	1,86	183
h5	2,33	117



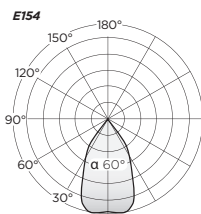
<i>h</i> (m)	Ø	<i>Em</i> (lux/klm)
h1	0,88	1176
h2	2,20	294
h3	3,30	131
h4	4,39	73
h5	5,49	47



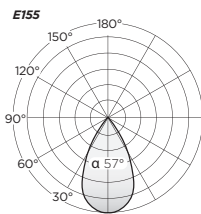
<i>h</i> (m)	Ø	<i>Em</i> (lux/klm)
h1	0,69	1940
h2	1,38	485
h3	2,08	216
h4	2,77	121
h5	3,46	78

NIO

Power	Source consumption	CRI - CCT	Nominal	Optics	Deliv. output	Efficacy				
26W	24,6W	85 - 3000K	3726 lm	Spot 15°	E147 2620 lm	107 lm/W				
				Medium 30°	E002 2580 lm	105 lm/W				
				Wide 58°	E003 2574 lm	105 lm/W				
				95 - 2700K	3095 lm	Spot 15°	E147 2176 lm	91 lm/W		
						Medium 30°	E002 2143 lm	90 lm/W		
						Wide 58°	E003 2138 lm	89 lm/W		
				95 - 3000K	3219 lm	Spot 15°	E147 2264 lm	95 lm/W		
						Medium 30°	E002 2229 lm	93 lm/W		
						Wide 58°	E003 2224 lm	93 lm/W		
				95 - 4000K	3265 lm	Spot 15°	E147 2297 lm	96 lm/W		
						Medium 30°	E002 2261 lm	95 lm/W		
						Wide 58°	E003 2256 lm	94 lm/W		
				40W	35,5W	85 - 3000K	5512 lm	Spot 20°	E148 3781 lm	107 lm/W
								Medium 28°	E151 3768 lm	106 lm/W
								Wide 60°	E154 3745 lm	105 lm/W
95 - 2700K	4578 lm	Spot 20°	E148 3140 lm					88 lm/W		
		Medium 28°	E151 3129 lm					88 lm/W		
		Wide 60°	E154 3110 lm					88 lm/W		
95 - 3000K	4762 lm	Spot 20°	E148 3266 lm					92 lm/W		
		Medium 28°	E151 3255 lm					92 lm/W		
		Wide 60°	E154 3235 lm					91 lm/W		
95 - 4000K	4834 lm	Spot 20°	E148 3316 lm					93 lm/W		
		Medium 28°	E151 3305 lm					93 lm/W		
		Wide 60°	E154 3285 lm					93 lm/W		
53W	48,7W	85 - 3000K	7209 lm					Spot 26°	E149 5130 lm	105 lm/W
								Medium 38°	E150 5099 lm	105 lm/W
								Wide 57°	E155 5089 lm	104 lm/W
				95 - 2700K	5938 lm	Spot 26°	E149 4226 lm	87 lm/W		
						Medium 38°	E150 4200 lm	86 lm/W		
						Wide 57°	E155 4191 lm	86 lm/W		
				95 - 3000K	6176 lm	Spot 26°	E149 4395 lm	90 lm/W		
						Medium 38°	E150 4368 lm	90 lm/W		
						Wide 57°	E155 4360 lm	90 lm/W		
				95 - 4000K	6270 lm	Spot 26°	E149 4462 lm	92 lm/W		
						Medium 38°	E150 4435 lm	91 lm/W		
						Wide 57°	E155 4426 lm	91 lm/W		



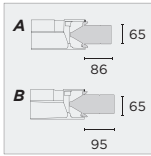
<i>h</i> (m)	Ø	<i>Em</i> (lux/klm)
h1	1,10	1176
h2	2,20	294
h3	3,30	131
h4	4,39	73
h5	5,49	47



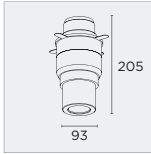
<i>h</i> (m)	Ø	<i>Em</i> (lux/klm)
h1	1,07	1193
h2	2,13	298
h3	3,20	133
h4	4,26	75
h5	5,33	48

NIO_accessories

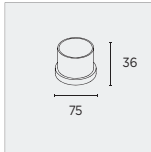
NIO_projectors



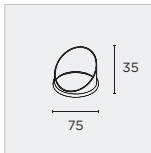
With the Narrow optic it is possible to obtain a 10° narrow beam.
Optic assembly and its coloured ring should not be ordered with this accessory.



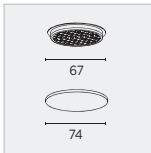
Adjustable optical system and removable plate.
Optic assembly and its coloured ring should not be ordered with this accessory.



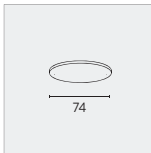
Thanks to this accessory it is possible to obtain a narrow and sharp beam, with a greater contrast between the illuminated and non-illuminated area.



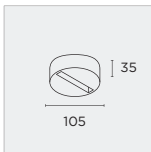
Thanks to this accessory it is possible to obtain an asymmetrically narrower and sharper beam with a greater contrast between the illuminated and non-illuminated area.



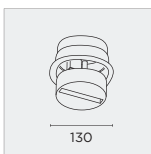
The honeycomb grid is an accessory used for the anti-glare effect. It reduces the luminous flux by 20%.



The satin diffuser increases the diffusion of the luminous flux by widening and softening the beam of light.



Polycarbonate adapter for surface-mounted installations, ON-OFF and dimmable DALI.



Polycarbonate adapter for recessed installation, ON-OFF and dimmable DALI.



Narrow Optic

Code	Version
9Q 314 52	/A for 26W /B for 40W

Shaper

Code
9Q 311 52

Cut-Off

Code
9G 044

Visor

Code
9G 043

Honeycomb louvre

Code	Version
9G 019	for 26W

Satin diffuser

Code	Version
9G 014	for 26W

Ceiling adaptor

Code	Finish
713 90 18 ON-OFF/DALI	40 ○ white
	50 ● black
	90 ● grey

Recessed adaptor

Code	Finish
713 90 19 ON-OFF/DALI	40 ○ white
	50 ● black
	90 ● grey



*TSUM shopping mall - Moscow | Russia
Project: Artlight - Lighting design: Alexey Terentiev*

PLURIEL

PLURIEL_projectors



Negri Nautica Store - Nago Torbole (Trento) | Italy
Project: Studio 10 Bianchi and Baccioni Architects - Photo: Simona Bianchi

PLURIEL

adjustable spotlight_
high efficiency COB LED source_

LED Projector for Unitrack fitted with fast fixing three-way track adapter. Manufactured from die-cast aluminium. Finishes include matt white, matt black and concrete grey. Each fixture needs to be completed

with a mirror-painted polycarbonate reflective optic including decorative ring. Available beam angles include Medium, Large, and Wide. The decorative ring is available in nine finish options. When chosen with

dimming option, the driver box increases in size to 133x56x23mm. Accessories include narrow optics, honeycomb louvre, satin diffuser, ceiling adapter and recessed adapter. Ingress protection of IP20.

INFO

Power

6/9W

Source

COB LED

Built to last

Lumen maintenance of 100.000 hrs at L80B10.

Colour and Colour Temperature

CRI 85 - 3000K / CRI 95 - 2700K
CRI 95 - 3000K / CRI 95 - 4000K

Control

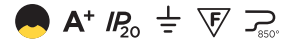
ON-OFF / DALI / 1-10V

Body finish

○ ● ●

Ring finish

● ● ● ● ● ● ● ● ● ●



Medium



Large

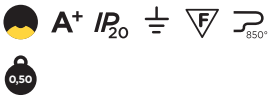


Wide

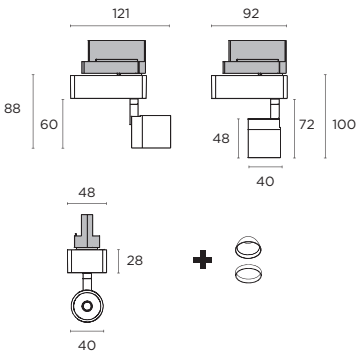
Asda Café - Isle of Wight | UK



PLURIEL



PLURIEL_projectors



Product configurator

353 + Ring - Optics

Code **Control** **Power** **Finish** **CRI - CCT***

* For the version CRI 85 - 3000K it is not necessary to fill in the field.

PLURIEL

Code	Kg	Control	Power	Finish	CRI - CCT
353	0,50	E0 ON-OFF	30 6W	42 ○ matt white	- 85 - 3000K
		EB 1-10V*	50 9W	52 ● matt black	/9527 95 - 2700K
		EE DALI*		92 ● concrete grey	/9530 95 - 3000K
				/9540 95 - 4000K	

* In the dimmable versions, the base is 133x56 h 23.

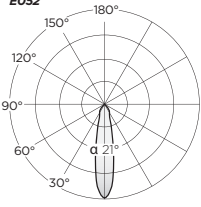


Optics with rings

Ring - Optics

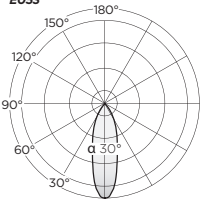
Code	Ring finish	Optics
353 90 50	1M ● brick red	/M Medium 21°
	10 ● lacquered red	/L Large 30°
	17 ● matt orange	/W Wide 59°
	20 ● spring green	
	33 ● corn yellow	
	42 ○ matt white	
	52 ● matt black	
	64 ● baby blue	
	92 ● concrete grey	

E052



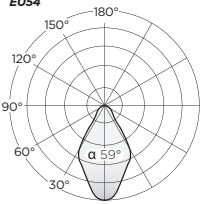
h (m)	Ø	Em (lux/klm)
h1	0,38	4096
h2	0,75	1024
h3	1,13	455
h4	1,51	256
h5	1,89	164

E053



h (m)	Ø	Em (lux/klm)
h1	0,54	2395
h2	1,09	599
h3	1,63	266
h4	2,18	150
h5	2,72	96

E054



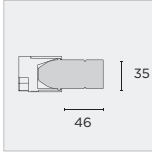
h (m)	Ø	Em (lux/klm)
h1	1,13	981
h2	2,27	245
h3	3,40	109
h4	4,54	61
h5	5,67	39

PLURIEL

Power	Source consumption	CRI - CCT	Nominal	Optics	Deliv. output	Efficacy	
6W	5,9W	85 - 3000K	945 lm	Medium 21°	E052 714 lm	121 lm/W	
				Large 30°	E053 710 lm	120 lm/W	
				Wide 59°	E054 615 lm	104 lm/W	
			95 - 2700K	760 lm	Medium 21°	E052 574 lm	97 lm/W
					Large 30°	E053 571 lm	97 lm/W
					Wide 59°	E054 495 lm	84 lm/W
			95 - 3000K	800 lm	Medium 21°	E052 604 lm	102 lm/W
					Large 30°	E053 601 lm	102 lm/W
					Wide 59°	E054 521 lm	88 lm/W
9W	8,7W	85 - 3000K	810 lm	Medium 21°	E052 612 lm	104 lm/W	
				Large 30°	E053 609 lm	103 lm/W	
				Wide 59°	E054 527 lm	89 lm/W	
			95 - 2700K	1050 lm	Medium 21°	E052 793 lm	91 lm/W
					Large 30°	E053 789 lm	91 lm/W
					Wide 59°	E054 683 lm	79 lm/W
			95 - 3000K	1100 lm	Medium 21°	E052 831 lm	96 lm/W
					Large 30°	E053 826 lm	95 lm/W
					Wide 59°	E054 716 lm	82 lm/W
95 - 4000K	1120 lm	Medium 21°	E052 846 lm	97 lm/W			
		Large 30°	E053 841 lm	97 lm/W			
		Wide 59°	E054 729 lm	84 lm/W			

PLURIEL_ accessories

PLURIEL_ projectors



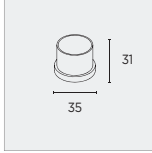
With the Narrow optic it is possible to obtain a 10° narrow beam.

Optic assembly and its coloured ring should not be ordered with this accessory.

Narrow Optic

Code

9Q 317 52

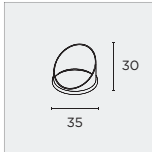


Thanks to this accessory it is possible to obtain a narrow and sharp beam, with a greater contrast between the illuminated and non-illuminated area.

Cut-Off

Code

9G 049

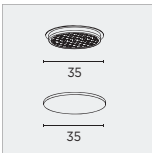


Thanks to this accessory it is possible to obtain an asymmetrically narrower and sharper beam with a greater contrast between the illuminated and non-illuminated area.

Visor

Code

9G 048



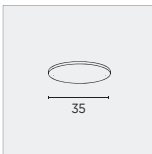
The honeycomb grid is an accessory used for the anti-glare effect. It reduces the luminous flux by 20%.



Honeycomb louvre

Code

9G 023



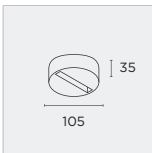
The satin diffuser increases the diffusion of the luminous flux by widening and softening the beam of light.



Satin diffuser

Code

9G 024



Polycarbonate adaptor for surface-mounted installations, ON-OFF and dimmable DALI.



Ceiling adaptor

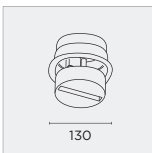
Code

Finish

713 90 18 ON-OFF/DALI 40 ○ white

50 ● black

90 ● grey



Polycarbonate adaptor for recessed installation, ON-OFF and dimmable DALI.



Recessed adaptor


Code

Finish

713 90 19 ON-OFF/DALI 40 ○ white

50 ● black

90 ● grey



Negri Nautica Store - Nago Torbole (Trento) | Italia
Project: Studio 10 Bianchi and Baccioni Architects - Photo: Simona Bianchi

TRATTO

TRATTO_ projectors



Certosa di Calci - Calci (Pisa) | Italy
Photo: Varvara Verbitskaya

TRATTO

fitted with opal polycarbonate diffuser_
high efficiency COB LED source_

Linear LED Projector for Eurostandard, manufactured from extruded aluminium alloy 6060. Finishes include matt white, matt

black and concrete grey Fitted with opal polycarbonate diffuser for omni-directional light distribution. Ingress protection of IP40.

INFO

Power
14/28W

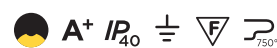
Source
COB LED

Built to last
Lumen maintenance of 60.000 hrs at L80B10.

Colour and Colour Temperature
CRI 85 - 2700K / CRI 85 - 3000K / CRI 85 - 4000K

Control
ON-OFF / DALI / 1-10V

Body finish
○ ● ●



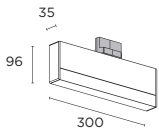


Product configurator

355 50

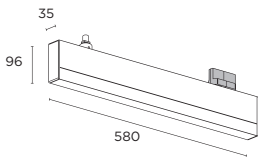
Code Control Source Finish CRI - CCT*

* For the version CRI 85 - 3000K it is not necessary to fill in the field.



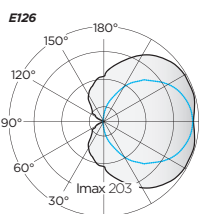
TRATTO 300

Code	Kg	Control	Source	Finish	CRI - CCT
355	2,20	E0 ON-OFF	50 LED - 14W	42 ○ matt white	/8527 85 - 2700K
		EB 1-10V		52 ● matt black	- 85 - 3000K
		EE DALI		92 ● concrete grey	/8540 85 - 4000K




TRATTO 550

Code	Kg	Control	Source	Finish	CRI - CCT
355	3,00	E1 ON-OFF	50 LED - 28W	42 ○ matt white	/8527 85 - 2700K
		EP 1-10V		52 ● matt black	- 85 - 3000K
		EQ DALI		92 ● concrete grey	/8540 85 - 4000K



TRATTO

Power	Source consumption	CRI - CCT	Nominal	 Deliv. output	Efficacy
14W	13,3W	85 - 2700K	1470 lm	E126 857 lm	73 lm/W
	11,7W	85 - 3000K	1630 lm	E126 950 lm	71 lm/W
	11,7W	85 - 4000K	1625 lm	E126 947 lm	81 lm/W
28W	26,6W	85 - 2700K	2940 lm	E126 1696 lm	72 lm/W
	23,4W	85 - 3000K	3260 lm	E126 1881 lm	71 lm/W
	23,4W	85 - 4000K	3250 lm	E126 1875 lm	80 lm/W

LED RUNNER

LED RUNNER_ projectors



LED RUNNER **quick-lock rotation block_** **high efficiency COB LED source_**

Linear LED Projector for Unitrack fitted with three-way track adapter and quick-lock rotation block. Manufactured from extruded aluminium alloy 6060. 350° horizontal adjustment for the 14W version only.

Liquid painted finish options include matt white, matt black and anodised grey. Fitted with microscopic polycarbonate optics. Also available in DALI and 1-10V dimming options. Ingress protection of IP40.

INFO

Power

14/28W

Source

COB LED

Built to last

Lumen maintenance of 60000 hrs at L80B10.

Colour and Colour Temperature

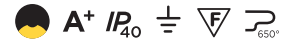
CRI 85 - 2700K / CRI 85 - 3000K / CRI 85 - 4000K

Control

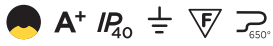
ON-OFF / DALI / 1-10V

Body finish

○ ● ●



LED RUNNER



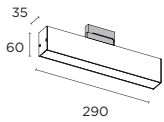
LED RUNNER_ projectors

Product configurator

708 50

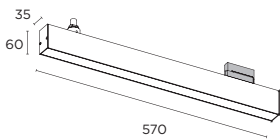
Code Control Source Finish CRI - CCT*

* For the version CRI 85 - 3000K it is not necessary to fill in the field.



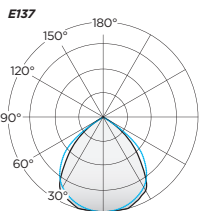
LED RUNNER 290

Code	Kg	Control	Source	Finish	CRI - CCT
708	0,54	E0 ON-OFF	50 LED - 14W	42 ○ matt white	/8527 85 - 2700K
		EB 1-10V		52 ● matt black	- 85 - 3000K
		EE DALI		80 ● anodized grey	/8540 85 - 4000K



LED RUNNER 570

Code	Kg	Control	Source	Finish	CRI - CCT
708	0,95	E1 ON-OFF	50 LED - 28W	42 ○ matt white	/8527 85 - 2700K
		EP 1-10V		52 ● matt black	- 85 - 3000K
		EQ DALI		80 ● anodized grey	/8540 85 - 4000K



LED Runner

Power	Source consumption	CRI - CCT	Nominal	Deliv. output	Efficacy
14W	13,3W	85 - 2700K	1470 lm	E137 838 lm	72 lm/W
	11,7W	85 - 3000K	1630 lm	E137 929 lm	70 lm/W
	11,7W	85 - 4000K	1625 lm	E137 926 lm	79 lm/W
28W	26,6W	85 - 2700K	2940 lm	E137 1696 lm	72 lm/W
	23,4W	85 - 3000K	3260 lm	E137 1881 lm	71 lm/W
	23,4W	85 - 4000K	3250 lm	E137 1875 lm	80 lm/W



MUSEO FAMILY

MUSEO FAMILY_ projectors



Santa Maria della Palomba - Matera | Italy

Lighting design: Francesco Logallo and Loredana Mobilia of Garofoli S.p.A. - Photography: Pierangelo Laterza

FAMIGLIA MUSEO

***flexible to enhance every building_
high efficiency COB LED source_***

The Museo range has been designed to provide designers with a flexible tool that can enhance historic buildings by integrating perfectly into the architecture. Different sizes, a selection of three different optics with reflector and ring,

different power supplies, accessories and colour variations make the Museum range particularly suitable for this type of application. The Museo range includes Museo (ø128mm), Museo Compact (ø100mm), Museo Small (ø55mm), Museo

Mini (ø39mm) e Museo Micro (ø31mm). These fixtures are all conceived for base mounting and the smaller version is also available in double and even quadruple version. Standard finish options include matt white, matt black and cement grey.



Chiesa di Santo Tomàs - Haro | Spain

Project director: Gaspar Aragón - Lighting design: Osaba Iluminación - Installation: Imel s.l. - Photography: Jpegstudio



Palacio de Mafra, Sala del Trono - Mafra (Lisbona) | Portugal
Lighting design: Eclipz - Photography: VistaVerde Lda

Installation tips_ The target_

The real purpose of this range is to provide buildings and rooms of historical interest with the right lighting. The design of the mounting base means that Museo's fixtures can be placed on

large and small frames, thus emphasizing and enhancing the different areas of the illuminated settings. By using a fixture with several spots, the lighting designer can direct the light as needed

and always achieve the desired effect. The Museo range is available in three finishes. Matte white and cement grey make the fixture perfectly complement stone and marble architecture.



*Museo Diocesano, Chiesa di Sant'Agostino - Volterra | Italy
Exhibition project: Guicciardini & Magni Architetti Associati - Lighting design: Massimo Iarussi - Photography: Mario Ciampi*

MUSEO MICRO

MUSEO MICRO_ projectors



MUSEO MICRO

jointed mobile head_

high efficiency COB LED source_

Adjustable base mounted LED Projector with 355° horizontal and +/-90° vertical adjustment. Fitted with COB LED light source and constant-current power supply integral to the fitting. The base of the luminaire is made from sheet metal and

the optical body is made from aluminium alloy 6060 with heat dissipating function. Available in matt white, matt black and concrete grey finish options. Fitted with a lock screw for perfect focusing stability. Galvanised fixing bracket for easy instal-

lation or fast fixing via three-way track adapter. Polycarbonate optics, painted in a mirror finish for maximum reflectance, including coloured ring available in nine finish options (to be ordered separately). Ingress protection of IP20.

INFO

Power

spot 4,5W

Source

COB LED

Built to last

Lumen maintenance of 100.000 hrs at L80B10.

Colour and Colour Temperature

CRI 85 - 3000K / CRI 95 - 2700K
CRI 95 - 3000K / CRI 95 - 4000K

Control

ON-OFF

Body finish

○ ● ●

Ring finish

● ● ● ● ● ● ● ● ● ●



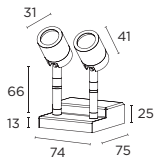
Medium



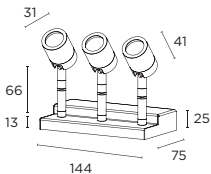
Large



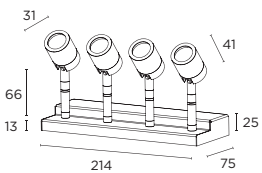
MUSEO MICRO



+ 2x



+ 3x



+ 4x



This ring comes with optic and protective screen.

Product configurator

369 50 + Ring - Optics

Code Version Control Finish CRI - CCT*

* For the version CRI 85 - 3000K it is not necessary to fill in the field.

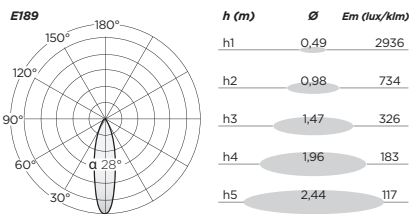
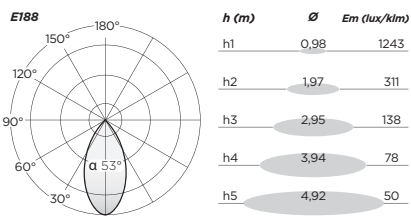
MUSEO MICRO

Code	Version	Kg	Control	Finish	CRI - CCT
369	42	2x4,5W	0,36	50 ON-OFF	42 ○ matt white - 85 - 3000K
	43	3x4,5W	0,57		52 ● matt black /9527 95 - 2700K
	44	4x4,5W	0,73		92 ● concrete grey /9530 95 - 3000K
					/9540 95 - 4000K

+

Ring - Optics

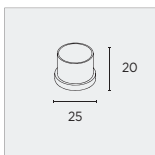
Code	Ring finish	Optics
370 90 50	1M ● brick red	/M Medium 28°
	10 ● lacquered red	/L Large 53°
	17 ● matt orange	
	20 ● spring green	
	33 ● corn yellow	
	42 ○ matt white	
	52 ● matt black	
	64 ● baby blue	
	92 ● concrete grey	



MUSEO MICRO

Power	Source consumption	CRI - CCT	Nominal	Optics	Deliv. output	Efficacy
4,5W	4,5W	85 - 3000K	607 lm	Medium 28°	E189 373 lm	83 lm/W
				Large 53°	E188 286 lm	64 lm/W
95 - 2700K	480 lm			Medium 28°	E189 295 lm	66 lm/W
				Large 53°	E188 226 lm	50 lm/W
95 - 3000K	504 lm			Medium 28°	E189 310 lm	69 lm/W
				Large 53°	E188 237 lm	53 lm/W
95 - 4000K	539 lm			Medium 28°	E189 331 lm	74 lm/W
				Large 53°	E188 254 lm	56 lm/W

MUSEO MICRO_ accessories

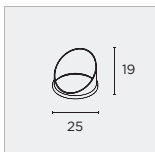


Thanks to this accessory it is possible to obtain a narrow and sharp beam, with a greater contrast between the illuminated and non-illuminated area.

Cut-Off

Code

9G 031



Thanks to this accessory it is possible to obtain an asymmetrically narrower and sharper beam with a greater contrast between the illuminated and non-illuminated area.

Visor

Code

9G 047

MUSEO MINI

MUSEO MINI_ projectors



Anthos - Empoli (Firenze) | Italy
Project: Tempelbau

MUSEO MINI

jointed mobile head_

high efficiency COB LED source_

Mini LED Projector with a single, adjustable spot. Manufactured from die-cast aluminium and sheet metal base. Finishes include matt white, matt black and concrete grey. 355° horizontal and

+/-100° vertical adjustment. Each fixture needs to be completed with a mirror-painted polycarbonate reflective optic including decorative ring. Available beam angles include Medium, Large

and Wide. The decorative ring is available in nine finish options. Accessories include narrow optics attachment, honeycomb louvre and satin diffuser. Ingress protection of IP20.

INFO

Power

spot 6/9W

Source

COB LED

Built to last

Lumen maintenance of 100.000 hrs at L80B10.

Colour and Colour Temperature

CRI 85 - 3000K / CRI 95 - 2700K
CRI 95 - 3000K / CRI 95 - 4000K

Control

ON-OFF

Body finish

○ ● ●

Ring finish

● ● ● ● ● ● ● ● ● ●



Medium



Large



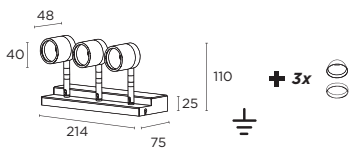
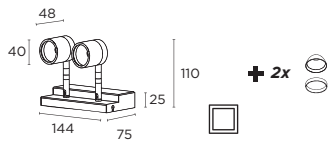
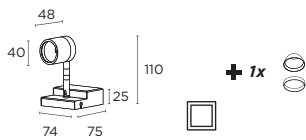
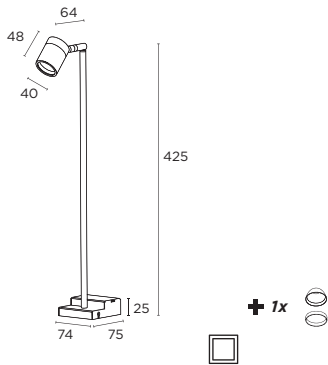
Wide



MUSEO MINI



MUSEO MINI_L projectors



Product configurator

609 + Ring - Optics

Code Version Power Finish CRI - CCT*

* For the version CRI 85 - 3000K it is not necessary to fill in the field.


MUSEO MINI

Code	Version		Kg	Power	Finish	CRI - CCT
609	40	1x L=425	0,32	30 6W	42 ○ matt white	- 85 - 3000K
	41	1x L=110	0,27	50 9W	52 ● matt black	/9527 95 - 2700K
	42	2x L=110	0,50		92 ● concrete grey	/9530 95 - 3000K
	43	3x L=110	0,75			/9540 95 - 4000K

+

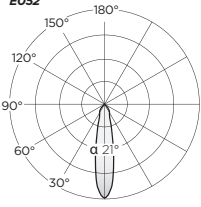
Ring - Optics

Code	Ring finish	Optics
353 90 50	1M ● brick red	/M Medium 21°
	10 ● lacquered red	/L Large 30°
	17 ● matt orange	/W Wide 59°
	20 ● spring green	
	33 ● corn yellow	
	42 ○ matt white	
	52 ● matt black	
	64 ● baby blue	
	92 ● concrete grey	



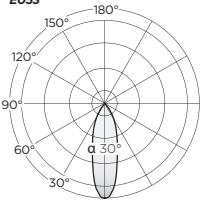
This ring comes with optic and protective screen.

E052



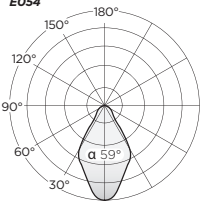
<i>h</i> (m)	\varnothing	<i>Em</i> (lux/klm)
h1	0,38	4096
h2	0,75	1024
h3	1,13	455
h4	1,51	256
h5	1,89	164

E053




<i>h</i> (m)	\varnothing	<i>Em</i> (lux/klm)
h1	0,54	2395
h2	1,09	599
h3	1,63	266
h4	2,18	150
h5	2,72	96

E054

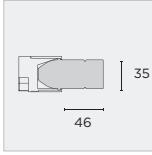


<i>h</i> (m)	\varnothing	<i>Em</i> (lux/klm)
h1	1,13	981
h2	2,27	245
h3	3,40	109
h4	4,54	61
h5	5,67	39

MUSEO MINI

Power	Source consumption	CRI - CCT	Nominal	Optics		Deliv. output	Efficacy			
6W	5,9W	85 - 3000K	945 lm	Medium 21°	E052	714 lm	121 lm/W			
				Large 30°	E053	710 lm	120 lm/W			
				Wide 59°	E054	615 lm	104 lm/W			
			95 - 2700K	760 lm	Medium 21°	E052	574 lm	97 lm/W		
					Large 30°	E053	571 lm	97 lm/W		
					Wide 59°	E054	495 lm	84 lm/W		
					95 - 3000K	800 lm	Medium 21°	E052	604 lm	102 lm/W
							Large 30°	E053	601 lm	102 lm/W
							Wide 59°	E054	521 lm	88 lm/W
95 - 4000K	810 lm	Medium 21°	E052	612 lm	104 lm/W					
		Large 30°	E053	609 lm	103 lm/W					
		Wide 59°	E054	527 lm	89 lm/W					
		9W	8,7W	85 - 3000K	1300 lm	Medium 21°	E052	982 lm	113 lm/W	
						Large 30°	E053	977 lm	112 lm/W	
						Wide 59°	E054	846 lm	97 lm/W	
95 - 2700K	1050 lm				Medium 21°	E052	793 lm	91 lm/W		
					Large 30°	E053	789 lm	91 lm/W		
					Wide 59°	E054	683 lm	79 lm/W		
95 - 3000K	1100 lm				Medium 21°	E052	831 lm	96 lm/W		
					Large 30°	E053	826 lm	95 lm/W		
					Wide 59°	E054	716 lm	82 lm/W		
95 - 4000K	1120 lm	Medium 21°	E052	846 lm	97 lm/W					
		Large 30°	E053	841 lm	97 lm/W					
		Wide 59°	E054	729 lm	84 lm/W					

MUSEO MINI_ accessories



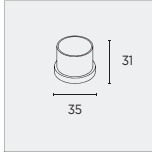
With the Narrow optic it is possible to obtain a 10° narrow beam.

Optic assembly and its coloured ring should not be ordered with this accessory.

Narrow Optic

Code

9Q 317 52

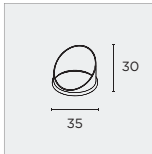


Thanks to this accessory it is possible to obtain a narrow and sharp beam, with a greater contrast between the illuminated and non-illuminated area.

Cut-Off

Code

9G 049

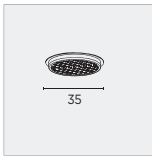


Thanks to this accessory it is possible to obtain an asymmetrically narrower and sharper beam with a greater contrast between the illuminated and non-illuminated area.

Visor

Code

9G 048



The honeycomb grid is an accessory used for the anti-glare effect. It reduces the luminous flux by 20%.

Honeycomb louvre

Code

9G 023



MUSEO MINL projectors

MUSEO SMALL

MUSEO SMALL_ projectors



Suardò - Civitanove Marche | Italy
Project and photo: Alberto Vallesi Design Studio

MUSEO SMALL **adjustable spotlight_** **high efficiency COB LED source_**

Adjustable twin-head LED Projector manufactured from die-cast aluminium and sheet metal base. Fitted with galvanised fixing bracket for easy installation. Finishes include matt white, matt black and

concrete grey. 355° horizontal and +/-100° vertical adjustment. Each fixture needs to be completed with a mirror-painted polycarbonate reflective optic including decorative ring. Available beam angles include

Spot, Medium, and Large. The decorative ring is available in seven finish options. Accessories include narrow optics attachment, honeycomb louvre and satin diffuser. Ingress protection of IP20.

INFO

Power

spot 13W

Source

COB LED

Built to last

Lumen maintenance of 100.000 hrs at L80B10.

Colour and Colour Temperature

CRI 85 - 3000K / CRI 95 - 2700K
CRI 95 - 3000K / CRI 95 - 4000K

Control

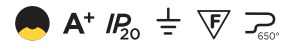
ON-OFF / DALI / 1-10V / PUSH

Body finish

○ ● ●

Ring finish

● ● ● ● ● ● ●



Spot



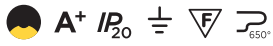
Medium



Large



MUSEO SMALL



MUSEO SMALL_ projectors

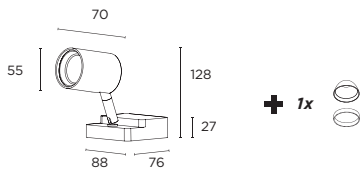


Product configurator

365 + Ring - Optics

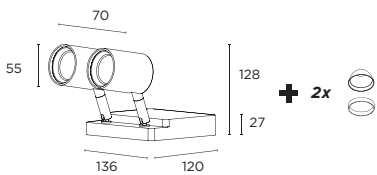
Code Version Control Finish CRI - CCT*

* For the version CRI 85 - 3000K it is not necessary to fill in the field.



MUSEO SMALL 1x

Code	Version	Kg	Control	Finish	CRI - CCT
365	40	1x13W 0,50	50 ON-OFF	42 ○ matt white	- 85 - 3000K
				52 ● matt black	/9527 95 - 2700K
				92 ● concrete grey	/9530 95 - 3000K
					/9540 95 - 4000K



MUSEO SMALL 2x

Code	Version	Kg	Control	Finish	CRI - CCT
365	41	2x13W 1,10	50 ON-OFF	42 ○ matt white	- 85 - 3000K
			61 1-10V	52 ● matt black	/9527 95 - 2700K
			65 DALI	92 ● concrete grey	/9530 95 - 3000K
			68 PUSH		/9540 95 - 4000K

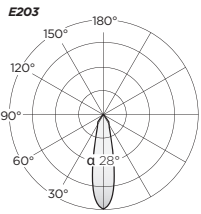
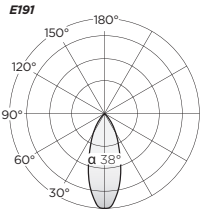
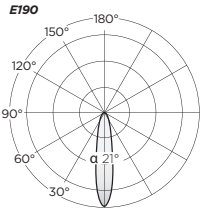
+

Ring - Optics


Code	Ring finish	Optics
610 90 50	10 ● lacquered red	/S Spot 21°
	17 ● matt orange	/M Medium 28°
	20 ● spring green	/L Large 38°
	33 ● corn yellow	
	42 ○ matt white	
	52 ● matt black	
	92 ● concrete grey	



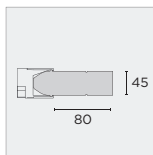
This ring comes with optic and protective screen.



MUSEO SMALL

Power	Source consumption	CRI - CCT	Nominal	Optics		Deliv. output	Efficacy
13W	12,1W	85 - 3000K	1680 lm	Spot 21°	E190	1484 lm	123 lm/W
				Medium 28°	E203	1487 lm	1123 lm/W
				Large 38°	E191	1491 lm	123 lm/W
95 - 2700K	1295 lm	85 - 3000K	1295 lm	Spot 21°	E190	1144 lm	95 lm/W
				Medium 28°	E203	1146 lm	95 lm/W
				Large 38°	E191	1149 lm	95 lm/W
95 - 3000K	1361 lm	85 - 3000K	1361 lm	Spot 21°	E190	1202 lm	99 lm/W
				Medium 28°	E203	1205 lm	100 lm/W
				Large 38°	E191	1208 lm	100 lm/W
95 - 4000K	1638 lm	85 - 3000K	1638 lm	Spot 21°	E190	1447 lm	120 lm/W
				Medium 28°	E203	1450 lm	120 lm/W
				Large 38°	E191	1454 lm	120 lm/W

MUSEO SMALL_ accessories



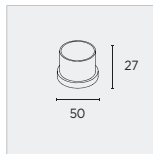
With the Narrow optic it is possible to obtain a 10° narrow beam.

Optic assembly and its coloured ring should not be ordered with this accessory.

Narrow Optic

Code

9Q 312 52

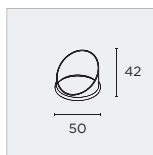


Thanks to this accessory it is possible to obtain a narrow and sharp beam, with a greater contrast between the illuminated and non-illuminated area.

Cut-Off

Code

9G 040



Thanks to this accessory it is possible to obtain an asymmetrically narrower and sharper beam with a greater contrast between the illuminated and non-illuminated area.

Visor

Code

9G 039



The honeycomb grid is an accessory used for the anti-glare effect. It reduces the luminous flux by 20%.

Honeycomb louvre

Code

9G 025



MUSEO COMPACT

MUSEO COMPACT_ projectors



MUSEO COMPACT

***adjustable spotlight - new look_
high efficiency COB LED source_***

Compact LED Projector with base. 355° horizontal and +/-180° vertical adjustment with aiming lock system. Mirror-painted polycarbonate optic including decora-

tive ring to be ordered separately. Beam angles include Spot, Medium and Wide. Accessories: narrow optic, shaper, cut-off, honeycomb louvre and satin diffuser. IP20.

INFO

Power

26/33/40W

Source

COB LED

Built to last

Lumen maintenance of 100.000 hrs at L80B10.

Colour and Colour Temperature

CRI 85 - 3000K / CRI 95 - 2700K
CRI 95 - 3000K / CRI 95 - 4000K

Control

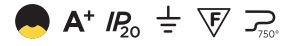
ON-OFF / DALI / 1-10V / PUSH

Body finish

○ ● ●

Ring finish

● ● ● ● ○ ● ●



Spot



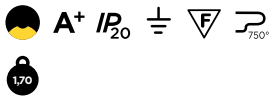
Medium



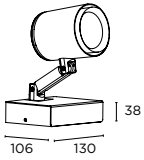
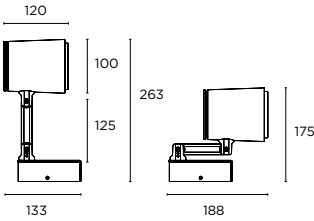
Wide



MUSEO COMPACT



MUSEO COMPACT_ projectors



Product configurator

366 + Ring - Optics

Code Control Power Finish CRI - CCT*

* For the version CRI 85 - 3000K it is not necessary to fill in the field.

MUSEO COMPACT

Code	Kg	Control	Power	Finish	CRI - CCT
366	1,70	40 ON-OFF	51 26W	42 ○ matt white	- 85 - 3000K
		4B 1-10V	52 33W	52 ● matt black	/9527 95 - 2700K
		4C PUSH	53 40W	92 ● concrete grey	/9530 95 - 3000K
		4D DALI			/9540 95 - 4000K

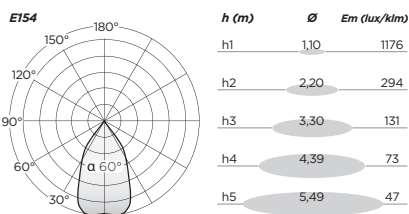
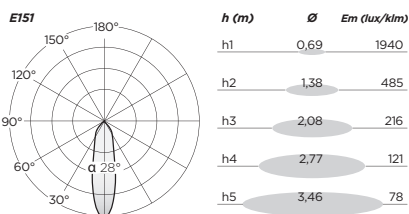
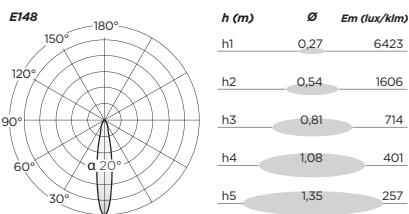
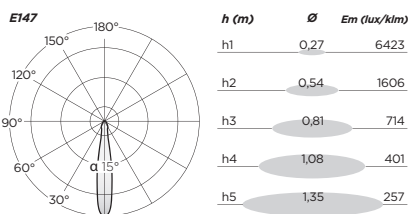
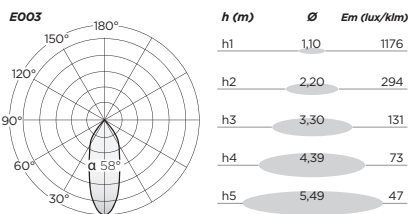
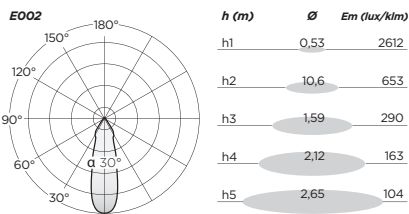
+

Ring - Optics

Code	Ring finish	Optics	26/33W	40W
366 90 50	10 ● lacquered red	/S Spot 15°	20°	
	17 ● matt orange	/M Medium 30°	28°	
	20 ● spring green	/W Wide 58°	60°	
	33 ● corn yellow			
	42 ○ matt white			
	52 ● matt black			
	92 ● concrete grey			



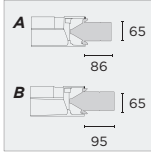
This ring comes with optic and protective screen.



MUSEO COMPACT

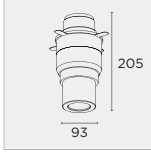
Power	Source consumption	CRI - CCT	Nominal	Optics	Deliv. output	Efficacy				
26W	24,5W	85 - 3000K	3648 lm	Spot 15°	E147 2566 lm	105 lm/W				
				Medium 30°	E002 2526 lm	103 lm/W				
				Wide 58°	E003 2521 lm	103 lm/W				
				95 - 2700K	3027 lm	Spot 15°	E147 2129 lm	87 lm/W		
						Medium 30°	E002 2096 lm	86 lm/W		
						Wide 58°	E003 2092 lm	85 lm/W		
				95 - 3000K	3146 lm	Spot 15°	E147 2213 lm	90 lm/W		
						Medium 30°	E002 2179 lm	89 lm/W		
						Wide 58°	E003 2174 lm	89 lm/W		
				95 - 4000K	3193 lm	Spot 15°	E147 2246 lm	92 lm/W		
						Medium 30°	E002 2211 lm	90 lm/W		
						Wide 58°	E003 2206 lm	90 lm/W		
				33W	31,3W	85 - 3000K	4611 lm	Spot 15°	E147 3243 lm	104 lm/W
								Medium 30°	E002 3193 lm	102 lm/W
								Wide 58°	E003 3186 lm	102 lm/W
95 - 2700K	3798 lm	Spot 15°	E147 2671 lm					85 lm/W		
		Medium 30°	E002 2630 lm					84 lm/W		
		Wide 58°	E003 2624 lm					84 lm/W		
95 - 3000K	3949 lm	Spot 15°	E147 2777 lm					89 lm/W		
		Medium 30°	E002 2734 lm					87 lm/W		
		Wide 58°	E003 2728 lm					87 lm/W		
95 - 4000K	4011 lm	Spot 15°	E147 2821 lm					90 lm/W		
		Medium 30°	E002 2777 lm					89 lm/W		
		Wide 58°	E003 2771 lm					89 lm/W		
40W	35,8W	85 - 3000K	5760 lm					Spot 20°	E148 3951 lm	110 lm/W
								Medium 28°	E151 3937 lm	110 lm/W
								Wide 60°	E154 3913 lm	109 lm/W
				95 - 2700K	4745 lm	Spot 20°	E148 3255 lm	91 lm/W		
						Medium 28°	E151 3244 lm	91 lm/W		
						Wide 60°	E154 3224 lm	90 lm/W		
				95 - 3000K	4932 lm	Spot 20°	E148 3383 lm	94 lm/W		
						Medium 28°	E151 3371 lm	94 lm/W		
						Wide 60°	E154 3351 lm	94 lm/W		
				95 - 4000K	5009 lm	Spot 20°	E148 3436 lm	96 lm/W		
						Medium 28°	E151 3424 lm	96 lm/W		
						Wide 60°	E154 3403 lm	95 lm/W		

MUSEO COMPACT_ accessories



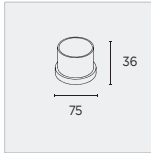
With the Narrow optic it is possible to obtain a 10° narrow beam.

Optic assembly and its coloured ring should not be ordered with this accessory.

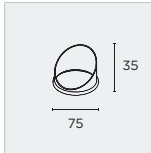


Adjustable optical system and removable plate.

Optic assembly and its coloured ring should not be ordered with this accessory.



Thanks to this accessory it is possible to obtain a narrow and sharp beam, with a greater contrast between the illuminated and non-illuminated area.



Thanks to this accessory it is possible to obtain an asymmetrically narrower and sharper beam with a greater contrast between the illuminated and non-illuminated area.



The honeycomb grid is an accessory used for the anti-glare effect. It reduces the luminous flux by 20%.

Narrow Optic

Code	Version
9G 315 52	/A for 26/33W /B for 40W

Shaper

Code
9G 311 52

Cut-Off

Code
9G 044

Visor

Code
9G 043

Honeycomb louvre

Code	Version
9G 019	for 26/33W



MUSEO

MUSEO_projectors



MUSEO

***adjustable spotlight - new look_
high efficiency COB LED source_***

LED Projector manufactured from die-cast aluminium. Fitted with galvanised fixing bracket. Finishes include matt white, matt black and concrete grey. 359° horizontal and +/-180° vertical ad-

justment with aiming lock system. Each fixture needs to be completed with a mirror-painted polycarbonate reflective optic including decorative ring. Available beam angles include Spot,

Medium, and Large. The decorative ring is available in seven finish options. Accessories include narrow optics attachment, cut-off, honeycomb louvre and satin diffuser. IP20.

INFO

Power
26/40/53/66/80W

Source
COB LED


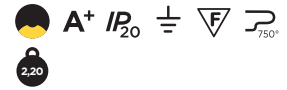
Built to last
Lumen maintenance of 100.000 hrs at L80B10.

Colour and Colour Temperature
CRI 85 - 3000K / CRI 95 - 2700K
CRI 95 - 3000K / CRI 95 - 4000K

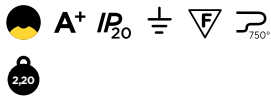
Control
ON-OFF / DALI / 1-10V / PUSH

Body finish
○ ● ●

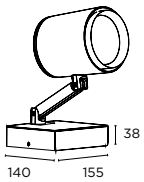
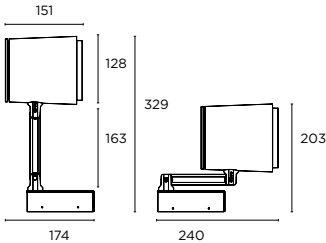

Ring finish
● ● ● ● ● ● ●



MUSEO



MUSEO_projectors



Product configurator

608 + Ring - Optics

Code Control Power Finish CRI - CCT*

* For the version CRI 85 - 3000K it is not necessary to fill in the field.

MUSEO 26/40/53W

Code	Kg	Control	Power	Finish	CRI - CCT
608	1,72	40 ON-OFF	50 26W	42 ○ matt white	- 85 - 3000K
		4B 1-10V	52 40W	52 ● matt black	/9527 95 - 2700K
		4C PUSH	53 53W	92 ● concrete grey	/9530 95 - 3000K
		4D DALI	57 66W		/9540 95 - 4000K

MUSEO 80W

Code	Kg	Control	Power	Finish	CRI - CCT
608	1,72	40 ON-OFF	55 80W	42 ○ matt white	- 85 - 3000K
				52 ● matt black	/9527 95 - 2700K
				92 ● concrete grey	/9530 95 - 3000K
					/9540 95 - 4000K

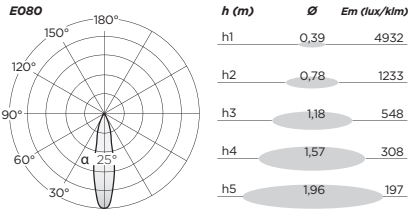
+

Ring - Optics

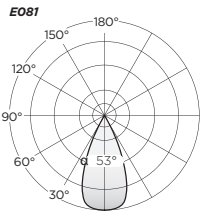
Code	Ring finish	Optics	26W	40/53/66/80W
607 90 50	10 ● lacquered red	/S Spot	15°	23°
	17 ● matt orange	/M Medium	25°	33°
	20 ● spring green	/L Large	53°	57°
	33 ● corn yellow			
	42 ○ matt white			
	52 ● matt black			
	92 ● concrete grey			



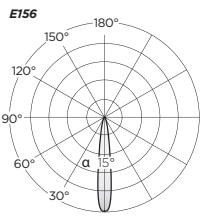
This ring comes with optic and protective screen.



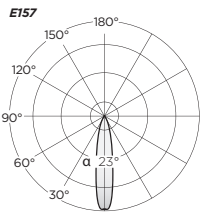
h (m)	Ø	Em (lux/klm)
h1	0,39	4932
h2	0,78	1233
h3	1,18	548
h4	1,57	308
h5	1,96	197



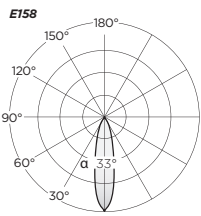
h (m)	Ø	Em (lux/klm)
h1	0,85	1539
h2	1,71	385
h3	2,56	171
h4	3,42	96
h5	4,27	62



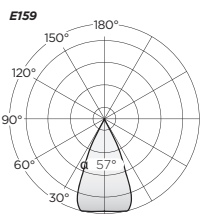
h (m)	Ø	Em (lux/klm)
h1	0,22	10258
h2	0,44	2565
h3	0,67	1140
h4	0,89	641
h5	1,11	410



h (m)	Ø	Em (lux/klm)
h1	0,29	6481
h2	0,58	1620
h3	0,88	720
h4	1,17	405
h5	1,46	259



h (m)	Ø	Em (lux/klm)
h1	0,43	4309
h2	0,87	1077
h3	1,30	479
h4	1,74	269
h5	2,17	172

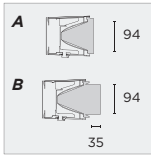


h (m)	Ø	Em (lux/klm)
h1	0,90	1641
h2	1,80	410
h3	2,71	182
h4	3,61	103
h5	4,51	66

MUSEO

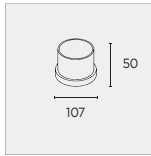
Power	Source consumption	CRI - CCT	Nominal	Optics	Deliv. output	Efficacy				
26W	24,8W	85 - 3000K	3804 lm	Spot 15°	E156 2815 lm	113 lm/W				
				Medium 25°	E080 2853 lm	115 lm/W				
				Large 53°	E081 2853 lm	115 lm/W				
				95 - 2700K	Spot 15°	E156 2336 lm	97 lm/W			
					Medium 25°	E080 2368 lm	98 lm/W			
					Large 53°	E081 2368 lm	98 lm/W			
				95 - 3000K	3281 lm	Spot 15°	E156 2428 lm	101 lm/W		
						Medium 25°	E080 2461 lm	102 lm/W		
						Large 53°	E081 2461 lm	102 lm/W		
				95 - 4000K	3333 lm	Spot 15°	E156 2466 lm	100 lm/W		
						Medium 25°	E080 2500 lm	101 lm/W		
						Large 53°	E081 2500 lm	101 lm/W		
				40W	35,9W	85 - 3000K	5822 lm	Spot 23°	E157 4308 lm	120 lm/W
								Medium 33°	E158 4366 lm	122 lm/W
								Large 57°	E159 4366 lm	122 lm/W
95 - 2700K	4797 lm	Spot 23°	E157 3550 lm					99 lm/W		
		Medium 33°	E158 3598 lm					100 lm/W		
		Large 57°	E159 3598 lm					100 lm/W		
95 - 3000K	4989 lm	Spot 23°	E157 3692 lm					103 lm/W		
		Medium 33°	E158 3742 lm					104 lm/W		
		Large 57°	E159 3742 lm					104 lm/W		
95 - 4000K	5066 lm	Spot 23°	E157 3749 lm					104 lm/W		
		Medium 33°	E158 3800 lm					106 lm/W		
		Large 57°	E159 3800 lm					106 lm/W		
53W	49W	85 - 3000K	7438 lm					Spot 23°	E157 5504 lm	112 lm/W
								Medium 33°	E158 5578 lm	114 lm/W
								Large 57°	E159 5578 lm	114 lm/W
				95 - 2700K	6126 lm	Spot 23°	E157 4533 lm	93 lm/W		
						Medium 33°	E158 4595 lm	94 lm/W		
						Large 57°	E159 4595 lm	94 lm/W		
				95 - 3000K	6371 lm	Spot 23°	E157 4715 lm	96 lm/W		
						Medium 33°	E158 4779 lm	98 lm/W		
						Large 57°	E159 4779 lm	98 lm/W		
				95 - 4000K	6469 lm	Spot 23°	E157 4787 lm	98 lm/W		
						Medium 33°	E158 4852 lm	99 lm/W		
						Large 57°	E159 4852 lm	99 lm/W		
				66W	61,7W	85 - 3000K	9155 lm	Spot 23°	E157 6774 lm	110 lm/W
								Medium 33°	E158 6866 lm	111 lm/W
								Large 57°	E159 6866 lm	111 lm/W
95 - 2700K	7538 lm	Spot 23°	E157 5578 lm					90 lm/W		
		Medium 33°	E158 5653 lm					92 lm/W		
		Large 57°	E159 5653 lm					92 lm/W		
95 - 3000K	7843 lm	Spot 23°	E157 5804 lm					94 lm/W		
		Medium 33°	E158 5882 lm					95 lm/W		
		Large 57°	E159 5882 lm					95 lm/W		
95 - 4000K	7962 lm	Spot 23°	E157 5892 lm					95 lm/W		
		Medium 33°	E158 5972 lm					97 lm/W		
		Large 57°	E159 5972 lm					97 lm/W		
80W	73,1W	85 - 3000K	10515 lm					Spot 23°	E157 7781 lm	106 lm/W
								Medium 33°	E158 7886 lm	108 lm/W
								Large 57°	E159 7886 lm	108 lm/W
				95 - 2700K	8658 lm	Spot 23°	E157 6407 lm	88 lm/W		
						Medium 33°	E158 6493 lm	89 lm/W		
						Large 57°	E159 6493 lm	89 lm/W		
				95 - 3000K	9008 lm	Spot 23°	E157 6666 lm	91 lm/W		
						Medium 33°	E158 6756 lm	92 lm/W		
						Large 57°	E159 6756 lm	92 lm/W		
				95 - 4000K	9145 lm	Spot 23°	E157 6767 lm	93 lm/W		
						Medium 33°	E158 6859 lm	94 lm/W		
						Large 57°	E159 6859 lm	94 lm/W		

MUSEO_ accessories

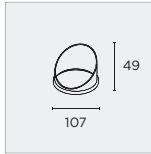


With the Narrow optic it is possible to obtain a 10° narrow beam.

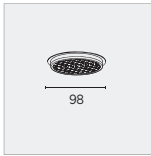
Optic assembly and its coloured ring should not be ordered with this accessory.



Thanks to this accessory it is possible to obtain a narrow and sharp beam, with a greater contrast between the illuminated and non-illuminated area.



Thanks to this accessory it is possible to obtain an asymmetrically narrower and sharper beam with a greater contrast between the illuminated and non-illuminated area.



The honeycomb grid is an accessory used for the anti-glare effect. It reduces the luminous flux by 20%.

Narrow Optic

Code	Version
9Q 316 52	/A for 26W
	/B for 40W

Cut-Off

Code
9G 046

Visor

Code
9G 045

Honeycomb louvre

Code	Version
9G 017	for 26W



INDEX_ downlights



NEW **BLOG SMALL**
482



NEW **BLOG**
488



NEW **BLOG SMALL TRIMLESS**
492



NEW **BLOG TRIMLESS**
498



GHOST
502



NEW **PIN**
508



NEW **ORGANIC**
514



NEW **NIO SMALL**
518



NEW **NIO**
524



BAT
532



PLURIEL MICRO
538



PLURIEL
544



PLURIEL PLUS
550



NEW **JAM**
558



NEW **GIOTTO**
559



TEDDY
560



IO
568



BLOG

adjustable or fixed_ high efficiency COB LED source_

Fixed LED downlight made from die-cast aluminium available in 2700K, 3000K and 4000K in CRI95 and 3000K in CRI85. Nominal power consumption of 6W (900lm). Lumen maintenance of 100,000 hrs at L80B10. The downlight is complete with an optics assembly including mirror-painted polycarbonate reflective optic in different beam angles. An optional coloured cover made

from PMMA can be added to the optics assembly in translucent, translucent orange, translucent blue and translucent green or matt black. The coloured cover catches the light and gives the downlight a glowing, coloured cover effect. Ingress protection of IP20 or IP40 in the fixed version, when used with satin diffuser, which is available as an accessory. Class III luminaire to

be used with remote driver, available for ON/OFF, DALI, 1-10V, PUSH and PHASE CUT dimming. Also available in emergency version (consult factory). A Bluetooth accessory can be used in combination with the DALI driver for control via a smartphone app. To be ordered separately. Housing finishes include matt white textured and matt black textured (powder coated).

INFO

Power

6/13W - 350mA

Source

COB LED

Built to last

Lumen maintenance of 100,000 hrs at L80B10.

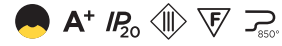
Colour and Colour Temperature

CRI 85 - 3000K / CRI 95 - 2700K
CRI 95 - 3000K / CRI 95 - 4000K

Control

ON-OFF / DALI / PUSH-I-10V / PHASE CUT

Body finish



Spot



Medium



Large



Wide



BLOG SMALL_ downlights

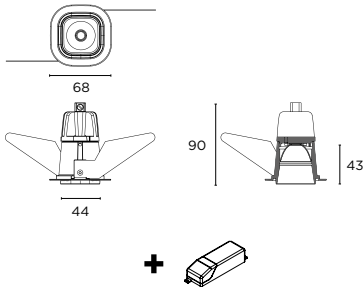


Product configurator

120 54 + Driver

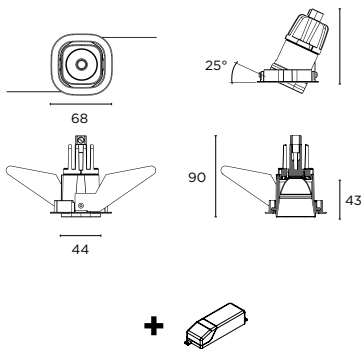
Code Version Source Finish CRI - CCT* Optics

** For the version CRI 85 - 3000K it is not necessary to fill in the field.*



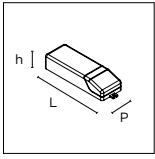
BLOG SMALL fixed

Code	Kg	Version	Source	Finish	CRI - CCT	Optics
120	0,17	81 fixed	54 LED - 6W	BT ● matt black	- 85 - 3000K	/M 25°
				WT ○ matt white	/9527 95 - 2700K	/L 32°
					/9530 95 - 3000K	/W 40°
					/9540 95 - 4000K	



BLOG SMALL tilt

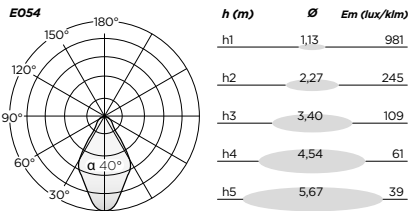
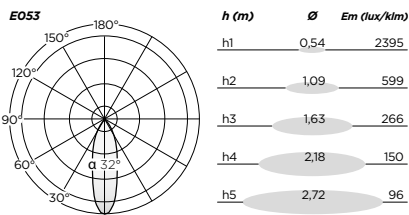
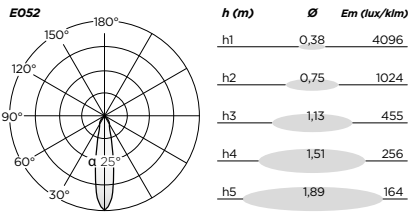
Code	Kg	Version	Source	Finish	CRI - CCT	Optics
120	0,15	82 tilt	54 LED - 6W	BT ● matt black	- 85 - 3000K	/M 25°
				WT ○ matt white	/9527 95 - 2700K	/L 32°
					/9530 95 - 3000K	/W 40°
					/9540 95 - 4000K	



Driver LED

Driver 350mA

Code	Control	LxPxh	Power	Voltage	Frequency
9D0 350 10 AL	ON-OFF	75x38x22	max 8,4W	220/240V	0/50/60Hz
9DM 008 DD TC	DALI	120x52x22	max 15W	220/240V	50/60Hz
9DM 036 DA TC	PUSH/1-10V	120x52x22	max 18W	220/240V	50/60Hz
9DM 012 TF TC	PHASE CUT	166x46x34	max 17W	220/240V	50/60Hz



BLOG SMALL

Power	Source consumption	CRI - CCT	Nominal	Optics	Deliv. output	Efficacy
6W	6,1W	85 - 3000K	900 lm	Medium 25°	E052 680 lm	111 lm/W
				Large 32°	E053 676 lm	111 lm/W
				Wide 40°	E054 586 lm	96 lm/W
95 - 2700K	710 lm	95 - 2700K	710 lm	Medium 25°	E052 536 lm	88 lm/W
				Large 32°	E053 533 lm	87 lm/W
				Wide 40°	E054 462 lm	76 lm/W
95 - 3000K	745 lm	95 - 3000K	745 lm	Medium 25°	E052 563 lm	92 lm/W
				Large 32°	E053 560 lm	92 lm/W
				Wide 40°	E054 485 lm	79 lm/W
95 - 4000K	765 lm	95 - 4000K	765 lm	Medium 25°	E052 578 lm	95 lm/W
				Large 32°	E053 575 lm	94 lm/W
				Wide 40°	E054 498 lm	82 lm/W

BLOG SMALL_ accessories



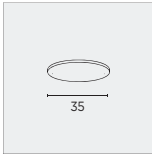
Decorative ring made of paste painted polycarbonate. The coloured finishes are translucent, the black finish is opaque.



Ring

Code	Finish
------	--------

120 90 00	T0	○ neutral
	T1	● orange fire
	T2	● green
	T6	● ocean blue
	52	● black



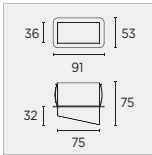

The satin diffuser increases the diffusion of the luminous flux by widening and softening the beam of light.



Satin diffuser

Code

9G 024



Accessory bluetooth.
To be used with DALI driver.



Bluetooth®

Code

9N 004 CON





Product configurator

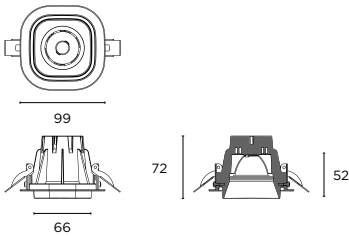
121 54 + Driver

Code Version Source Finish CRI - CCT* Optics

** For the version CRI 85 - 3000K it is not necessary to fill in the field.*

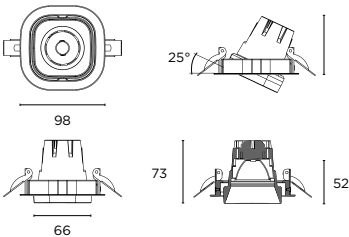
BLOG fixed

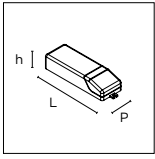
Code	Kg	Version	Source	Finish	CRI - CCT	Optics
121	0,25	81 fixed	54 LED - 13W	BT ● matt black	- 85 - 3000K	/S 33°
				WT ○ matt white	/9527 95 - 2700K	/M 47°
					/9530 95 - 3000K	/L 54°
					/9540 95 - 4000K	



BLOG tilt

Code	Kg	Version	Source	Finish	CRI - CCT	Optics
121	0,25	82 tilt	54 LED - 13W	BT ● matt black	- 85 - 3000K	/S 33°
				WT ○ matt white	/9527 95 - 2700K	/M 47°
					/9530 95 - 3000K	/L 54°
					/9540 95 - 4000K	

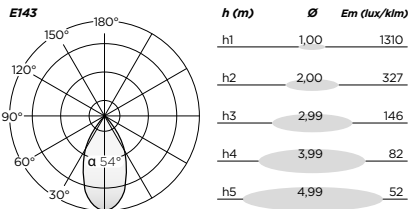
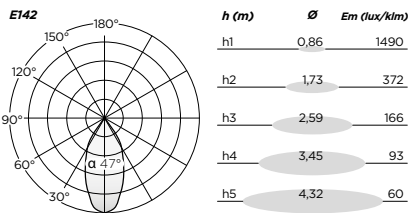
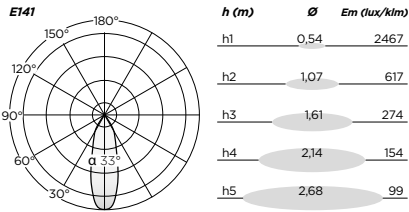




Driver LED

Driver 350mA

Code	Control	LxPxh	Power	Voltage	Frequency
9D0 350 16 AL	ON-OFF	125x38x23	max 15W	220/240V	0/50/60Hz
9DM 008 DD TC	DALI	120x52x22	max 15W	220/240V	50/60Hz
9DM 036 DA TC	PUSH/1-10V	120x52x22	max 18W	220/240V	50/60Hz
9DM 021 TF TC	PHASE CUT	120x52x22	max 18W	220/240V	50/60Hz



BLOG

Power	Source consumption	CRI - CCT	Nominal	Optics	Deliv. output	Efficacy
13W	11,8W	85 - 3000K	1910 lm	Spot 33°	E141 1331 lm	113 lm/W
				Medium 47°	E142 1309 lm	111 lm/W
				Large 54°	E143 1319 lm	112 lm/W
				Spot 33°	E141 1098 lm	93 lm/W
				Medium 47°	E142 1079 lm	91 lm/W
				Large 54°	E143 1088 lm	92 lm/W
				Spot 33°	E141 1143 lm	97 lm/W
				Medium 47°	E142 1124 lm	95 lm/W
				Large 54°	E143 1132 lm	96 lm/W
95 - 2700K	1575 lm	95 - 3000K	1640 lm	Spot 33°	E141 1157 lm	98 lm/W
				Medium 47°	E142 1137 lm	96 lm/W
				Large 54°	E143 1146 lm	97 lm/W
				Spot 33°	E141 1157 lm	98 lm/W
				Medium 47°	E142 1137 lm	96 lm/W
				Large 54°	E143 1146 lm	97 lm/W
95 - 4000K	1660 lm	95 - 4000K	1660 lm	Spot 33°	E141 1157 lm	98 lm/W
				Medium 47°	E142 1137 lm	96 lm/W
				Large 54°	E143 1146 lm	97 lm/W
				Spot 33°	E141 1157 lm	98 lm/W
				Medium 47°	E142 1137 lm	96 lm/W
				Large 54°	E143 1146 lm	97 lm/W

BLOG_ accessories

BLOG_ downlights



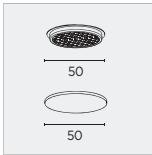
Decorative ring made of paste painted polycarbonate. The coloured finishes are translucent, the black finish is opaque.



Ring

Code Finish

121 90 00	T0	○ neutral
	T1	● orange fire
	T2	● green
	T6	● ocean blue
	52	● black



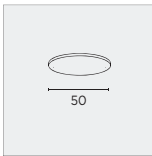
The honeycomb grid is an accessory used for the anti-glare effect. It reduces the luminous flux by 20%.



Honeycomb louvre

Code

9G 067



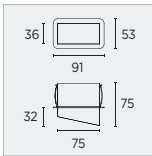

The satin diffuser increases the diffusion of the luminous flux by widening and softening the beam of light.



Satin diffuser

Code

9G 026



Accessory bluetooth.
To be used with DALI driver.



Bluetooth®

Code

9N 004 CON



BLOG TRIMLESS

BLOG TRIMLESS_ downlights

**BLOG TRIMLESS**

***equipped with one or two spotlights_
high efficiency LED source_***

LED downlight trimless made from die-cast aluminium available in 2700K, 3000K and 4000K in CRI95 and 3000K in CRI85. Nominal power consumption of 1/2x6W (1/2x900lm). Lumen maintenance of 100,000 hrs at L80B10. The LED chamber can be installed in two positions: completely recessed and semi-recessed. The downlight is complete with an optics assembly including mirror-painted polycarbonate reflective optic available in dif-

ferent beam angles. An optional coloured cover made from PMMA can be added to the optics assembly in translucent, translucent orange, translucent blue and translucent green or black. The coloured cover catches the light and gives the downlight a glowing, coloured cover effect. Luminaire suitable for ceiling thickness of 12mm to 60mm. Ingress protection of IP20. Class III luminaire to be used with remote driver, available for ON/OFF,

DALI and PUSH dimming. Also available in emergency version (consult factory). A Bluetooth accessory can be used in combination with the DALI driver for control via a smart phone app. To be ordered separately. Satin diffuser available as accessory. Plaster body supplied in white as standard to be ordered separately. Finishes for inside the body include matt white textured and matt black textured (powder coated).

INFO

Power

1/2x6W - 350mA
1/2x13W - 350mA / 2x13W - 700mA

Source

COB LED

Built to last

Lumen maintenance of 100,000 hrs at L80B10.

Colour and Colour Temperature

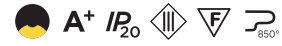
CRI 85 - 3000K / CRI 95 - 2700K
CRI 95 - 3000K / CRI 95 - 4000K

Control

ON-OFF / DALI / PUSH - 1-10V / PHASE CUT

Body finish

○



Spot



Medium



Large



Wide

BLOG SMALL TRIMLESS NEW



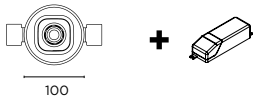
BLOG SMALL TRIMLESS_ downlights

Product configurator

120 80 91 42 + 1x 120 54 + Driver

Code Code Version Source Finish CRI - CCT* Optics

* For the version CRI 85 - 3000K it is not necessary to fill in the field.



Ø105

BLOG SMALL TRIMLESS 1x

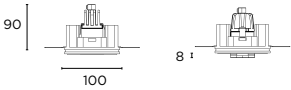
Code Kg

120 80 91 42 gypsum 0,10

+

Code Kg Version Source Finish CRI - CCT 1x Optics

Code	Kg	Version	Source	Finish	CRI - CCT	1x Optics
120	0,17	80 fixed	54 LED - 6W	BT ● matt black	- 85 - 3000K	/M 25°
				WT ○ matt white	/9527 95 - 2700K	/L 32°
					/9530 95 - 3000K	/W 40°
					/9540 95 - 4000K	

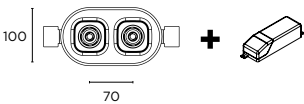


Product configurator

120 80 92 42 + 2x 120 54 + Driver

Code Code Version Source Finish CRI - CCT* Optics

* For the version CRI 85 - 3000K it is not necessary to fill in the field.



Ø105
175

BLOG SMALL TRIMLESS 2x

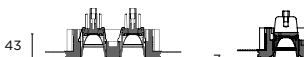
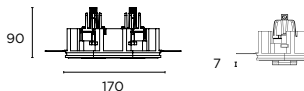
Code Kg

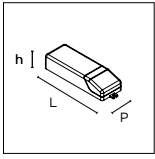
120 80 92 42 gypsum 0,17

+

Code Kg Version Source Finish CRI - CCT 2x Optics

Code	Kg	Version	Source	Finish	CRI - CCT	2x Optics
120	0,17	80 fixed	54 LED - 6W	BT ● matt black	- 85 - 3000K	/M 25°
				WT ○ matt white	/9527 95 - 2700K	/L 32°
					/9530 95 - 3000K	/W 40°
					/9540 95 - 4000K	





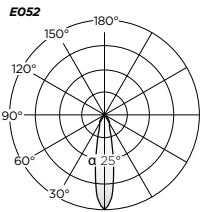
Driver LED

Driver 350mA for 1x6W

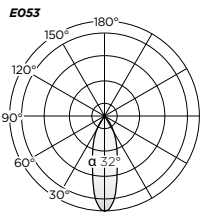
Code	Control	LxPxh	Power	Voltage	Frequency
9DO 350 10 AL	ON-OFF	75x38x22	max 8,4W	220/240V	0/50/60Hz
9DM 041 DD TR	DALI/PUSH	190x43x30	max 17W	220/240V	50/60Hz

Driver 350mA for 2x6W

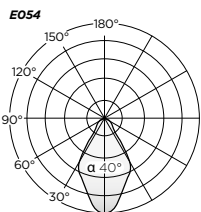
Code	Control	LxPxh	Power	Voltage	Frequency
9DO 350 16 AL	ON-OFF	125x38x23	max 15W	220/240V	0/50/60Hz
9DM 041 DD TR	DALI/PUSH	190x43x30	max 17W	220/240V	50/60Hz



h (m)	Ø	Em (lux/klm)
h1	0,38	4096
h2	0,75	1024
h3	1,13	455
h4	1,51	256
h5	1,89	164



h (m)	Ø	Em (lux/klm)
h1	0,54	2395
h2	1,09	599
h3	1,63	266
h4	2,18	150
h5	2,72	96



h (m)	Ø	Em (lux/klm)
h1	1,13	981
h2	2,27	245
h3	3,40	109
h4	4,54	61
h5	5,67	39

BLOG SMALL TRIMLESS

Power	Source consumption	CRI - CCT	Nominal	Optics	Deliv. output	Efficacy
6W	6,1W	85 - 3000K	900 lm	Medium 25° E052	680 lm	111 lm/W
				Large 32° E053	676 lm	111 lm/W
				Wide 40° E054	586 lm	96 lm/W
95 - 2700K	710 lm		Medium 25° E052	536 lm	88 lm/W	
			Large 32° E053	533 lm	87 lm/W	
			Wide 40° E054	462 lm	76 lm/W	
95 - 3000K	745 lm		Medium 25° E052	563 lm	92 lm/W	
			Large 32° E053	560 lm	92 lm/W	
			Wide 40° E054	485 lm	79 lm/W	
95 - 4000K	765 lm		Medium 25° E052	578 lm	95 lm/W	
			Large 32° E053	575 lm	94 lm/W	
			Wide 40° E054	498 lm	82 lm/W	

BLOG SMALL TRIMLESS_ accessories



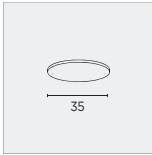
Decorative ring made of paste painted polycarbonate. The coloured finishes are translucent, the black finish is opaque.



Ring

Code	Finish
------	--------

120 90 00	T0	○ neutral
	T1	● orange fire
	T2	● green
	T6	● ocean blue
	52	● black



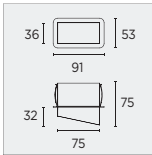

The satin diffuser increases the diffusion of the luminous flux by widening and softening the beam of light.



Satin diffuser

Code

9G 024



Accessory bluetooth.
To be used with DALI driver.



Bluetooth®

Code

9N 004 CON





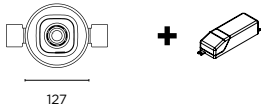
BLOG TRIMLESS_ downlights

Product configurator

121 80 91 42 + 1x 121 80 54 + Driver

Code Code Version Power Finish CRI - CCT* Optics

** For the version CRI 85 - 3000K it is not necessary to fill in the field.*



BLOG TRIMLESS 1x

Code Kg

121 80 91 42 gypsum 0,85



Code Kg Version Power Finish CRI - CCT 1x Optics

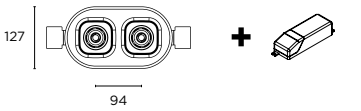
121	0,25	80	fixed	54	LED	BT <input checked="" type="radio"/> matt black	-	85 - 3000K	/S	33°
						WT <input type="radio"/> matt white	/9527	95 - 2700K	/M	47°
							/9530	95 - 3000K	/L	54°
							/9540	95 - 4000K		

Product configurator

121 80 92 42 + 2x 121 80 54 + Driver

Code Code Version Power Finish CRI - CCT* Optics

** For the version CRI 85 - 3000K it is not necessary to fill in the field.*



BLOG TRIMLESS 2x

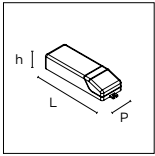
Code Kg

121 80 92 42 gypsum 1,50



Code Kg Version Power Finish CRI - CCT 2x Optics

121	0,25	80	fixed	54	LED	BT <input checked="" type="radio"/> matt black	-	85 - 3000K	/S	33°
						WT <input type="radio"/> matt white	/9527	95 - 2700K	/M	47°
							/9530	95 - 3000K	/L	54°
							/9540	95 - 4000K		



Driver LED

Driver 350mA for 1x13W

Code	Control	LxPxh	Power	Voltage	Frequency
9DO 350 16 AL	ON-OFF	125x38x23	max 15W	220/240V	0/50/60Hz
9DM 008 DD TC	DALI	120x52x22	max 15W	220/240V	50/60Hz
9DM 036 DA TC	PUSH/1-10V	120x52x22	max 18W	220/240V	50/60Hz
9DM 012 TF TC	PHASE CUT	166x46x34	max 17W	220/240V	50/60Hz

2xDriver 350mA for 2x13W

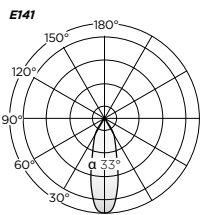
Code	Control	LxPxh	Power	Voltage	Frequency
9DO 350 16 AL	ON-OFF	125x38x23	max 15W	220/240V	0/50/60Hz
9DM 008 DD TC	DALI	120x52x22	max 15W	220/240V	50/60Hz
9DM 036 DA TC	PUSH/1-10V	120x52x22	max 18W	220/240V	50/60Hz
9DM 021 TF TC	PHASE CUT	120x52x22	max 18W	220/240V	50/60Hz

For inaccessible false ceiling, **Order a power supply for each individual luminaire.**

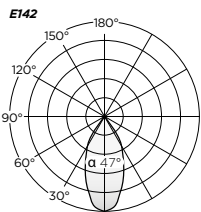
Driver 700mA for 2x13W

Code	Control	LxPxh	Power	Voltage	Frequency
9DO 700 30 AL	ON-OFF	125x38x23	max 30W	220/240V	0/50/60Hz
9DM 007 DD TC	DALI	103x67x21	max 32W	220/240V	50/60Hz
9DM 028 DA TC	PUSH/1-10V	103x67x21	max 32W	220/240V	50/60Hz
9DM 012 TF TC	PHASE CUT	166x46x34	max 32W	220/240V	50/60Hz

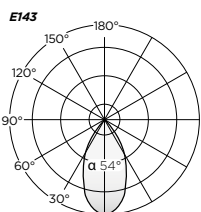
Parallel connection.



h (m)	Ø	Em (lux/klm)
h1	0,54	2467
h2	1,07	617
h3	1,61	274
h4	2,14	154
h5	2,68	99



h (m)	Ø	Em (lux/klm)
h1	0,86	1490
h2	1,73	372
h3	2,59	166
h4	3,45	93
h5	4,32	60



h (m)	Ø	Em (lux/klm)
h1	1,00	1310
h2	2,00	327
h3	2,99	146
h4	3,99	82
h5	4,99	52

BLOG TRIMLESS

Power	Source consumption	CRI - CCT	Nominal	Optics	Deliv. output	Efficacy
13W	11,8W	85 - 3000K	1910 lm	Spot 33°	E141 1331 lm	113 lm/W
				Medium 47°	E142 1309 lm	111 lm/W
				Large 54°	E143 1319 lm	112 lm/W
95 - 2700K	1575 lm	95 - 2700K	1575 lm	Medium 33°	E141 1098 lm	93 lm/W
				Large 47°	E142 1079 lm	91 lm/W
				Wide 54°	E143 1088 lm	92 lm/W
95 - 3000K	1640 lm	95 - 3000K	1640 lm	Medium 33°	E141 1143 lm	97 lm/W
				Large 47°	E142 1124 lm	95 lm/W
				Wide 54°	E143 1132 lm	96 lm/W
95 - 4000K	1660 lm	95 - 4000K	1660 lm	Medium 33°	E141 1157 lm	98 lm/W
				Large 47°	E142 1137 lm	96 lm/W
				Wide 54°	E143 1146 lm	97 lm/W

BLOG TRIMLESS_ accessories



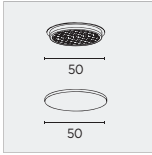
Decorative ring made of paste painted polycarbonate. The coloured finishes are translucent, the black finish is opaque.



Ring

Code **Finish**

121 90 00	T0	○ neutral
	T1	● orange fire
	T2	● green
	T6	● ocean blue
	52	● black



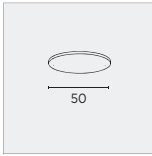
The honeycomb grid is an accessory used for the anti-glare effect. It reduces the luminous flux by 20%.



Honeycomb louvre

Code

9G 067



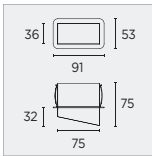

The satin diffuser increases the diffusion of the luminous flux by widening and softening the beam of light.



Satin diffuser

Code

9G 026



Accessory bluetooth.
To be used with DALI driver.



Bluetooth®

Code

9N 004 CON



GHOST

GHOST_ downlights



Dry Paint Saloon - Kuwait City | Kuwait
Lighting designer: Archis, Jassim Alshehab Architects

GHOST

**body in gypsum for plasterboard ceiling_
LED light source or GU10 bulbs_**

Downlight for installation in plaster board ceilings. Suitable for ceiling thickness of 10mm - 25mm. The housing needs to be completed with a LED

Booster KIT or lamp (to be ordered separately). Ingress protection of IP20. Also available with pyrex glass diffuser included. IP40.

INFO

Power

5/9/13W - max 50W

Source

COB LED - QPAR-16/Hal./LED/CFL GU10

Built to last

Lumen maintenance of 100,000 hrs at L80B10.

Colour and Colour Temperature


CRI 85 - 2700K / CRI 85 - 3000K / CRI 85 - 4000K
CRI 95 - 2700K / CRI 95 - 3000K / CRI 95 - 4000K

Control

ON-OFF / DALI / PUSH / 1-10V / PHASE CUT

Body finish

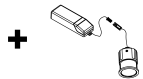
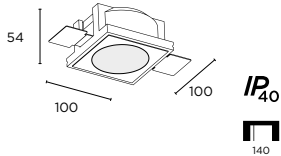
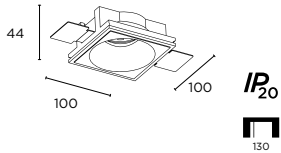
○



GHOST ROUND



GHOST ROUND_ downlights



Product configurator

105 54 42 LED BOOSTER KIT 51

Code Version Power Finish

GHOST ROUND

Code	Kg	Version	Power	Finish
105	0,50	82 IP20 - without diffuser	54 max 13W	42 ○ gypsum
		83 IP40 - with diffuser pyrex		

+



LED BOOSTER KIT 51
Optics with LED source
including heatsink and driver
220/240 - 50/60 Hz.

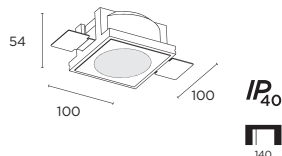
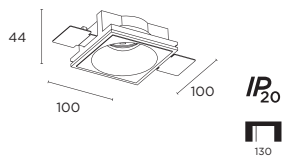
A+

LED BOOSTER KIT 51 - 5W

Code	Kg	Version	CRI - CCT	Control	Optics
114	0,20	06 LED 5W	2785 85 - 2700K	A ON-OFF	/S Spot 29°
			3085 85 - 3000K	B 1-10V	/M Medium 41°
			4085 85 - 4000K	C PUSH	/L Large 54°
				D DALI	
				F PHASE CUT	

LED BOOSTER KIT 51 - 9/13W

Code	Kg	Version	CRI - CCT	Control	Optics	9W	13W	
114	0,20	09 LED 9W	3085 85 - 3000K	A ON-OFF	/S Spot	29°	21°	
			13 LED 13W	2795 95 - 2700K	B 1-10V	/M Medium	41°	28°
				3095 95 - 3000K	C PUSH	/L Large	54°	38°
				4095 95 - 4000K	D DALI			
				F PHASE CUT				



Product configurator

105

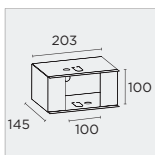
Code Version Power Finish

GHOST ROUND GU10

Code	Kg	Version	Power	Finish
105	0,50	82	IP20 - without diffuser	70 QPAR-16 GU10 - max 50W Hal./LED/CFL GU10 - max 50W
		83	IP40 - with diffuser	42 <input type="radio"/> gypsum

Mains voltage.

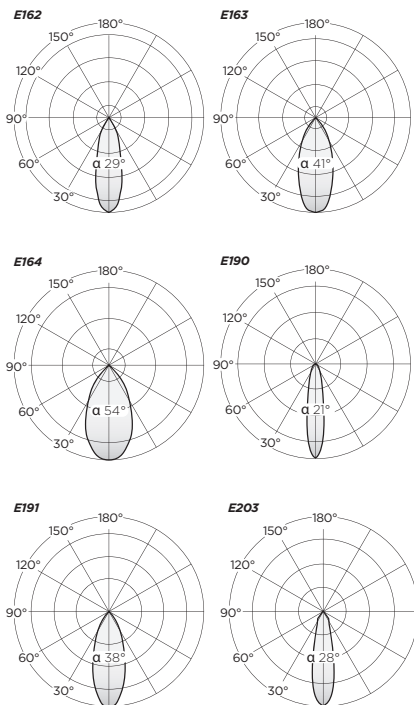
GHOST ROUND_ accessory



Concrete/brick housing.

Housing

Code	Kg
105 90 00	0,90



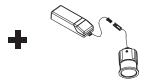
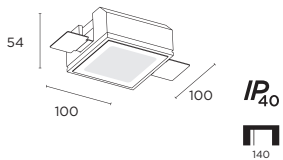
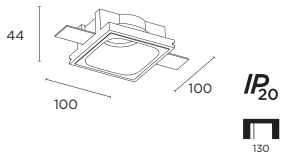
LED BOOSTER KIT 51

Power	Source consumption	CRI - CCT	Nominal	Optics	Deliv. output	Efficacy
5W	4,6W	85 - 2700K	421 lm	Spot 29°	E162 363 lm	79 lm/W
				Medium 41°	E163 330 lm	72 lm/W
				Large 54°	E164 313 lm	68 lm/W
				Spot 29°	E162 340 lm	74 lm/W
				Medium 41°	E163 309 lm	67 lm/W
				Large 54°	E164 293 lm	64 lm/W
				Spot 29°	E162 380 lm	83 lm/W
				Medium 41°	E163 346 lm	75 lm/W
				Large 54°	E164 328 lm	71 lm/W
9W	8,7W	85 - 3000K	1300 lm	Spot 29°	E162 1005 lm	116 lm/W
				Medium 41°	E163 914 lm	105 lm/W
				Large 54°	E164 866 lm	100 lm/W
				Spot 29°	E162 584 lm	64 lm/W
				Medium 41°	E163 531 lm	58 lm/W
				Large 54°	E164 503 lm	55 lm/W
				Spot 29°	E162 606,805 lm	67 lm/W
				Medium 41°	E163 551,855 lm	61 lm/W
				Large 54°	E164 522,81 lm	57 lm/W
9W	8,7W	95 - 2700K	755 lm	Spot 29°	E162 584 lm	64 lm/W
				Medium 41°	E163 531 lm	58 lm/W
				Large 54°	E164 503 lm	55 lm/W
				Spot 29°	E162 606,805 lm	67 lm/W
				Medium 41°	E163 551,855 lm	61 lm/W
				Large 54°	E164 522,81 lm	57 lm/W
				Spot 29°	E162 668,645 lm	73 lm/W
				Medium 41°	E163 608,095 lm	67 lm/W
				Large 54°	E164 576,09 lm	63 lm/W
13W	12,1W	85 - 3000K	1623 lm	Spot 21°	E190 1434 lm	118 lm/W
				Medium 28°	E203 1436 lm	119 lm/W
				Large 38°	E191 1441 lm	119 lm/W
				Spot 21°	E190 1105 lm	91 lm/W
				Medium 28°	E203 1107 lm	91 lm/W
				Large 38°	E191 1111 lm	92 lm/W
				Spot 21°	E190 1162 lm	96 lm/W
				Medium 28°	E203 1164 lm	96 lm/W
				Large 38°	E191 1167 lm	96 lm/W
13W	12,1W	95 - 2700K	1251 lm	Spot 21°	E190 1105 lm	91 lm/W
				Medium 28°	E203 1107 lm	91 lm/W
				Large 38°	E191 1111 lm	92 lm/W
				Spot 21°	E190 1162 lm	96 lm/W
				Medium 28°	E203 1164 lm	96 lm/W
				Large 38°	E191 1167 lm	96 lm/W
				Spot 21°	E190 1398 lm	116 lm/W
				Medium 28°	E203 1401 lm	116 lm/W
				Large 38°	E191 1405 lm	116 lm/W

GHOST SQUARE



GHOST SQUARE_ downlights



Product configurator

105
54
42
+ LED BOOSTER KIT 51

Code Version Power Finish

GHOST SQUARE

Code	Kg	Version	Power	Finish
105	0,52	80	IP20 - without diffuser	54
		84	IP40 - with diffuser pyrex	42



LED BOOSTER KIT 51 - 5W

Code	Kg	Version	CRI - CCT	Control	Optics					
114	0,20	06	LED 5W	2785	85 - 2700K	A	ON-OFF	/S	Spot	29°
			3085	85 - 3000K	B	1-10V	/M	Medium	41°	
			4085	85 - 4000K	C	PUSH/1-10V	/L	Large	54°	
			D	DALI	F	PHASE CUT				

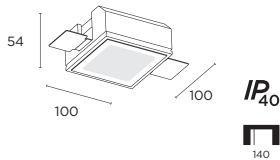
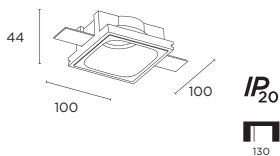


LED BOOSTER KIT 51
Optics with LED source
including heatsink and driver
220/240 - 50/60 Hz.



LED BOOSTER KIT 51 - 9/13W

Code	Kg	Version	CRI - CCT	Control	Optics	9W	13W				
114	0,20	09	LED 9W	3085	85 - 3000K	A	ON-OFF	/S	Spot	29°	21°
			2795	95 - 2700K	B	1-10V	/M	Medium	41°	28°	
			3095	95 - 3000K	C	PUSH/1-10V	/L	Large	54°	38°	
			4095	95 - 4000K	D	DALI	F	PHASE CUT			



Product configurator

105 **70** **42**

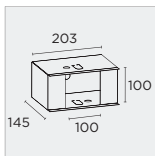
Code Version Power Finish

GHOST SQUARE GU10

Code	Kg	Version	Power	Finish
105	0,50	80	IP20 - without diffuser	70 QPAR-16 GU10 - max 50W 42 <input type="radio"/> gypsum
		84	IP40 - with diffuser	Hal./LED/CFL GU10 - max 50W

Mains voltage.

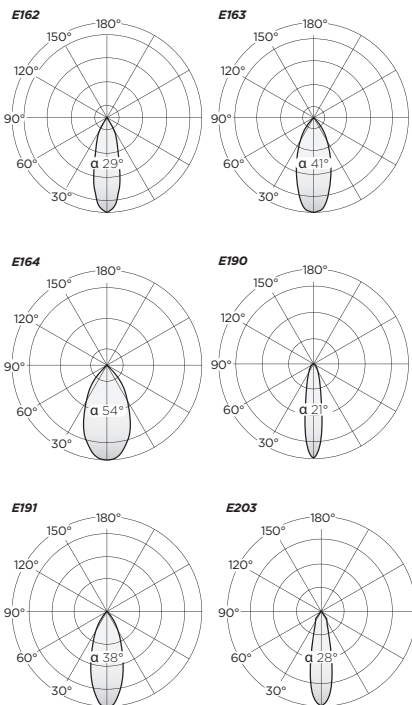
GHOST SQUARE_ accessory



Concrete/brick housing.

Housing

Code	Kg
105 90 00	0,90



LED BOOSTER KIT 51

Power	Source consumption	CRI - CCT	Nominal	Optics	Deliv. output	Efficacy
5W	4,6W	85 - 2700K	421 lm	Spot 29°	E162 363 lm	79 lm/W
				Medium 41°	E163 330 lm	72 lm/W
				Large 54°	E164 313 lm	68 lm/W
				Spot 29°	E162 340 lm	74 lm/W
				Medium 41°	E163 309 lm	67 lm/W
				Large 54°	E164 293 lm	64 lm/W
		85 - 3000K	394 lm	Spot 29°	E162 380 lm	83 lm/W
				Medium 41°	E163 346 lm	75 lm/W
				Large 54°	E164 328 lm	71 lm/W
				Spot 29°	E162 1005 lm	116 lm/W
				Medium 41°	E163 914 lm	105 lm/W
				Large 54°	E164 866 lm	100 lm/W
9W	8,7W	85 - 3000K	1300 lm	Spot 29°	E162 584 lm	64 lm/W
				Medium 41°	E163 531 lm	58 lm/W
				Large 54°	E164 503 lm	55 lm/W
				Spot 29°	E162 606,805 lm	67 lm/W
				Medium 41°	E163 551,855 lm	61 lm/W
				Large 54°	E164 522,81 lm	57 lm/W
		95 - 2700K	755 lm	Spot 29°	E162 668,645 lm	73 lm/W
				Medium 41°	E163 608,095 lm	67 lm/W
				Large 54°	E164 576,09 lm	63 lm/W
				Spot 29°	E162 1434 lm	118 lm/W
				Medium 41°	E163 1436 lm	119 lm/W
				Large 54°	E164 1441 lm	119 lm/W
13W	12,1W	85 - 3000K	1623 lm	Spot 21°	E190 1105 lm	91 lm/W
				Medium 28°	E203 1107 lm	91 lm/W
				Large 38°	E191 1111 lm	92 lm/W
				Spot 21°	E190 1162 lm	96 lm/W
				Medium 28°	E203 1164 lm	96 lm/W
				Large 38°	E191 1167 lm	96 lm/W
		95 - 2700K	1251 lm	Spot 21°	E190 1398 lm	116 lm/W
				Medium 28°	E203 1401 lm	116 lm/W
				Large 38°	E191 1405 lm	116 lm/W
				Spot 21°	E190 1162 lm	96 lm/W
				Medium 28°	E203 1164 lm	96 lm/W
				Large 38°	E191 1167 lm	96 lm/W

NEW

PIN

PIN_ downlights



PIN

**maximum visual comfort_
high efficiency LED source_**

Family of extremely compact round LED downlights with diameters of 25mm, 44mm and 64mm as well as an organic shape version. The inner bezel acts as the reflector and is available in nine colour choices. When choosing a matt black inner bezel finish, the bez-

el acts like a matt dark-light-reflector for minimal glare and maximum visual comfort. When choosing colours for the inner bezel, the light will catch the colour and will appear softly coloured on the periphery of the beam. Ingress protection of IP54 from the front and

IP20 from the back. Class III luminaire for use with remote ON/OFF or DALI driver. A Bluetooth accessory can be used in combination with the DALI driver for control via a smart phone app. New housing finishes include copper, dark bronze and gold.

INFO

Power

1,2W - 350mA / 4,5W - 250mA / 10W - 300mA

Source

LED

Built to last

Lumen maintenance of 90,000 hrs at L80B10.


Colour and Colour Temperature


CRI 85 - 2700K / CRI 85 - 3000K / CRI 85 - 4000K
CRI 95 - 2700K / CRI 95 - 3000K / CRI 95 - 4000K

Control

ON-OFF / DALI / PUSH-I-10V

Finish



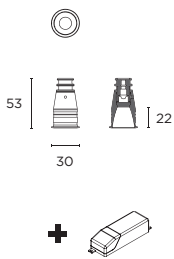


Product configurator

119 54 + Driver

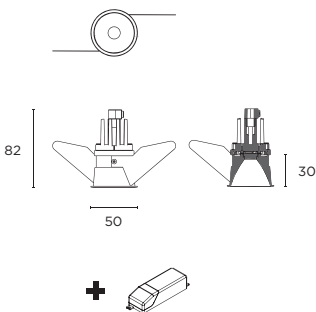
Code **Version** **Source** **Finish** **CRI - CCT***

** For the version CRI 85 - 3000K it is not necessary to fill in the field.*



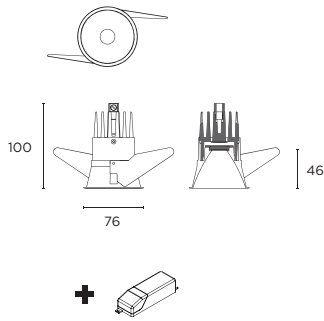
PIN MICRO

Code	Version	Kg	Source	Finish	CRI - CCT
119	80	Ø 30	0,04	54 LED 1,2W	1M ● brick red /8527 85 - 2700K
				17 ● matt orange	- 85 - 3000K
				22 ● matt green	/8540 85 - 4000K
				64 ● baby blue	
				BK ● matt black	
				BZ ● bronze txt	
				CT ● copper txt	
				GT ● gold txt	
				WH ○ matt white	



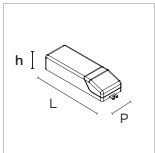
PIN SMALL

Code	Version	Kg	Source	Finish	CRI - CCT
119	81	Ø 50	0,14	54 LED 4,5W	1M ● brick red - 85 - 3000K
				17 ● matt orange	/9527 95 - 2700K
				22 ● matt green	/9530 95 - 3000K
				64 ● baby blue	/9540 95 - 4000K
				BK ● matt black	
				BZ ● bronze txt	
				CT ● copper txt	
				GT ● gold txt	
				WH ○ matt white	



PIN MEDIUM

Code	Version	Kg	Source	Finish	CRI - CCT
119	82	Ø 76	0,21	54 LED 10W	1M ● brick red - 85 - 3000K
				17 ● matt orange	/9527 95 - 2700K
				22 ● matt green	/9530 95 - 3000K
				64 ● baby blue	/9540 95 - 4000K
				BK ● matt black	
				BZ ● bronze txt	
				CT ● copper txt	
				GT ● gold txt	
				WH ○ matt white	



Driver LED

Driver 350mA for 1,2W

Code	Control	LxPxh	Power	Voltage	Frequency	Configuration
9DO 350 06 AL	ON-OFF	76x32x22	max 5,6W	220/240V	0/50/60Hz	max 4 pcs.
9DO 350 10 AL	ON-OFF	75x38x22	max 8,4W	220/240V	50/60Hz	max 8 pcs.
9DM 008 DD TC	DALI	120x52x22	max 15W	220/240V	50/60Hz	max 12 pcs.
9DM 011 DA TC	PUSH/1-10V	120x52x22	max 15W	220/240V	50/60Hz	max 12 pcs.

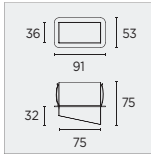

Driver 250mA for 4,5W

Code	Control	LxPxh	Power	Voltage	Frequency
9DO 250 10 AL1	ON-OFF	75x38x22	max 10W	220/240V	0/50/60Hz
9DM 008 DD TC	DALI	120x52x22	max 10W	220/240V	50/60Hz
9DM 036 DA TC	PUSH/1-10V	120x52x22	max 18W	220/240V	50/60Hz

Driver 300mA for 10W

Code	Control	LxPxh	Power	Voltage	Frequency
9DO 360 15 TC	ON-OFF	115x34x19	max 12,4W	220/240V	50/60Hz
9DM 042 DD TC	DALI	120x52x22	max 16W	220/240V	50/60Hz
9DM 036 DA TC	PUSH/1-10V	120x52x22	max 15W	220/240V	50/60Hz

PIN_ accessory



Accessory bluetooth.
To be used with DALI driver.

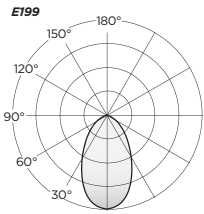


Bluetooth®


Code

9N 004 CON

PIN_ downlights



PIN

Power	Source consumption	CRI - CCT	Nominal		Deliv. output	Efficacy
1,2W	1,2 W	85 - 3000K	120 lm	E199	72 lm	60 lm/W
		85 - 2700K	110 lm	E199	66 lm	55 lm/W
		85 - 4000K	125 lm	E199	75 lm	63 lm/W
4,5W	4,3W	85 - 3000K	665 lm	E199	399 lm	93 lm/W
		95 - 2700K	525 lm	E199	315 lm	73 lm/W
		95 - 3000K	550 lm	E199	330 lm	77 lm/W
		95 - 4000K	565 lm	E199	339 lm	79 lm/W
10W	9,8W	85 - 3000K	1570 lm	E199	942 lm	96 lm/W
		95 - 2700K	1290 lm	E199	774 lm	79 lm/W
		95 - 3000K	1345 lm	E199	807 lm	82 lm/W
		95 - 4000K	1365 lm	E199	819 lm	84 lm/W



NEW

ORGANIC

ORGANIC_ downlights



ORGANIC

organic shape_

high efficiency COB LED source_

Small recessed LED COB downlight with a unique, organic shape manufactured from die-cast aluminium and deep recessed LED light source. Compact form, with a cut-out diameter of 64mm. Available in 2700K, 3000K and 4000K in CRI95 and 3000K in CRI85. Nominal power consumption of 10W (1570lm). Lumen maintenance of 90,000 hrs at L80B10. The inner bezel acts

as the reflector and is available in nine colour choices. When choosing a matt black body finish, the inner bezel acts as a matt dark-light-reflector for minimal glare and maximum visual comfort. When choosing colours for the body, a slightly coloured aura will be visible in the periphery of the beam, while the direct light distribution will be unaffected by the colour. Ingress

protection of IP54 from the front and IP20 from the back. Class III luminaire for use with remote ON/OFF, DALI and 1-10V driver. Also available in emergency version (consult factory). A Bluetooth accessory can be used in combination with the DALI driver for control via a smart phone app. New housing finishes include copper, dark bronze and gold (powder coated).

INFO

Power

10W - 350mA

Source

COB LED

Built to last

Lumen maintenance of 90,000 hrs at L80B10.


Colour and Colour Temperature

CRI 85 - 3000K / CRI 95 - 2700K
CRI 95 - 3000K / CRI 95 - 4000K

Control

ON-OFF / DALI / PUSH-I-10V

Finish





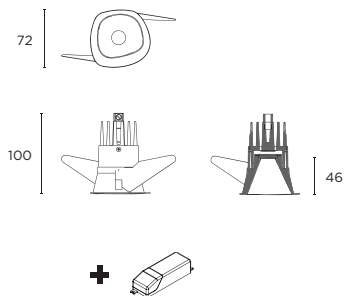
ORGANIC_ downlights

Product configurator

119 + Driver

Code **Version** **Source** **Finish** **CRI - CCT***

** For the version CRI 85 - 3000K it is not necessary to fill in the field.*



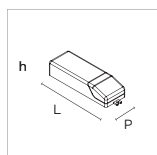
ORGANIC

Code	Version	Kg	Source	Finish	CRI - CCT
119	83	70x75 0,24	54 LED 10W	1M ● brick red	- 85 - 3000K
				17 ● matt orange	/9527 95 - 2700K
				22 ● matt green	/9530 95 - 3000K
				64 ● baby blue	/9540 95 - 4000K
				BK ● matt black	
				BZ ● bronze txt	
				CT ● copper txt	
				GT ● gold txt	
				WH ○ matt white	

+

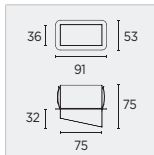

Driver 300mA for 10W

Code	Control	LxPxh	Power	Voltage	Frequency
9DO 360 15 TC	ON-OFF	115x34x19	max 12,4W	220/240V	50/60Hz
9DM 042 DD TC	DALI	120x52x22	max 16W	220/240V	50/60Hz
9DM 036 DA TC	PUSH/1-10V	120x52x22	max 15W	220/240V	50/60Hz



Driver LED

ORGANIC_ accessory



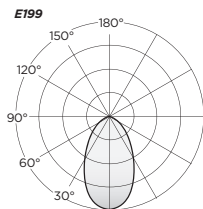
Accessory bluetooth.
To be used with DALI driver.




Bluetooth®

Code

9N 004 CON



ORGANIC

Power	Source consumption	CRI - CCT	Nominal	 Deliv. output	Efficacy
10W	9,8W	85 - 3000K	1570 lm	E199 942 lm	96 lm/W
		95 - 2700K	1290 lm	E199 774 lm	79 lm/W
		95 - 3000K	1345 lm	E199 807 lm	82 lm/W
		95 - 4000K	1365 lm	E199 819 lm	84 lm/W

NEW

NIO SMALL

NIO SMALL_ downlights



NIO SMALL **adjustable or fixed_** **high efficiency COB LED source_**

Small fixed or adjustable downlights. Adjustable Nio can be regulated up to 90° from the ceiling and rotated on its axis up to 355°. This condition makes NIO extremely versatile. Thanks to a rear closure, the housing that is placed in the upper side of this fixtures is not visible when NIO is pulled out. This feature provides this

fixture with a smooth outline no opaquer how NIO is regulated. Fixed NIO is the latest item of this range that has improved to a greater extent. All NIO downlights have a coloured ring as part of the optical assembly. This ring is available in many finishes and gives the fixtures a chromatic touch. Three different beam angles are

available for this product family which is powered by remote drivers for On-Off or dimmable operation, depending on the selection: DALI, PUSH/1-10V and PHASE CUT. An accessory to be coupled to the DALI power supply for a Bluetooth control system through a Smartphone App that can be purchased separately.

INFO

Power
13W - 350mA / 18W - 500mA

Source
COB LED

Built to last
Lumen maintenance of 70,000 hrs at L80B10.

Colour and Colour Temperature
CRI 85 - 3000K / CRI 95 - 2700K
CRI 95 - 3000K / CRI 95 - 4000K

Control
ON-OFF / DALI / PUSH / 1-10V / PHASE CUT

Body finish
○ ●

Ring finish
● ● ● ● ○ ● ●



Spot



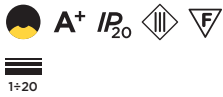
Medium



Large



NIO SMALL



NIO SMALL_ downlights

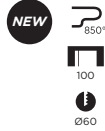
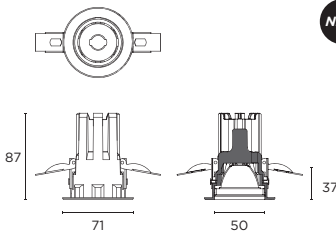


Product configurator

614 80 + Ring - Optic + Driver

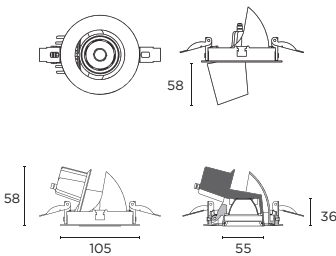
Code Version Finish CRI - CCT*

** For the version CRI 85 - 3000K it is not necessary to fill in the field.*



NIO SMALL fixed

Code	Version	Kg	Finish	CRI - CCT	
614 80	56	13W - 350mA max 18W - 500mA	0,26	4X ○ matt white 5X ● matt black	- 85 - 3000K /9527 95 - 2700K /9530 95 - 3000K /9540 95 - 4000K



NIO SMALL tilt

Code	Version	Kg	Finish	CRI - CCT	
614 80	54	13W - 350mA max 18W - 500mA	0,25	4X ○ matt white 5X ● matt black	- 85 - 3000K /9527 95 - 2700K /9530 95 - 3000K /9540 95 - 4000K

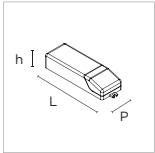




Optics with rings

Ring - Optic

Code	Ring finish	Optics
610 90 50	10 ● lacquered red	/S Spot 21°
	17 ● matt orange	/M Medium 38°
	20 ● spring green	/L Large 30°
	33 ● corn yellow	
	42 ○ matt white	
	52 ● matt black	
	92 ● concrete grey	



Driver LED

Driver 350mA for 13W

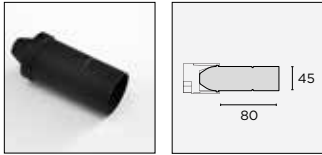
Code	Control	LxPxh	Power	Voltage	Frequency
9D0 350 16 AL	ON-OFF	125x38x23	max 15W	220/240V	0/50/60Hz
9DM 008 DD TC	DALI	120x52x22	max 20W	220/240V	50/60Hz
9DM 007 DD TC	DALI	103x67x21	max 24W	220/240V	50/60Hz
9DM 036 DA TC	PUSH/1-10V	120x52x22	max 18W	220/240V	50/60Hz
9DM 028 DA TC	PUSH/1-10V	103x67x21	max 25W	220/240V	50/60Hz
9DM 021 TF TC	PHASE CUT	120x52x22	max 18W	220/240V	50/60Hz

Driver 500mA for 18W

Code	Control	LxPxh	Power	Voltage	Frequency
9D0 350 16 AL	ON-OFF	125x38x23	max 15W	220/240V	0/50/60Hz
9DM 008 DD TC	DALI	120x52x22	max 20W	220/240V	50/60Hz
9DM 007 DD TC	DALI	103x67x21	max 24W	220/240V	50/60Hz
9DM 036 DA TC	PUSH/1-10V	120x52x22	max 18W	220/240V	50/60Hz
9DM 028 DA TC	PUSH/1-10V	103x67x21	max 25W	220/240V	50/60Hz
9DM 021 TF TC	PHASE CUT	120x52x22	max 18W	220/240V	50/60Hz



NIO SMALL_ accessories




With the Narrow optic it is possible to obtain a 10° narrow beam.
Optic assembly and its coloured ring should not be ordered with this accessory.

Narrow Optic

Code

9Q 312 52

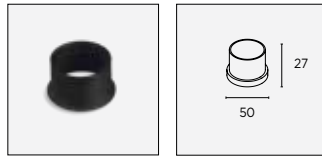


The honeycomb grid is an accessory used for the anti-glare effect. It reduces the luminous flux by 20%.

Honeycomb louvre

Code

9G 025

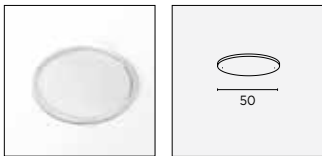


Thanks to this accessory it is possible to obtain a narrow and sharp beam, with a strong contrast between the illuminated and unlit area.

Cut-Off

Code

9G 040

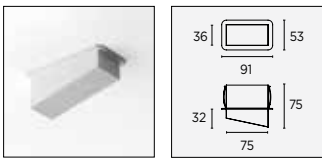


The satin diffuser increases the diffusion of the luminous flux by widening and softening the beam of light.

Satin diffuser

Code

9G 026

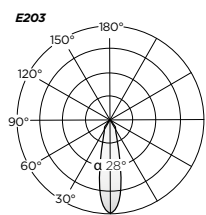
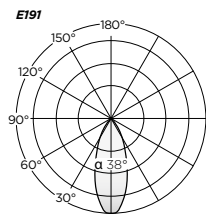
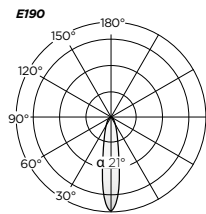


Accessory bluetooth.
To be used with DALI driver.

Bluetooth®

Code

9N 004 CON



NIO SMALL

Power	Source consumption	CRI - CCT	Nominal	Optics	Deliv. output	Efficacy	
13W	12,2W	85 - 3000K	1700 lm	Spot 21°	E190 1502 lm	123 lm/W	
				Medium 28°	E203 1509 lm	124 lm/W	
				Large 38°	E191 1208 lm	99 lm/W	
			95 - 2700K	1305 lm	Spot 21°	E190 1153 lm	94 lm/W
					Medium 28°	E203 1158 lm	95 lm/W
					Large 38°	E191 927 lm	76 lm/W
			95 - 3000K	1375 lm	Spot 21°	E190 1215 lm	100 lm/W
					Medium 28°	E203 1221 lm	100 lm/W
					Large 38°	E191 977 lm	80 lm/W
95 - 4000K	1490 lm	Spot 21°	E190 1316 lm	108 lm/W			
		Medium 28°	E203 1323 lm	108 lm/W			
		Large 38°	E191 1058 lm	87 lm/W			
18W	17,9W	85 - 3000K	2255 lm	Spot 21°	E190 1992 lm	111 lm/W	
				Medium 28°	E203 2002 lm	112 lm/W	
				Large 38°	E191 1602 lm	89 lm/W	
			95 - 2700K	1735 lm	Spot 21°	E190 1533 lm	86 lm/W
					Medium 28°	E203 1540 lm	86 lm/W
					Large 38°	E191 1233 lm	69 lm/W
			95 - 3000K	1825 lm	Spot 21°	E190 1612 lm	90 lm/W
					Medium 28°	E203 1620 lm	91 lm/W
					Large 38°	E191 1296 lm	72 lm/W
95 - 4000K	1980 lm	Spot 21°	E190 1749 lm	98 lm/W			
		Medium 28°	E203 1758 lm	98 lm/W			
		Large 38°	E191 1407 lm	79 lm/W			

NEW

NIO

NIO_ downlights



NIO
adjustable or fixed_
high efficiency COB LED source_

Fixed or adjustable downlights. Adjustable Nio can be regulated up to 90° from the ceiling and rotated on its axis up to 355°. This condition makes NIO extremely versatile. Thanks to a rear closure, the housing that is placed in the upper side of this fixtures is not visible when NIO is pulled out. This feature provides this fix-

ture with a smooth outline no opaquer how NIO is regulated. Fixed NIO is the latest item of this range that has improved to a greater extent. All NIO downlights have a coloured ring as part of the optical assembly. This ring is available in many finishes and gives the fixtures a chromatic touch. Three different beam angles are

available for this product family which is powered by remote drivers for On-Off or dimmable operation, depending on the selection: DALI, PUSH/1-10V and PHASE CUT. An accessory to be coupled to the DALI power supply for a Bluetooth control system through a Smartphone App that can be purchased separately.

INFO

Power

18W - 500mA / 53W - 1400mA

Source

COB LED

Built to last

Lumen maintenance of 90,000 hrs at L80B10.

Colour and Colour Temperature

CRI 85 - 3000K / CRI 95 - 2700K
CRI 95 - 3000K / CRI 95 - 4000K

Control

ON-OFF / DALI / PUSH / 1-10V / PHASE CUT

Body finish

○ ●

Ring finish

● ● ● ● ○ ● ●



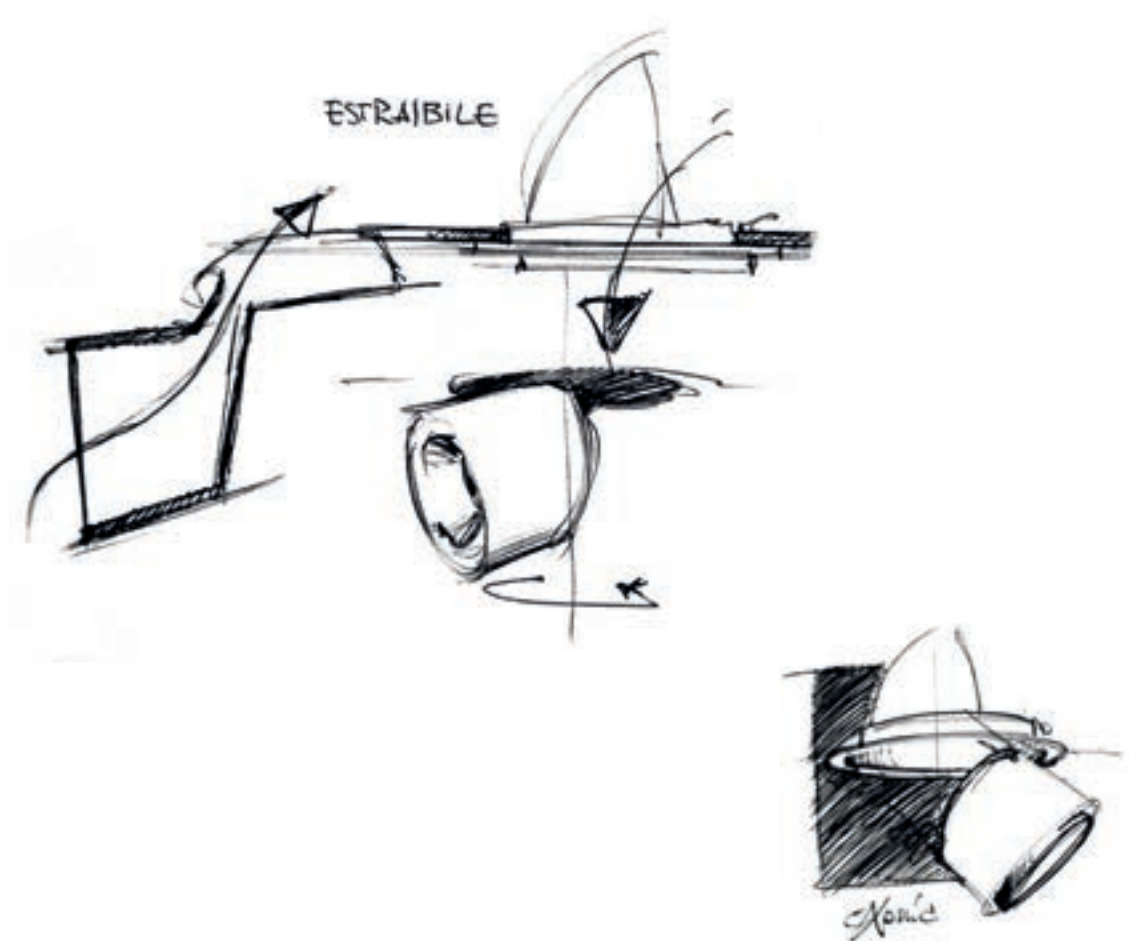
Spot




Medium



Wide



NIO



NIO_ downlights

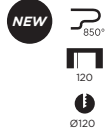
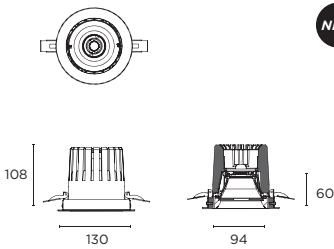


Product configurator

602 80 + Ring - Optic + Driver

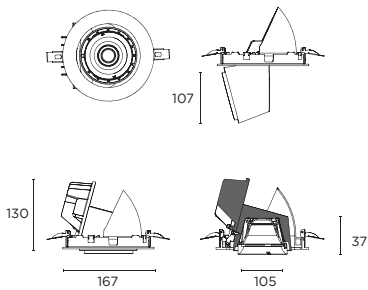
Code Version Finish CRI - CCT*

* For the version CRI 85 - 3000K it is not necessary to fill in the field.



NIO fixed

Code	Version	Kg	Finish	CRI - CCT
602 80	56	0,85	4X ○ matt white	- 85 - 3000K
			5X ● matt black	/9527 95 - 2700K
	57			/9530 95 - 3000K
				/9540 95 - 4000K



NIO tilt

Code	Version	Kg	Finish	CRI - CCT
602 80	54	1,00	4X ○ matt white	- 85 - 3000K
			5X ● matt black	/9527 95 - 2700K
	55			/9530 95 - 3000K
				/9540 95 - 4000K





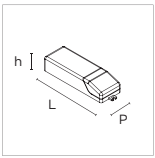
Optics with rings

Ring - Optic

Code	Ring finish	Optics	18/26W	33/40W	53W
602 90 50	10 ● lacquered red	/S Spot	15°	20°	26°
	17 ● matt orange	/M Medium	30°	28°	38°
	20 ● spring green	/W Wide	58°	60°	57°
	33 ● corn yellow				
	42 ○ matt white				
	52 ● matt black				
	92 ● concrete grey				

+

+



Driver LED

Driver 500mA for 18W

Code	Control	LxPxh	Power	Voltage	Frequency
9D0 500 21 VS	ON-OFF	145x43x30	max 21W	220/240V	50/60Hz
9DM 007 DD TC	DALI	103x67x21	max 24W	220/240V	50/60Hz
9DM 008 DD TC	DALI	120x52x22	max 20W	220/240V	50/60Hz
9DM 028 DA TC	PUSH/1-10V	103x67x21	max 25W	220/240V	50/60Hz
9DM 036 DA TC	PUSH/1-10V	120x52x22	max 18W	220/240V	50/60Hz
9DM 012 TF TC	PHASE CUT	166x46x34	max 24W	220/240V	50/60Hz
9DM 016 TF TC	PHASE CUT	120x52x22	max 21W	220/240V	50/60Hz

Driver 700mA for 26W

Code	Control	LxPxh	Power	Voltage	Frequency
9D0 700 29 VS	ON-OFF	145x43x30	max 29W	220/240V	50/60Hz
9DM 007 DD TC	DALI	103x67x21	max 32W	220/240V	50/60Hz
9DM 028 DA TC	PUSH/1-10V	103x67x21	max 32W	220/240V	50/60Hz
9DM 012 TF TC	PHASE CUT	166x46x34	max 32W	220/240V	50/60Hz

Driver 900mA for 33W

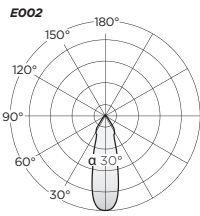
Code	Control	LxPxh	Power	Voltage	Frequency
9D0 900 42 TR	ON-OFF	160x82x34	max 42W	220/240V	50/60Hz
9DM 032 DD TC	DALI/1-10V PUSH	124x79x22	max 60W	220/240V	50/60Hz

Driver 1050mA for 40W

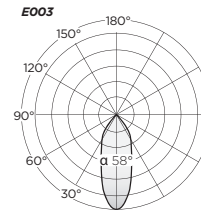
Code	Control	LxPxh	Power	Voltage	Frequency
9D0 1050 42 TR	ON-OFF	160x82x34	max 42W	220/240V	50/60Hz
9DM 032 DD TC	DALI/1-10V PUSH	124x79x22	max 60W	220/240V	50/60Hz

Driver 1400mA for 53W

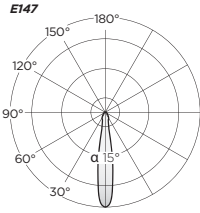
Code	Control	LxPxh	Power	Voltage	Frequency
9D 1400 60 TR	ON-OFF	160x82x34	max 60W	220/240V	50/60Hz
9DM 020 DD TC	DALI/1-10V PUSH	129x76x30	max 55W	220/240V	50/60Hz



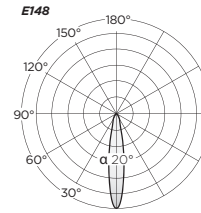
<i>h</i> (m)	Ø	Em (lux/klm)
h1	0,53	2612
h2	10,6	653
h3	1,59	290
h4	2,12	163
h5	2,65	104



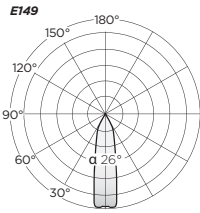
<i>h</i> (m)	Ø	Em (lux/klm)
h1	1,10	1176
h2	2,20	294
h3	3,30	131
h4	4,39	73
h5	5,49	47



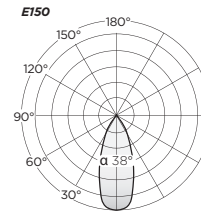
<i>h</i> (m)	Ø	Em (lux/klm)
h1	0,27	6423
h2	0,54	1606
h3	0,81	714
h4	1,08	401
h5	1,35	257



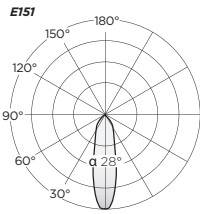
<i>h</i> (m)	Ø	Em (lux/klm)
h1	0,27	6423
h2	0,54	1606
h3	0,81	714
h4	1,08	401
h5	1,35	257



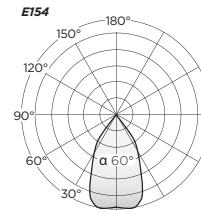
<i>h</i> (m)	Ø	Em (lux/klm)
h1	0,47	2923
h2	0,93	731
h3	1,40	325
h4	1,86	183
h5	2,33	117



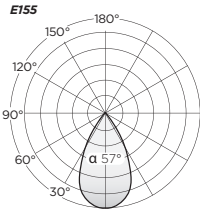
<i>h</i> (m)	Ø	Em (lux/klm)
h1	0,88	1176
h2	2,20	294
h3	3,30	131
h4	4,39	73
h5	5,49	47



<i>h</i> (m)	Ø	Em (lux/klm)
h1	0,69	1940
h2	1,38	485
h3	2,08	216
h4	2,77	121
h5	3,46	78




<i>h</i> (m)	Ø	Em (lux/klm)
h1	1,10	1176
h2	2,20	294
h3	3,30	131
h4	4,39	73
h5	5,49	47



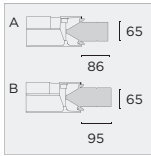
<i>h</i> (m)	Ø	Em (lux/klm)
h1	1,07	1193
h2	2,13	298
h3	3,20	133
h4	4,26	75
h5	5,33	48

NIO

Power	Source consumption	CRI - CCT	Nominal	Optics		Deliv. output	Efficacy				
18W	17,5W	85 - 3000K	2695 lm	Spot	15°	E147	1977 lm	113 lm/W			
				Medium	30°	E002	1878 lm	107 lm/W			
				Wide	58°	E003	1877 lm	107 lm/W			
			95 - 2700K	2220 lm	Spot	15°	E147	1629 lm	93 lm/W		
					Medium	30°	E002	1547 lm	88 lm/W		
					Wide	58°	E003	1546 lm	88 lm/W		
			95 - 3000K	2310 lm	Spot	15°	E147	1695 lm	97 lm/W		
					Medium	30°	E002	1610 lm	92 lm/W		
					Wide	58°	E003	1608 lm	92 lm/W		
		95 - 4000K	2345 lm	Spot	15°	E147	1720 lm	98 lm/W			
				Medium	30°	E002	1634 lm	93 lm/W			
				Wide	58°	E003	1633 lm	93 lm/W			
26W	25,1W	85 - 3000K	3570 lm	Spot	15°	E147	2619 lm	104 lm/W			
				Medium	30°	E002	2488 lm	99 lm/W			
				Wide	58°	E003	2486 lm	99 lm/W			
			95 - 2700K	2945 lm	Spot	15°	E147	2160 lm	86 lm/W		
					Medium	30°	E002	2052 lm	82 lm/W		
					Wide	58°	E003	2051 lm	82 lm/W		
			95 - 3000K	3060 lm	Spot	15°	E147	2245 lm	89 lm/W		
					Medium	30°	E002	2133 lm	85 lm/W		
					Wide	58°	E003	2131 lm	85 lm/W		
		95 - 4000K	3105 lm	Spot	15°	E147	2278 lm	91 lm/W			
				Medium	30°	E002	2164 lm	86 lm/W			
				Wide	58°	E003	2162 lm	86 lm/W			
		33W	30,3W	85 - 3000K	4860 lm	Spot	20°	E148	3333 lm	110 lm/W	
						Medium	28°	E151	3322 lm	110 lm/W	
						Wide	60°	E154	3302 lm	109 lm/W	
					95 - 2700K	4000 lm	Spot	20°	E148	2744 lm	91 lm/W
							Medium	28°	E151	2734 lm	90 lm/W
							Wide	60°	E154	2718 lm	90 lm/W
95 - 3000K	4165 lm				Spot	20°	E148	2857 lm	94 lm/W		
					Medium	28°	E151	2847 lm	94 lm/W		
					Wide	60°	E154	2830 lm	93 lm/W		
95 - 4000K	4230 lm			Spot	20°	E148	2901 lm	96 lm/W			
				Medium	28°	E151	2892 lm	95 lm/W			
				Wide	60°	E154	2874 lm	95 lm/W			
40W	35,7W			85 - 3000K	5515 lm	Spot	20°	E148	3783 lm	106 lm/W	
						Medium	28°	E151	3770 lm	106 lm/W	
						Wide	60°	E154	3747 lm	105 lm/W	
					95 - 2700K	4545 lm	Spot	20°	E148	3117 lm	87 lm/W
							Medium	28°	E151	3107 lm	87 lm/W
							Wide	60°	E154	3088 lm	86 lm/W
		95 - 3000K	4725 lm		Spot	20°	E148	3241 lm	91 lm/W		
					Medium	28°	E151	3230 lm	90 lm/W		
					Wide	60°	E154	3210 lm	90 lm/W		
		95 - 4000K	4800 lm	Spot	20°	E148	3292 lm	92 lm/W			
				Medium	28°	E151	3281 lm	92 lm/W			
				Wide	60°	E154	3261 lm	91 lm/W			
		53W	48,7W	85 - 3000K	6965 lm	Spot	26°	E149	4777 lm	98 lm/W	
						Medium	38°	E150	4761 lm	98 lm/W	
						Wide	57°	E155	4732 lm	97 lm/W	
					95 - 2700K	5737 lm	Spot	26°	E149	3935 lm	81 lm/W
							Medium	38°	E150	3922 lm	81 lm/W
							Wide	57°	E155	3898 lm	80 lm/W
95 - 3000K	5967 lm				Spot	26°	E149	4093 lm	84 lm/W		
					Medium	38°	E150	4079 lm	84 lm/W		
					Wide	57°	E155	4054 lm	83 lm/W		
95 - 4000K	6058 lm			Spot	26°	E149	4155 lm	85 lm/W			
				Medium	38°	E150	4141 lm	85 lm/W			
				Wide	57°	E155	4116 lm	85 lm/W			

NIO_ accessories

NIO_ downlights

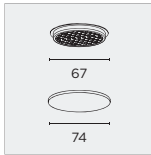


With the Narrow optic it is possible to obtain a 10° narrow beam.

Optic assembly and its coloured ring should not be ordered with this accessory.

Narrow Optic

Code	Version
9Q 314 52	/A 26W
	/B 33/40W

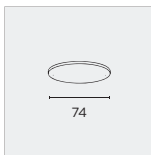


The honeycomb grid is an accessory used for the anti-glare effect. It reduces the luminous flux by 20%.



Honeycomb louvre

Code
9G 019

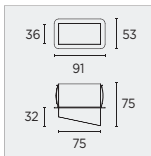



The satin diffuser increases the diffusion of the luminous flux by widening and softening the beam of light.



Satin diffuser

Code
9G 014



Accessory bluetooth.
To be used with DALI driver.



Bluetooth®

Code
9N 004 CON



BAT

BAT_ downlights



Prva GROUP Headquarters - Ljubljana | Slovenia
Project: Kragelj Architects - Photography: Davor Kralj

BAT high efficiency COB LED source_

Recessed extractable LED downlight manufactured from die-cast aluminium. Versatile tilting ability with 350° vertical and 90° horizontal adjustment. Finishes include

opaque white and opaque black. Suitable for ceiling thickness up to 20mm. Each fixture needs to be completed with a mirror-painted polycarbonate reflective optic.

Available beam angles include Spot, Medium, Large and Extra Large. Remote power supply to be ordered separately. Ingress protection of IP20.

INFO

Power

13W - 350mA / max 18W - 500mA

Source

COB LED

Built to last

Lumen maintenance of 100,000 hrs at L80B10.

Colour and Colour Temperature

CRI 85 - 3000K / CRI 95 - 2700K
CRI 95 - 3000K / CRI 95 - 4000K

Control

ON-OFF / DALI / PUSH / 1-10V / PHASE CUT

Body finish

○ ●



BAT



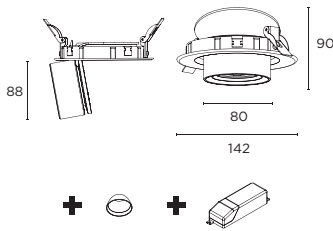
BAT_ downlights

Product configurator

362 80 54 + Optics + Driver

Code Finish CRI - CCT*

* For the version CRI 85 - 3000K it is not necessary to fill in the field.



BAT

Code	Kg	Finish	CRI - CCT
362 80 54	13W - 350mA max 18W - 500mA	0,45	42 ○ matt white
			52 ● matt black
			/9527 85 - 3000K
			/9530 95 - 2700K
/9530 95 - 3000K			
/9540 95 - 4000K			

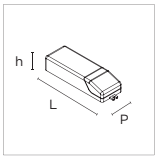
+

Optics

Code	Optics
9Q 305	S Spot 28°
	M Medium 37°
	L Large 47°
	X XLarge 75°



Optics



Driver LED

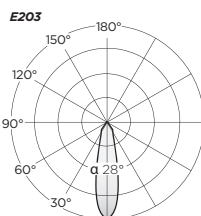
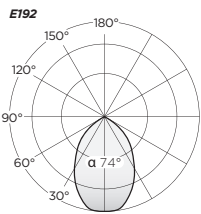
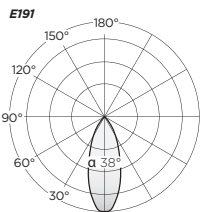
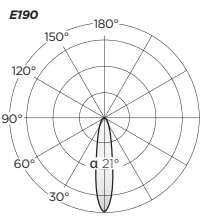
Driver 350mA for 13W

Code	Control	LxPxh	Power	Voltage	Frequency
9D0 350 16 AL	ON-OFF	125x38x23	max 15W	220/240V	0/50/60Hz
9DM 007 DD TC	DALI	103x67x21	max 17W	220/240V	50/60Hz
9DM 008 DD TC	DALI	120x52x22	max 15W	220/240V	50/60Hz
9DM 036 DA TC	PUSH/1-10V	120x52x22	max 18W	220/240V	50/60Hz
9DM 028 DA TC	PUSH/1-10V	103x67x21	max 18W	220/240V	50/60Hz
9DM 012 TF TC	PHASE CUT	166x46x34	max 17W	220/240V	50/60Hz
9DM 021 TF TC	PHASE CUT	120x52x22	max 18W	220/240V	50/60Hz

Driver 500mA for 18W

Code	Control	LxPxh	Power	Voltage	Frequency
9D0 500 20 AL	ON-OFF	125x38x23	max 20W	220/240V	0/50/60Hz
9DM 007 DD TC	DALI	103x67x21	max 24W	220/240V	50/60Hz
9DM 008 DD TC	DALI	120x52x22	max 20W	220/240V	50/60Hz
9DM 036 DA TC	PUSH/1-10V	120x52x22	max 18W	220/240V	50/60Hz
9DM 028 DA TC	PUSH/1-10V	103x67x21	max 25W	220/240V	50/60Hz
9DM 012 TF TC	PHASE CUT	166x46x34	max 24W	220/240V	50/60Hz
9DM 016 TF TC	PHASE CUT	120x52x22	max 21W	220/240V	50/60Hz

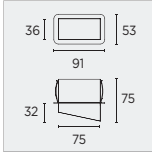

BAT_ downlights



BAT

Power	Source consumption	CRI - CCT	Nominal	Optics	Deliv. output	Efficacy	
13W	12,2W	85 - 3000K	1700 lm	Spot 21°	E190 1502 lm	123 lm/W	
				Medium 28°	E203 1505 lm	123 lm/W	
				Large 38°	E191 1509 lm	124 lm/W	
				XLarge 74°	E192 1208 lm	99 lm/W	
			95 - 2700K	1310 lm	Spot 21°	E190 1157 lm	95 lm/W
					Medium 28°	E203 1159 lm	95 lm/W
					Large 38°	E191 1163 lm	95 lm/W
					XLarge 74°	E192 931 lm	76 lm/W
			95 - 3000K	1378 lm	Spot 21°	E190 1217 lm	100 lm/W
					Medium 28°	E203 1220 lm	100 lm/W
					Large 38°	E191 1223 lm	100 lm/W
					XLarge 74°	E192 979 lm	80 lm/W
95 - 4000K	1493 lm	Spot 21°	E190 1319 lm	108 lm/W			
		Medium 28°	E203 1321 lm	108 lm/W			
		Large 38°	E191 1325 lm	109 lm/W			
		XLarge 74°	E192 1061 lm	87 lm/W			
18W	18W	85 - 3000K	2320 lm	Spot 21°	E190 2049 lm	114 lm/W	
				Medium 28°	E203 2053 lm	114 lm/W	
				Large 38°	E191 2059 lm	114 lm/W	
				XLarge 74°	E192 1648 lm	92 lm/W	
			95 - 2700K	1787 lm	Spot 21°	E190 1579 lm	88 lm/W
					Medium 28°	E203 1581 lm	88 lm/W
					Large 38°	E191 1586 lm	88 lm/W
					XLarge 74°	E192 1269 lm	71 lm/W
			95 - 3000K	1880 lm	Spot 21°	E190 1661 lm	92 lm/W
					Medium 28°	E203 1664 lm	92 lm/W
					Large 38°	E191 1669 lm	93 lm/W
					XLarge 74°	E192 1336 lm	74 lm/W
95 - 4000K	2036 lm	Spot 21°	E190 1799 lm	100 lm/W			
		Medium 28°	E203 1802 lm	100 lm/W			
		Large 38°	E191 1807 lm	100 lm/W			
		XLarge 74°	E192 1446 lm	80 lm/W			

BAT_ accessory



Accessory bluetooth.
To be used with DALI driver.



Bluetooth®

Code

9N 004 CON



PLURIEL MICRO

PLURIEL MICRO_ downlights



PLURIEL MICRO *high efficiency COB LED source_*

Adjustable semi-recessed LED Spotlight with 350° horizontal and 90° outward vertical adjustment. Fitted with COB LED light source and DC constant-current power supply to be ordered separately. Two retention springs allow for easy fitting of the luminaire. The recessed Adapter of the lu-

minaire is made from printed metal and the optical body is made from aluminium alloy 6060 with heat dissipating function. Finish options include matt white, matt black and concrete grey. In all the versions the internal plate of the product is black. Polycarbonate optics, painted in a mirror finish for

maximum reflectance, including coloured ring available in nine finish options (to be ordered separately). Available beam angles include Medium and Large. Supplied in a wide range of dimming options on request. Accessories include a cut-off attachment. Ingress protection of IP20.

INFO

Power

spot 4,5W - 500mA

Source

COB LED

Built to last

Lumen maintenance of 100,000 hrs at L80B10.

Colour and Colour Temperature

CRI 85 - 3000K / CRI 95 - 2700K
CRI 95 - 3000K / CRI 95 - 4000K

Control

ON-OFF / DALI / PUSH / 1-10V / PHASE CUT

Body finish

○ ● ●

Ring finish

● ● ● ● ● ● ● ● ● ●



Medium



Large



PLURIEL MICRO



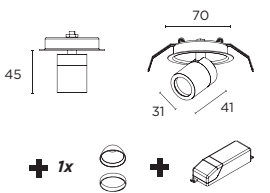
PLURIEL MICRO_ downlights

Product configurator

370 54 + Ring - Optic + Driver

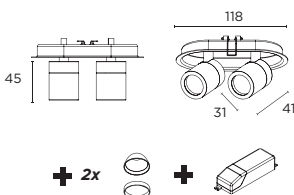
Code Version Source Finish CRI - CCT*

* For the version CRI 85 - 3000K it is not necessary to fill in the field.



PLURIEL MICRO 1x

Code	Version	Kg	Source	Finish	CRI - CCT
370	80	1x4,5W - 500mA	0,13	54 LED	42 ○ matt white - 85 - 3000K
				52 ● matt black	/9527 95 - 2700K
				92 ● concrete grey	/9530 95 - 3000K
					/9540 95 - 4000K



PLURIEL MICRO 2x

Code	Version	Kg	Source	Finish	CRI - CCT
370	81	2x4,5W - 500mA	0,28	54 LED	42 ○ matt white - 85 - 3000K
				52 ● matt black	/9527 95 - 2700K
				92 ● concrete grey	/9530 95 - 3000K
					/9540 95 - 4000K

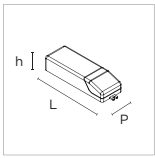


Ring - Optic

Code	Ring finish	Optics
370 90 50	1M ● brick red	/M Medium 28°
	10 ● lacquered red	/L Large 53°
	17 ● matt orange	
	20 ● spring green	
	33 ● corn yellow	
	42 ○ matt white	
	52 ● matt black	
	64 ● baby blue	
	92 ● concrete grey	



This ring comes with optic and protective screen



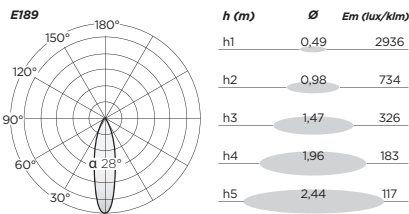
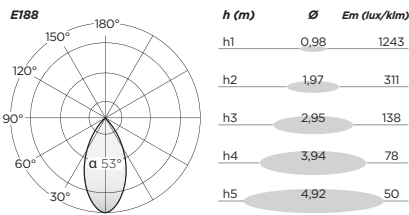
Driver LED

Driver 500mA for 1x4,5W

Code	Control	LxPxh	Power	Voltage	Frequency
9D0 500 10 AL	ON-OFF	75x38x22	max 10W	220/240V	0/50/60Hz
9DM 007 DD TC	DALI	103x67x21	max 24W	220/240V	50/60Hz
9DM 008 DD TC	DALI	120x52x22	max 20W	220/240V	50/60Hz
9DM 036 DA TC	PUSH/1-10V	120x52x22	max 18W	220/240V	50/60Hz
9DM 028 DA TC	PUSH/1-10V	103x67x21	max 25W	220/240V	50/60Hz
9DM 012 TF TC	PHASE CUT	166x46x34	max 24W	220/240V	50/60Hz
9DM 016 TF TC	PHASE CUT	120x52x22	max 21W	220/240V	50/60Hz

Driver 500mA for 2x4,5W

Code	Control	LxPxh	Power	Voltage	Frequency
9D0 500 20 AL	ON-OFF	125x38x23	max 20W	220/240V	0/50/60Hz
9DM 007 DD TC	DALI	103x67x21	max 24W	220/240V	50/60Hz
9DM 008 DD TC	DALI	120x52x22	max 20W	220/240V	50/60Hz
9DM 036 DA TC	PUSH/1-10V	120x52x22	max 18W	220/240V	50/60Hz
9DM 028 DA TC	PUSH/1-10V	103x67x21	max 25W	220/240V	50/60Hz
9DM 012 TF TC	PHASE CUT	166x46x34	max 24W	220/240V	50/60Hz
9DM 016 TF TC	PHASE CUT	120x52x22	max 21W	220/240V	50/60Hz

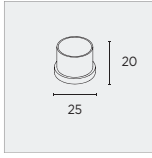


PLURIEL MICRO

Power	Source consumption	CRI - CCT	Nominal	Optics	Deliv. output	Efficacy
4,5W	4,5W	85 - 3000K	607 lm	Medium 28°	E189 373 lm	83 lm/W
				Large 53°	E188 286 lm	64 lm/W
95 - 2700K	480 lm	Medium 28°	480 lm		E189 295 lm	66 lm/W
				Large 53°	E188 226 lm	50 lm/W
95 - 3000K	504 lm	Medium 28°	504 lm		E189 310 lm	69 lm/W
				Large 53°	E188 237 lm	53 lm/W
95 - 4000K	539 lm	Medium 28°	539 lm		E189 331 lm	74 lm/W
				Large 53°	E188 254 lm	56 lm/W

PLURIEL MICRO_ accessories

PLURIEL MICRO_ downlights

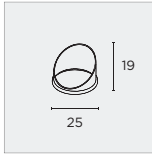


Thanks to this accessory it is possible to obtain a narrow and sharp beam, with a greater contrast between the illuminated and non-illuminated area.

Cut-Off

Code

9G 031

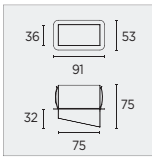



Thanks to this accessory it is possible to obtain an asymmetrically narrower and sharper beam with a greater contrast between the illuminated and non-illuminated area.

Visor

Code

9G 047



Accessory bluetooth.
To be used with DALI driver.

Bluetooth®

Code

9N 004 CON





PLURIEL MICRO_ downlights

PLURIEL

PLURIEL_ downlights



Private home - Madrid | Spain
Project: Decop design studio

PLURIEL high efficiency COB LED source_

Recessed LED Downlight with a single adjustable spotlight with proprietary joint allowing for 359° horizontal and +/-90° vertical adjustment. Optics in Medium, Large

and Wide and remote power supply to be ordered separately. Optics come complete with a decorative ring that is available in nine liquid-coated finish options. The lumi-

naire is available in matt white, matt black and concrete grey. In all the versions the internal plate of the product is black. Ingress protection of IP20.

INFO

Power

spot 6W - 350mA / 9W - 500mA

Source

COB LED

Built to last

Lumen maintenance of 100,000 hrs at L80B10.

Colour and Colour Temperature

CRI 85 - 3000K / CRI 95 - 2700K
CRI 95 - 3000K / CRI 95 - 4000K

Control

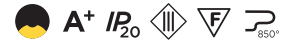
ON-OFF / DALI / PUSH / 1-10V / PHASE CUT

Body finish

○ ● ●

Ring finish

● ● ● ● ● ● ● ● ● ●



Medium



Large



Wide

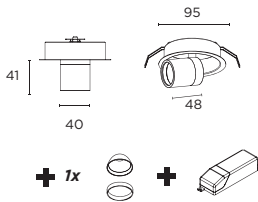




Product configurator

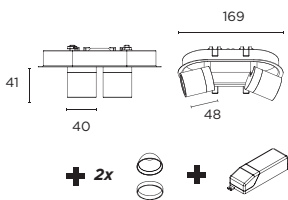
353 54 + Ring - Optic + Driver
 Code Version Source Finish CRI - CCT*

* For the version CRI 85 - 3000K it is not necessary to fill in the field.



PLURIEL 1x

Code	Version	Kg	Source	Finish	CRI - CCT	
353	80	1x6W - 350mA 1x9W - 500mA	0,22	54 LED	42 ○ matt white 52 ● matt black 92 ● concrete grey	- 85 - 3000K /9527 95 - 2700K /9530 95 - 3000K /9540 95 - 4000K



PLURIEL 2x

Code	Version	Kg	Source	Finish	CRI - CCT	
353	81	2x6W - 350mA 2x9W - 500mA	0,40	54 LED	42 ○ matt white 52 ● matt black 92 ● concrete grey	- 85 - 3000K /9527 95 - 2700K /9530 95 - 3000K /9540 95 - 4000K

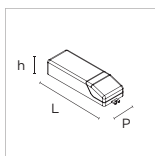


Ring - Optic

Code	Ring finish	Optics
353 90 50	1M ● brick red	/M Medium 21°
	10 ● lacquered red	/L Large 30°
	17 ● matt orange	/W Wide 59°
	20 ● spring green	
	33 ● corn yellow	
	42 ○ matt white	
	52 ● matt black	
	64 ● baby blue	
	92 ● concrete grey	



Optics with rings



Driver LED

Driver 350mA for 1x6W

Code	Control	LxPxh	Power	Voltage	Frequency
9D0 350 10 AL	ON-OFF	75x38x22	max 10W	220/240V	0/50/60Hz
9DM 007 DD TC	DALI	103x67x21	max 17W	220/240V	50/60Hz
9DM 008 DD TC	DALI	120x52x22	max 15W	220/240V	50/60Hz
9DM 036 DA TC	PUSH/1-10V	120x52x22	max 18W	220/240V	50/60Hz
9DM 028 DA TC	PUSH/1-10V	103x67x21	max 18W	220/240V	50/60Hz
9DM 012 TF TC	PHASE CUT	166x46x34	max 17W	220/240V	50/60Hz

Driver 350mA for 2x6W

Code	Control	LxPxh	Power	Voltage	Frequency
9D0 350 16 AL	ON-OFF	75x38x22	max 16W	220/240V	0/50/60Hz
9DM 007 DD TC	DALI	103x67x21	max 17W	220/240V	50/60Hz
9DM 008 DD TC	DALI	120x52x22	max 15W	220/240V	50/60Hz
9DM 036 DA TC	PUSH/1-10V	120x52x22	max 18W	220/240V	50/60Hz
9DM 028 DA TC	PUSH/1-10V	103x67x21	max 18W	220/240V	50/60Hz
9DM 012 TF TC	PHASE CUT	166x46x34	max 17W	220/240V	50/60Hz
9DM 021 TF TC	PHASE CUT	120x52x22	max 18W	220/240V	50/60Hz

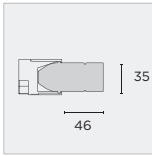
Driver 500mA for 1x9W

Code	Control	LxPxh	Power	Voltage	Frequency
9D0 500 10 AL	ON-OFF	75x38x22	max 10W	220/240V	0/50/60Hz
9DM 007 DD TC	DALI	103x67x21	max 24W	220/240V	50/60Hz
9DM 008 DD TC	DALI	120x52x22	max 20W	220/240V	50/60Hz
9DM 036 DA TC	PUSH/1-10V	120x52x22	max 18W	220/240V	50/60Hz
9DM 028 DA TC	PUSH/1-10V	103x67x21	max 25W	220/240V	50/60Hz
9DM 012 TF TC	PHASE CUT	166x46x34	max 24W	220/240V	50/60Hz
9DM 016 TF TC	PHASE CUT	120x52x22	max 21W	220/240V	50/60Hz

Driver 500mA for 2x9W

Code	Control	LxPxh	Power	Voltage	Frequency
9D0 500 20 AL	ON-OFF	125x38x23	max 20W	220/240V	0/50/60Hz
9DM 007 DD TC	DALI	103x67x21	max 24W	220/240V	50/60Hz
9DM 008 DD TC	DALI	120x52x22	max 20W	220/240V	50/60Hz
9DM 036 DA TC	PUSH/1-10V	120x52x22	max 18W	220/240V	50/60Hz
9DM 028 DA TC	PUSH/1-10V	103x67x21	max 25W	220/240V	50/60Hz
9DM 012 TF TC	PHASE CUT	166x46x34	max 24W	220/240V	50/60Hz
9DM 016 TF TC	PHASE CUT	120x52x22	max 21W	220/240V	50/60Hz

PLURIEL_ accessories



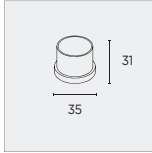
With the Narrow optic it is possible to obtain a 10° narrow beam.

Optic assembly and its coloured ring should not be ordered with this accessory.

Narrow Optic

Code

9Q 317 52

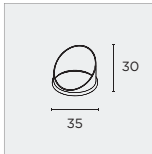


Thanks to this accessory it is possible to obtain a narrow and sharp beam, with a greater contrast between the illuminated and non-illuminated area.

Cut-Off

Code

9G 049

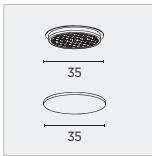


Thanks to this accessory it is possible to obtain an asymmetrically narrower and sharper beam with a greater contrast between the illuminated and non-illuminated area.

Visor

Code

9G 048



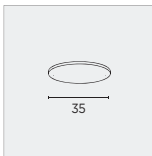
The honeycomb grid is an accessory used for the anti-glare effect. It reduces the luminous flux by 20%.



Honeycomb louvre

Code

9G 023



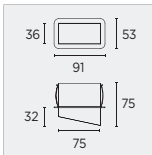
The satin diffuser increases the diffusion of the luminous flux by widening and softening the beam of light.



Satin diffuser

Code

9G 024



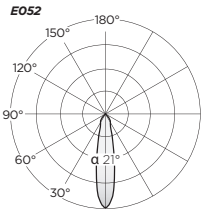
Accessory bluetooth.
To be used with DALI driver.



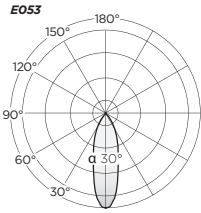
Bluetooth®

Code

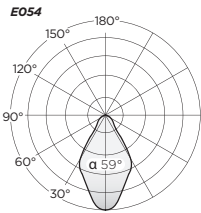
9N 004 CON



<i>h</i> (m)	Ø	Em (lux/klm)
h1	0,38	4096
h2	0,75	1024
h3	1,13	455
h4	1,51	256
h5	1,89	164



<i>h</i> (m)	Ø	Em (lux/klm)
h1	0,54	2395
h2	1,09	599
h3	1,63	266
h4	2,18	150
h5	2,72	96



<i>h</i> (m)	Ø	Em (lux/klm)
h1	1,13	981
h2	2,27	245
h3	3,40	109
h4	4,54	61
h5	5,67	39

PLURIEL

Power	Source consumption	CRI - CCT	Nominal	Optics	Deliv. output	Efficacy	
6W	5,9W	85 - 3000K	945 lm	Medium 21°	E052 714 lm	121 lm/W	
				Large 30°	E053 710 lm	120 lm/W	
				Wide 59°	E054 615 lm	104 lm/W	
			95 - 2700K	760 lm	Medium 21°	E052 574 lm	97 lm/W
					Large 30°	E053 571 lm	97 lm/W
					Wide 59°	E054 495 lm	84 lm/W
			95 - 3000K	800 lm	Medium 21°	E052 604 lm	102 lm/W
					Large 30°	E053 601 lm	102 lm/W
					Wide 59°	E054 521 lm	88 lm/W
9W	8,7W	85 - 3000K	1300 lm	Medium 21°	E052 982 lm	113 lm/W	
				Large 30°	E053 977 lm	112 lm/W	
				Wide 59°	E054 846 lm	97 lm/W	
			95 - 2700K	1050 lm	Medium 21°	E052 793 lm	91 lm/W
					Large 30°	E053 789 lm	91 lm/W
					Wide 59°	E054 683 lm	79 lm/W
			95 - 3000K	1100 lm	Medium 21°	E052 831 lm	96 lm/W
					Large 30°	E053 826 lm	95 lm/W
					Wide 59°	E054 716 lm	82 lm/W
95 - 4000K	1120 lm	Medium 21°	E052 846 lm	97 lm/W			
		Large 30°	E053 841 lm	97 lm/W			
		Wide 59°	E054 729 lm	84 lm/W			

PLURIEL PLUS

PLURIEL PLUS_ downlights



PLURIEL PLUS **high efficiency COB LED source_**

Recessed LED Downlight with two adjustable spotlights each with an independent joint allowing for 350° horizontal and +/-90° vertical adjustment. Optics in Spot, Medium and Large and remote power supply to be ordered

separately. Optics come complete with a decorative ring that is available in seven liquid-coated finish options. The luminaire is available in matt white, matt black and concrete grey. In all the versions the internal plate of the

product is black. Accessories include narrow optics attachment, honeycomb louvre and satin diffuser. Available as DALI/PUSH/1- 10V/PHASE CUT dimming options on request. Ingress protection of IP20.

INFO

Power

spot 13W - 350mA/700mA

Source

COB LED

Built to last

Lumen maintenance of 100,000 hrs at L80B10.

Colour and Colour Temperature

CRI 85 - 3000K / CRI 95 - 2700K
CRI 95 - 3000K / CRI 95 - 4000K

Control

ON-OFF / DALI / PUSH / 1-10V / PHASE CUT

Body finish

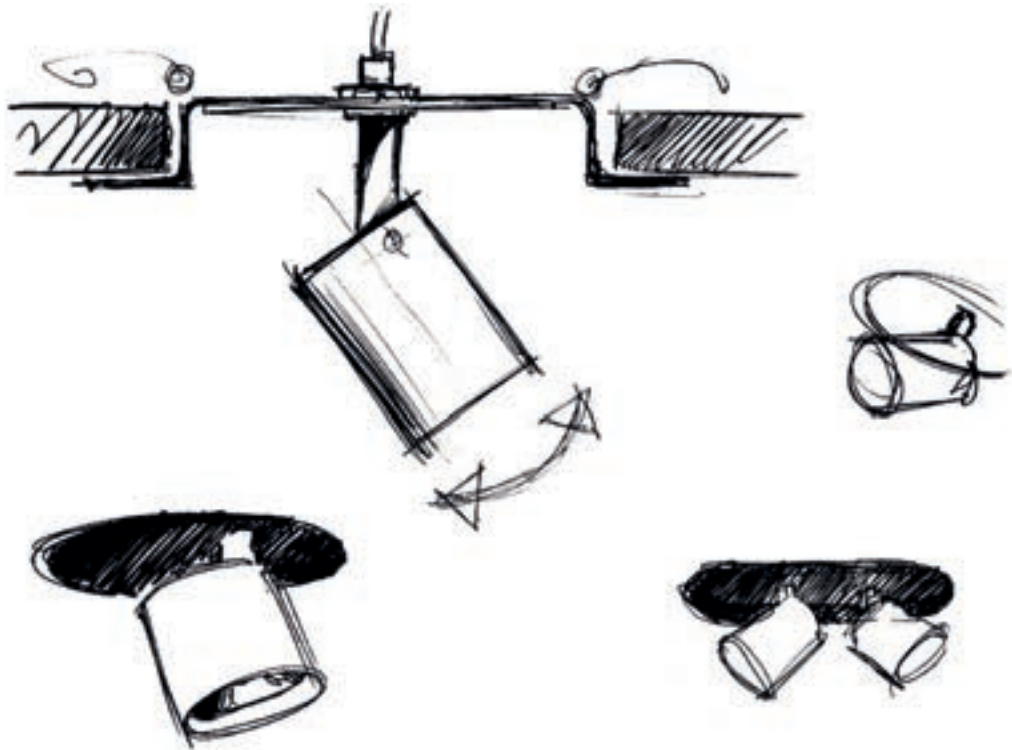
○ ● ●

Ring finish

● ● ● ● ○ ● ●



Spot Medium Large



PLURIEL PLUS



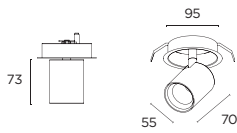
PLURIEL PLUS_ downlights

Product configurator

364 54 + Ring - Optic + Driver

Code Version Source Finish CRI - CCT*

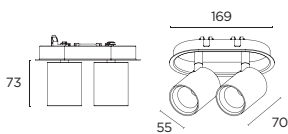
* For the version CRI 85 - 3000K it is not necessary to fill in the field.



PLURIEL PLUS 1x



Code	Version	Kg	Source	Finish	CRI - CCT
364	80	1x13W - 350mA	0,22	54 LED	42 ○ matt white - 85 - 3000K
				52 ● matt black	/9527 95 - 2700K
				92 ● concrete grey	/9530 95 - 3000K
					/9540 95 - 4000K



PLURIEL PLUS 2x



Code	Version	Kg	Source	Finish	CRI - CCT
364	81	2x13W - 700mA	0,40	54 LED	42 ○ matt white - 85 - 3000K
				52 ● matt black	/9527 95 - 2700K
				92 ● concrete grey	/9530 95 - 3000K
					/9540 95 - 4000K

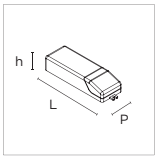
+



Optics with rings

Ring - Optic

Code	Ring finish	Optics
610 90 50	10 ● lacquered red	/S Spot 21°
	17 ● matt orange	/M Medium 28°
	20 ● spring green	/L Large 38°
	33 ● corn yellow	
	42 ○ matt white	
	52 ● matt black	
	92 ● concrete grey	



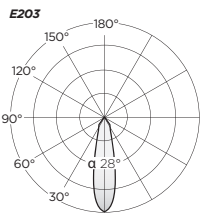
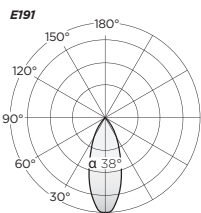
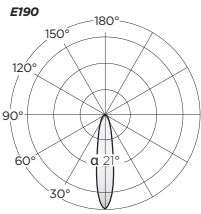
Driver LED

Driver 350mA for 1x13W

Code	Control	LxPxh	Power	Voltage	Frequency
9D0 350 16 AL	ON-OFF	125x38x23	max 15W	220/240V	0/50/60Hz
9DM 007 DD TC	DALI	103x67x21	max 17W	220/240V	50/60Hz
9DM 008 DD TC	DALI	120x52x22	max 15W	220/240V	50/60Hz
9DM 036 DA TC	PUSH/1-10V	120x52x22	max 18W	220/240V	50/60Hz
9DM 028 DA TC	PUSH/1-10V	103x67x21	max 18W	220/240V	50/60Hz
9DM 012 TF TC	PHASE CUT	166x46x34	max 17W	220/240V	50/60Hz
9DM 021 TF TC	PHASE CUT	120x52x22	max 18W	220/240V	50/60Hz

Driver 700mA for 2x13W

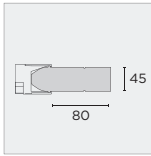
Code	Control	LxPxh	Power	Voltage	Frequency
9DM 003 TC	ON-OFF	132x67x21	max 32W	220/240V	50/60Hz
9DM 007 DD TC	DALI	103x67x21	max 32W	220/240V	50/60Hz
9DM 028 DA TC	PUSH/1-10V	103x67x21	max 32W	220/240V	50/60Hz
9DM 012 TF TC	PHASE CUT	166x46x34	max 32W	220/240V	50/60Hz



PLURIEL PLUS

Power	Source consumption	CRI - CCT	Nominal	Optics		Deliv. output	Efficacy
13W	12,1W	85 - 3000K	1680 lm	Spot 21°	E190	1483 lm	123 lm/W
				Medium 28°	E203	1487 lm	123 lm/W
				Large 38°	E191	1491 lm	123 lm/W
95 - 2700K	1295 lm	95 - 2700K	1295 lm	Spot 21°	E190	1144 lm	95 lm/W
				Medium 28°	E203	1146 lm	95 lm/W
				Large 38°	E191	1149 lm	95 lm/W
95 - 3000K	1361 lm	95 - 3000K	1361 lm	Spot 21°	E190	1202 lm	99 lm/W
				Medium 28°	E203	1205 lm	100 lm/W
				Large 38°	E191	1208 lm	100 lm/W
95 - 4000K	1638 lm	95 - 4000K	1638 lm	Spot 21°	E190	1447 lm	120 lm/W
				Medium 28°	E203	1450 lm	120 lm/W
				Large 38°	E191	1453 lm	120 lm/W

PLURIEL PLUS_ accessories



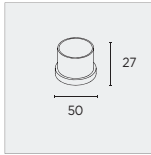
With the Narrow optic it is possible to obtain a 10° narrow beam.

Optic assembly and its coloured ring should not be ordered with this accessory.

Narrow Optic

Code

9Q 312 52

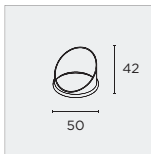


Thanks to this accessory it is possible to obtain a narrow and sharp beam, with a greater contrast between the illuminated and non-illuminated area.

Cut-Off

Code

9G 040

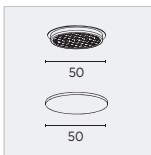


Thanks to this accessory it is possible to obtain an asymmetrically narrower and sharper beam with a greater contrast between the illuminated and non-illuminated area.

Visor

Code

9G 039



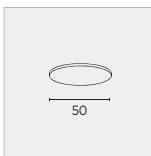
The honeycomb grid is an accessory used for the anti-glare effect. It reduces the luminous flux by 20%.



Honeycomb louvre

Code

9G 025



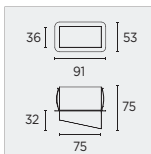
The satin diffuser increases the diffusion of the luminous flux by widening and softening the beam of light.



Satin diffuser

Code

9G 026



Accessory bluetooth.
To be used with DALI driver.



Bluetooth®

Code

9N 004 CON



ACCESSORY_ *pendant and ceiling mounted*

ACCESSORY_ downlights

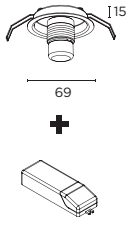
**BASE****suspension and ceiling version_**
adapters for recessed installations_

Within the Exenia philosophy in product design, there is the use of common parts for different product ranges. This keeps our appliances versatile and simple, en-

couraging customers to adopt a unifying design concept. For many of our suspended products we use a common installation accessory. we do the same for many

ceiling solutions, with another adapter valid for multiple items. In this way a simplification is obtained, whatever the product chosen.

Base CEILING



Recessed Base
Driver not included

Driver LED
**ON-OFF / DALI
PUSH-1.10V / PHASE CUT**

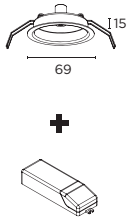


GIOTTO 559



JAM 558

Base PENDANT



Recessed Base
Driver not included

Driver LED
**ON-OFF / DALI
PUSH-1.10V / PHASE CUT**



GIOTTO 170



MINI GO! 146



JAM 164



PLURIEL 158



TUBE 152



WILLY 110

NEW

JAM_plafone

JAM_downlights



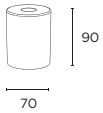
Product configurator

9V00 3S + Base + Driver

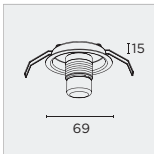
Code Version

JAM

Code	Version		Kg
9V00	3S	Ø 70 - h 90	0,09



+



Recessed base - LED
Driver is not included.



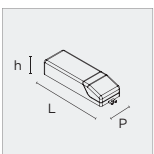
Base 6W

Code	Finish	CRI - CCT
376 80 54	1M ● brick red	- 85 - 3000K
	42 ○ matt white	/9527 95 - 2700K
	52 ● matt black	/9530 95 - 3000K
	64 ● baby blue	/9540 95 - 4000K
	86 ● corten effect	
	92 ● concrete grey	

+

Driver LED

Code	Control	LxPxh	Power	Voltage	Frequency
9D0 350 10 AL	ON-OFF	76x32x22	max 5,6W	220/240V	0/50/60Hz
9DM 008 DD TC	DALI	120x52x22	max 15W	220/240V	50/60Hz
9DM 036 DA TC	PUSH/1-10V	120x52x22	max 18W	220/240V	50/60Hz
9DM 012 TF TC	PHASE CUT	166x46x34	max 17W	220/240V	50/60Hz



Driver LED

NEW

GIOTTO_plafone

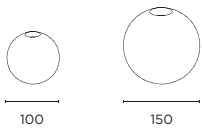


GIOTTO_downlights

Product configurator

9V00 + Base + Driver

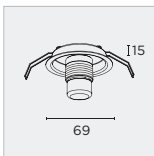
Code Version



GIOTTO

Code	Version		Kg
9V 00	1S	Ø 100 Small	0,09
	2S	Ø 150 Medium	0,14

+



Recessed base - LED
Driver is not included.



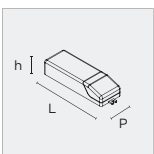
Base 6W

Code	Finish	CRI - CCT
376 80 54	1M ● brick red	- 85 - 3000K
	42 ○ matt white	/9527 95 - 2700K
	52 ● matt black	/9530 95 - 3000K
	64 ● baby blue	/9540 95 - 4000K
	86 ● corten effect	
	92 ● concrete grey	

+

Driver LED

Code	Control	LxPxh	Power	Voltage	Frequency
9D0 350 10 AL	ON-OFF	76x32x22	max 5,6W	220/240V	0/50/60Hz
9DM 008 DD TC	DALI	120x52x22	max 15W	220/240V	50/60Hz
9DM 036 DA TC	PUSH/1-10V	120x52x22	max 18W	220/240V	50/60Hz
9DM 012 TF TC	PHASE CUT	166x46x34	max 17W	220/240V	50/60Hz



Driver LED

TEDDY

TEDDY_ downlights



TEDDY

**comfort Ring for improved visual comfort_
high efficiency SMD LED source_**

Decorative recessed LED Downlight fitted with LED light source with remote power supply to be ordered separately. The luminaire is manufactured from aluminium and

is available in matt white finish. The product needs to be completed with the Comfort Ring for improved visual comfort. Easy to install with quick electrical connexion direct-

ly on the driver. Available in a wide range of dimming options on request. Accessories include polycarbonate opal diffuser and honeycomb louvre. Ingress protection of IP20.

INFO

Power
8/15/23/32W - 350/500/700mA

Source
SMD LED

Built to last
Lumen maintenance of 50,000 hrs at L80B10.

Colour and Colour Temperature
CRI 85 - 3000K / CRI 85 - 4000K


Control
ON-OFF / DALI / PUSH / 1-10V / PHASE CUT

Body finish
○ ● ●

Ring finish
● ● ● ● ● ● ● ● ● ●



TEDDY



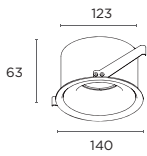
TEDDY_ downlights

Product configurator

371 80 + Ring + Driver

Code Source Finish CRI - CCT*

* For the version CRI 85 - 3000K it is not necessary to fill in the field.



TEDDY Small



Code	Kg	Source	Finish	CRI - CCT
371 80	8W - 350mA 0,25	54 LED	42 ○ matt white	- 85 - 3000K
				/8540 85 - 4000K



Ring



Comfort ring

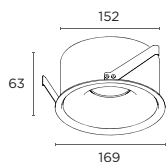
Code	Ring finish
371 90 00	<ul style="list-style-type: none"> 1M ● brick red 10 ● lacquered red 17 ● matt orange 20 ● spring green 33 ● corn yellow 42 ○ matt white 52 ● matt black 64 ● baby blue 92 ● concrete grey

Product configurator

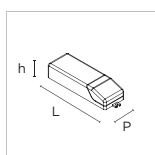
371 81 54 42 + Ring + Driver

Code Source Finish CRI - CCT*

* For the version CRI 85 - 3000K it is not necessary to fill in the field.



Comfort ring



Driver LED

TEDDY Medium



Code	Kg	Source	Finish	CRI - CCT
371 81	15W - 350mA 0,30	54 LED	42 ○ matt white	- 85 - 3000K /8540 85 - 4000K

Ring

Code	Ring finish
371 91 00	1M ● brick red 10 ● lacquered red 17 ● matt orange 20 ● spring green 33 ● corn yellow 42 ○ matt white 52 ● matt black 64 ● baby blue 92 ● concrete grey

Driver 350mA for 8W

Code	Control	LxPxh	Power	Voltage	Frequency
9DO 350 10 AL	ON-OFF	75x38x22	max 8,4W	220/240V	0/50/60Hz
9DM 007 DD TC	DALI	103x67x21	max 17W	220/240V	50/60Hz
9DM 008 DD TC	DALI	120x52x22	max 15W	220/240V	50/60Hz
9DM 036 DA TC	PUSH/1-10V	120x52x22	max 18W	220/240V	50/60Hz
9DM 028 DA TC	PUSH/1-10V	103x67x21	max 18W	220/240V	50/60Hz
9DM 012 TF TC	PHASE CUT	166x46x34	max 17W	220/240V	50/60Hz

Driver 350mA for 15W

Code	Control	LxPxh	Power	Voltage	Frequency
9DO 350 16 AL	ON-OFF	125x38x23	max 15W	220/240V	0/50/60Hz
9DM 007 DD TC	DALI	103x67x21	max 17W	220/240V	50/60Hz
9DM 008 DD TC	DALI	120x52x22	max 15W	220/240V	50/60Hz
9DM 036 DA TC	PUSH/1-10V	120x52x22	max 18W	220/240V	50/60Hz
9DM 028 DA TC	PUSH/1-10V	103x67x21	max 18W	220/240V	50/60Hz
9DM 012 TF TC	PHASE CUT	166x46x34	max 17W	220/240V	50/60Hz
9DM 021 TF TC	PHASE CUT	120x52x22	max 18W	220/240V	50/60Hz

Product configurator

343 80 **54** **42** **+** Ring **+** Driver

Code Source Finish CRI - CCT*

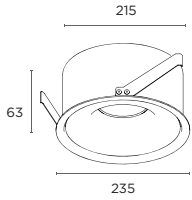
* For the version CRI 85 - 3000K it is not necessary to fill in the field.

TEDDY Large



Code	Kg	Source	Finish	CRI - CCT
343 80	0,55	54 LED	42 ○ matt white	- 85 - 3000K /8540 85 - 4000K

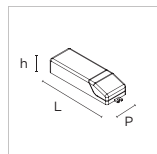
TEDDY_downlights



Comfort ring

Ring

Code	Ring finish
343 94 00	<ul style="list-style-type: none"> 1M ● brick red 10 ● lacquered red 17 ● matt orange 20 ● spring green 33 ● corn yellow 42 ○ matt white 52 ● matt black 64 ● baby blue 92 ● concrete grey



Driver LED

Driver 350mA for 15W

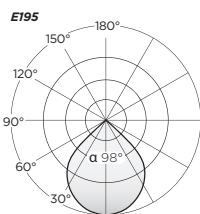
Code	Control	LxPxh	Power	Voltage	Frequency
9D0 350 16 AL	ON-OFF	125x38x23	max 15W	220/240V	0/50/60Hz
9DM 007 DD TC	DALI	103x67x21	max 17W	220/240V	50/60Hz
9DM 008 DD TC	DALI	120x52x22	max 15W	220/240V	50/60Hz
9DM 036 DA TC	PUSH/1-10V	120x52x22	max 18W	220/240V	50/60Hz
9DM 028 DA TC	PUSH/1-10V	103x67x21	max 18W	220/240V	50/60Hz
9DM 012 TF TC	PHASE CUT	166x46x34	max 17W	220/240V	50/60Hz
9DM 021 TF TC	PHASE CUT	120x52x22	max 18W	220/240V	50/60Hz

Driver 500mA for 20W


Code	Control	LxPxh	Power	Voltage	Frequency
9D0 500 21 VS	ON-OFF	145x43x30	max 21W	220/240V	50/60Hz
9DM 007 DD TC	DALI	103x67x21	max 24W	220/240V	50/60Hz
9DM 028 DA TC	PUSH/1-10V	103x67x21	max 25W	220/240V	50/60Hz
9DM 012 TF TC	PHASE CUT	166x46x34	max 24W	220/240V	50/60Hz

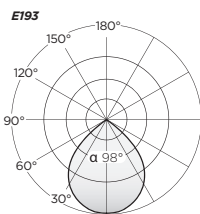
Driver 700mA for 27W

Code	Control	LxPxh	Power	Voltage	Frequency
9D0 700 29 VS	ON-OFF	145x43x30	max 29W	220/240V	50/60Hz
9DM 007 DD TC	DALI	103x67x21	max 32W	220/240V	50/60Hz
9DM 028 DA TC	PUSH/1-10V	103x67x21	max 32W	220/240V	50/60Hz
9DM 012 TF TC	PHASE CUT	166x46x34	max 32W	220/240V	50/60Hz




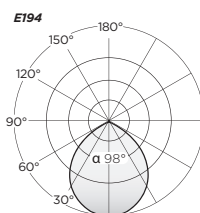
TEDDY Small

Power	Source consumption	CRI - CCT	Nominal		Deliv. output	Efficacy
8W	7,8W	85 - 3000K	1084 lm	E195	810 lm	104 lm/W
		85 - 4000K	1360 lm	E195	1016 lm	130 lm/W




TEDDY Medium

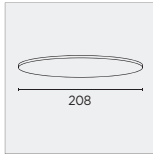
Power	Source consumption	CRI - CCT	Nominal		Deliv. output	Efficacy
15W	11,9W	85 - 3000K	1650 lm	E193	1233 lm	104 lm/W
		85 - 4000K	1740 lm	E193	1300 lm	109 lm/W



TEDDY Large

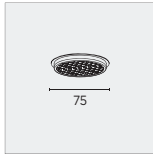
Power	Source consumption	CRI - CCT	Nominal		Deliv. output	Efficacy
15W	11,9W	85 - 3000K	1650 lm	E194	1245 lm	105 lm/W
		85 - 4000K	1740 lm	E194	1312 lm	110 lm/W
20W	17,3W	85 - 3000K	2336 lm	E194	1762 lm	102 lm/W
		85 - 4000K	2464 lm	E194	1859 lm	107 lm/W
27W	24,7W	85 - 3000K	3193 lm	E194	2408 lm	98 lm/W
		85 - 4000K	3368 lm	E194	2540 lm	103 lm/W

TEDDY_ accessories



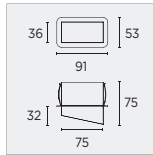

The satin diffuser increases the diffusion of the luminous flux by widening and softening the beam of light. **Coloured ring should not be ordered with this accessory.**

IP₄₀ **750°**



The honeycomb grid is an accessory used for the anti-glare effect. It reduces the luminous flux by 20%.

UGR
<19



Accessory bluetooth.
To be used with DALI driver.



Diffuser

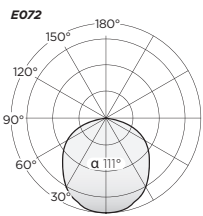
Code	note
343 92 00	only for Teddy Large

Honeycom louvre

Code
9G 032

Bluetooth®

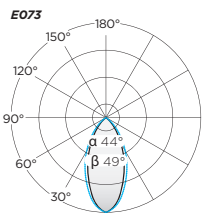
Code
9N 004 CON



h (m)	Ø	Em (lux/klm)
h1	2,92	356
h2	5,85	89
h3	8,77	40
h4	11,70	22
h5	14,62	14

TEDDY Diffuser

Power	Source consumption	CRI - CCT	Nominal		Deliv. output	Efficacy
15W	11,9W	85 - 3000K	1650 lm	E072	1245 lm	105 lm/W
		85 - 4000K	1740 lm	E072	1312 lm	110 lm/W
20W	17,3W	85 - 3000K	2336 lm	E072	1762 lm	102 lm/W
		85 - 4000K	2464 lm	E072	1859 lm	107 lm/W
27W	24,7W	85 - 3000K	3193 lm	E072	2408 lm	98 lm/W
		85 - 4000K	3368 lm	E072	2540 lm	103 lm/W



h (m)	Ø	Em (lux/klm)
h1	0,82	1421
h2	1,64	355
h3	2,46	158
h4	3,28	89
h5	4,10	57

TEDDY Honeycom louvre

Power	Source consumption	CRI - CCT	Nominal		Deliv. output	Efficacy
8W	7,8 W	85 - 3000K	1084 lm	E073	705 lm	90 lm/W
		85 - 4000K	1360 lm	E073	884 lm	113 lm/W
15W	11,9W	85 - 3000K	1650 lm	E073	1245 lm	105 lm/W
		85 - 4000K	1740 lm	E073	1312 lm	110 lm/W
20W	17,3W	85 - 3000K	2336 lm	E073	1762 lm	102 lm/W
		85 - 4000K	2464 lm	E073	1859 lm	107 lm/W
27W	24,7W	85 - 3000K	3193 lm	E073	2408 lm	98 lm/W
		85 - 4000K	3368 lm	E073	2540 lm	103 lm/W





10

**trim and trimless versions_
high efficiency SMD LED source_**

Recessed downlight with SMD LED source. The source is installed on a wiring plate that houses both drivers and terminal blocks at the same time. The external body of the fixture is made of aluminium plate and paint-

ed with powders. Diffuser in opaque PMMA (optional microprismatic) diffusing. Constant DC power supply through an integrated driver on board of the unit. Emergency 3h available on request.

INFO

Power
15/25/50/62/124/198W

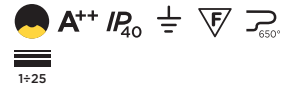
Source
SMD LED

Built to last
Lumen maintenance of 50,000 hrs at L80B10.

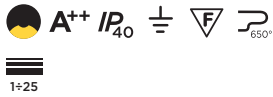
Colour and Colour Temperature
CRI 85 - 2700K / CRI 85 - 3000K / CRI 85 - 4000K

Control
ON-OFF / DALI / PUSH / 1-10V / PHASE CUT

Body finish
○



IO TRIM



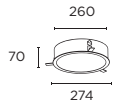
IO_ downlights



Product configurator

325			42	
Code	Version	Control	Finish	CRI - CCT*

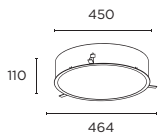
* For the version CRI 85 - 3000K it is not necessary to fill in the field.



IO 260



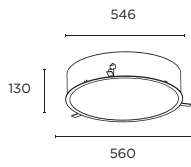
Code	Version	Kg	Control	Finish	CRI - CCT	
325	85	Ø 260 - 15W	0,64	50 ON-OFF	42 ○ matt white	- 85 - 3000K
				53 EM.1h ON-OFF		/8540 85 - 4000K
				61 1-10V		
				65 DALI		
				68 PUSH		
				64 PHASE CUT		



IO 450



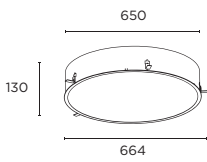
Code	Version	Kg	Control	Finish	CRI - CCT	
325	86	Ø 450 - 25W	1,70	50 ON-OFF	42 ○ matt white	/8527 85 - 2700K
				53 EM.1h ON-OFF		- 85 - 3000K
				61 1-10V		/8540 85 - 4000K
				65 DALI		
				68 PUSH		
				64 PHASE CUT		



UGR
<19

IO 546

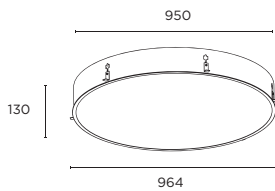
Code	Version	Kg	Control	Finish	CRI - CCT	
325	8A	Ø 546 - 50W	4,00	50 ON-OFF	42 ○ matt white	/8527 85 - 2700K
				53 EM. 1h ON-OFF		- 85 - 3000K
				61 1-10V		/8540 85 - 4000K
				65 DALI		
				69 PUSH		
				64 PHASE CUT		



UGR
<19

IO 650

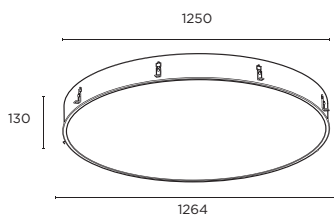
Code	Version	Kg	Control	Finish	CRI - CCT	
325	87	Ø 650 - 62W	4,35	50 ON-OFF	42 ○ matt white	/8527 85 - 2700K
				53 EM. 1h ON-OFF		- 85 - 3000K
				61 1-10V		/8540 85 - 4000K
				65 DALI		
				69 PUSH		
				64 PHASE CUT		



UGR
<19

IO 950

Code	Version	Kg	Control	Finish	CRI - CCT	
325	88	Ø 950 - 124W	10,90	50 ON-OFF	42 ○ matt white	/8527 85 - 2700K
				53 EM. 1h ON-OFF		- 85 - 3000K
				61 1-10V		/8540 85 - 4000K
				65 DALI		
				69 PUSH		
				64 PHASE CUT		

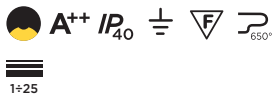


UGR
<19

IO 1250

Code	Version	Kg	Control	Finish	CRI - CCT	
325	89	Ø 1250 - 198W	16,10	50 ON-OFF	42 ○ matt white	/8527 85 - 2700K
				53 EM. 1h ON-OFF		- 85 - 3000K
				61 1-10V		/8540 85 - 4000K
				65 DALI		
				69 PUSH		
				64 PHASE CUT		

IO TRIMLESS



IO_ downlights

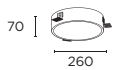


Product configurator

325 42

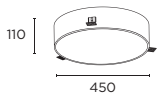
Code **Version** **Control** **Finish** **CRI - CCT***

* For the version CRI 85 - 3000K it is not necessary to fill in the field.



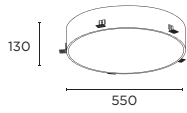
IO 260

Code	Version	Kg	Control	Finish	CRI - CCT	
325	80	Ø 260 - 15W	0,64	50 ON-OFF	42 ○ matt white	- 85 - 3000K
				53 EM.1h ON-OFF		/8540 85 - 4000K
				61 1-10V		
				65 DALI		
				68 PUSH		
				64 PHASE CUT		



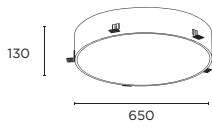
IO 450

Code	Version	Kg	Control	Finish	CRI - CCT	
325	81	Ø 450 - 25W	1,70	50 ON-OFF	42 ○ matt white	/8527 85 - 2700K
				53 EM.1h ON-OFF		- 85 - 3000K
				61 1-10V		/8540 85 - 4000K
				65 DALI		
				68 PUSH		
				64 PHASE CUT		



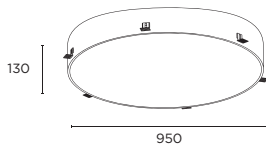
IO 550

Code	Version	Kg	Control	Finish	CRI - CCT	
325	8B	Ø 550 - 50W	4,00	50 ON-OFF	42 ○ matt white	/8527 85 - 2700K
				53 EM. 1h ON-OFF		- 85 - 3000K
				61 1-10V		/8540 85 - 4000K
				65 DALI		
				69 PUSH		
				64 PHASE CUT		



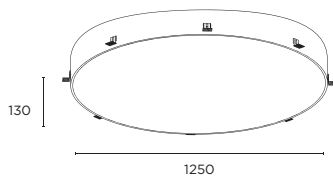
IO 650

Code	Version	Kg	Control	Finish	CRI - CCT	
325	82	Ø 650 - 62W	4,35	50 ON-OFF	42 ○ matt white	/8527 85 - 2700K
				53 EM. 1h ON-OFF		- 85 - 3000K
				61 1-10V		/8540 85 - 4000K
				65 DALI		
				69 PUSH		
				64 PHASE CUT		



IO 950

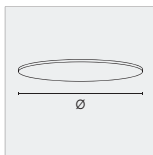
Code	Version	Kg	Control	Finish	CRI - CCT	
325	83	Ø 950 - 124W	10,90	50 ON-OFF	42 ○ matt white	/8527 85 - 2700K
				53 EM. 1h ON-OFF		- 85 - 3000K
				61 1-10V		/8540 85 - 4000K
				65 DALI		
				69 PUSH		
				64 PHASE CUT		



IO 1250

Code	Version	Kg	Control	Finish	CRI - CCT	
325	84	Ø 1250 - 198W	16,10	50 ON-OFF	42 ○ matt white	/8527 85 - 2700K
				53 EM. 1h ON-OFF		- 85 - 3000K
				61 1-10V		/8540 85 - 4000K
				65 DALI		
				69 PUSH		
				64 PHASE CUT		

IO TRIM / TRIMLESS_ accessories



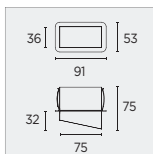

Microprismatic diffuser.

Microprismatic diffuser

Code	Version	Finish
325	91	Ø 260
	92	Ø 450
	95	Ø 550
	93	Ø 650
	94	Ø 950

00 microprismatico

IO_ downlights

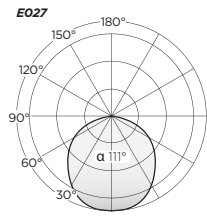


Accessory bluetooth.
To be used with DALI driver.




Bluetooth®

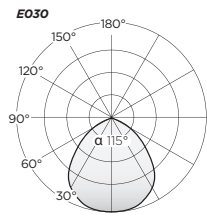
Code
9N 004 CON



h (m)	Ø	Em (lux/klm)
h1	2,90	359
h2	5,81	90
h3	8,71	40
h4	11,61	22
h5	14,51	14


IO

Power	Source consumption	CRI - CCT	Nominal		Deliv. output	Efficacy
15W	13,3W	85 - 2700K	1860 lm	E027	1015 lm	76 lm/W
		85 - 3000K	1900 lm	E027	1037 lm	78 lm/W
		85 - 4000K	2060 lm	E027	1124 lm	85 lm/W
25W	26,8W	85 - 2700K	3420 lm	E027	2004 lm	75 lm/W
		85 - 3000K	3560 lm	E027	2086 lm	78 lm/W
		85 - 4000K	3800 lm	E027	2227 lm	83 lm/W
50W	53,6W	85 - 2700K	6840 lm	E027	4077 lm	76 lm/W
		85 - 3000K	7120 lm	E027	4244 lm	79 lm/W
		85 - 4000K	7600 lm	E027	4530 lm	85 lm/W
62W	67W	85 - 2700K	8550 lm	E027	5093 lm	76 lm/W
		85 - 3000K	8900 lm	E027	5302 lm	79 lm/W
		85 - 4000K	9500 lm	E027	5659 lm	84 lm/W
124W	134W	85 - 2700K	17100 lm	E027	9901 lm	74 lm/W
		85 - 3000K	17800 lm	E027	10306 lm	77 lm/W
		85 - 4000K	19000 lm	E027	11001 lm	82 lm/W
198W	214,4W	85 - 2700K	27360 lm	E027	15078 lm	70 lm/W
		85 - 3000K	28400 lm	E027	15651 lm	73 lm/W
		85 - 4000K	30400 lm	E027	16753 lm	78 lm/W



h (m)	Ø	Em (lux/klm)
h1	3,14	205
h2	6,29	51
h3	9,43	23
h4	12,57	13
h5	15,71	8

IO con Microprismatic diffuser

Power	Source consumption	CRI - CCT	Nominal		Deliv. output	Efficacy
15W	13,3W	85 - 2700K	1860	E030	1371 lm	103 lm/W
		85 - 3000K	1900	E030	1401 lm	105 lm/W
		85 - 4000K	2060	E030	1519 lm	114 lm/W
25W	26,8W	85 - 2700K	3420	E030	2708 lm	101 lm/W
		85 - 3000K	3560	E030	2818 lm	105 lm/W
		85 - 4000K	3800	E030	3008 lm	112 lm/W
50W	53,6W	85 - 2700K	6840	E030	5506 lm	103 lm/W
		85 - 3000K	7120	E030	5732 lm	107 lm/W
		85 - 4000K	7600	E030	6118 lm	114 lm/W
62W	67W	85 - 2700K	8550	E030	6883 lm	103 lm/W
		85 - 3000K	8900	E030	7165 lm	107 lm/W
		85 - 4000K	9500	E030	7648 lm	114 lm/W
124W	134W	85 - 2700K	17100	E030	13388 lm	100 lm/W
		85 - 3000K	17800	E030	13384 lm	104 lm/W
		85 - 4000K	19000	E030	14820 lm	111 lm/W



RONDA
578



ISLA
582



LADRILLO
586



RONDA

RONDA_ opal



Photo by Touam Gatoullat Vergos on Unsplash

RONDA

white frosted glass_
LED or E27/inc. version_

LED: ceiling lamp with COB LED source. The main source is installed inside a holder obtained by aluminium plate moulding and screened by an opaque, diffusing

opal glass. Constant DC power supply through an integrated driver on board of the unit. Liquid coating. IP44.

E27/inc.: ceiling fixture for E27 lamps (not

included). Ceiling support obtained by aluminium plate moulding and screened by opaque opal diffuser opaque white opal glass. Mains power supply.

INFO

Power

9/13/18W

Source

COB LED - A60/TC-HSE E27 - A60/TC-TSE E27

Built to last

Lumen maintenance of 100.000 hrs at L80B10 (LED version).

Colour and Colour Temperature

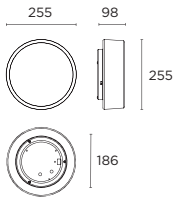
CRI 85 - 3000K / CRI 95 - 2700K
CRI 95 - 3000K / CRI 95 - 4000K

Control

ON-OFF / DALI / PUSH / 1-10V

Ring finish





Product configurator

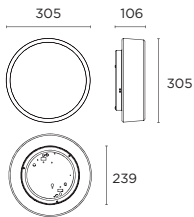
315			01	
Code	Dimension	Control	Finish	CRI - CCT*

* For the version CRI 85 - 3000K it is not necessary to fill in the field.

RONDA LED

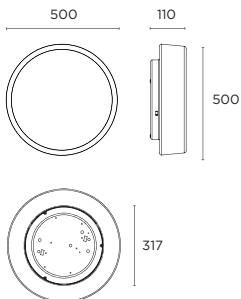


Code	Dimension	Kg	Control	Finish	CRI - CCT	
315	40	∅ 255 - 9W	1,50	50 ON-OFF	01 ○ opal	- 85 - 3000K
	41	∅ 305 - 13W	1,65	61 1-10V		/9527 95 - 2700K
	44	∅ 500 - 18W	4,50	65 DALI		/9530 95 - 3000K
				68 PUSH		/9540 95 - 4000K



Product configurator

315		40	01
Code	Dimension	Source	Finish



RONDA E27/INC.



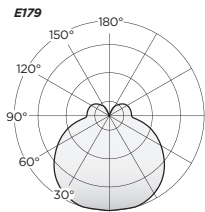
Code	Dimension	Kg	Source	Finish
315	40	∅ 255 - A60 E27 max 60W TC-HSE E27 max 23W	1,65	40 E27/inc. 01 ○ opal
	41	∅ 305 - A60 E27 max 2x60W TC-HSE E27 max 2x23W	1,80	
	44	∅ 500 - A60 E27 max 2x100W TC-TSE E27 max 2x27W	4,75	




Decorative ring

Ring

Code	Version		Finish ring
315	90 00	∅ 255	10 ● laquered red
	91 00	∅ 305	17 ● matt orange
	92 00	∅ 500	20 ● spring green
			33 ● corn yellow
			42 ○ matt white
			52 ● matt black
			64 ● baby blue
			70 ● chrome
			92 ● concrete grey



RONDA

Power	Source consumption	CRI - CCT	Nominal		D. output	Efficacy
9W	8,7W	85 - 3000K	1300 lm	E179	949 lm	109 lm/W
		95 - 2700K	1050 lm	E179	767 lm	88 lm/W
		95 - 3000K	1100 lm	E179	803 lm	92 lm/W
		95 - 4000K	1120 lm	E179	818 lm	94 lm/W
13W	11,6W	85 - 3000K	1773 lm	E179	1294 lm	112 lm/W
		95 - 2700K	1460 lm	E179	1066 lm	92 lm/W
		95 - 3000K	1518 lm	E179	1108 lm	96 lm/W
		95 - 4000K	1542 lm	E179	1126 lm	97 lm/W
18W	18W	85 - 3000K	2535 lm	E179	1851 lm	103 lm/W
		95 - 2700K	2088 lm	E179	1524 lm	85 lm/W
		95 - 3000K	2172 lm	E179	1586 lm	88 lm/W
		95 - 4000K	2205 lm	E179	1610 lm	89 lm/W

ISLA

ISLA_opal



ISLA

white frosted glass_

LED or E27/inc. version_

LED: ceiling lamp with COB LED source. The main source is installed inside a holder obtained by aluminium plate moulding and screened by an opaque, diffusing

opal glass. Constant DC power supply through an integrated driver on board of the unit. Liquid coating. IP44.

E27/inc.: ceiling fixture for E27 lamps (not

included). Ceiling support obtained by aluminium plate moulding and screened by opaque opal diffuser opaque white opal glass. Mains power supply.

INFO

Power

9/13/18W

Source

COB LED - A60/TC-HSE E27 - A60/TC-TSE E27

Built to last

Lumen maintenance of 100.000 hrs at L80B10 (LED version).

Colour and Colour Temperature

CRI 85 - 3000K / CRI 95 - 2700K
CRI 95 - 3000K / CRI 95 - 4000K

Control

ON-OFF / DALI / PUSH / 1-10V

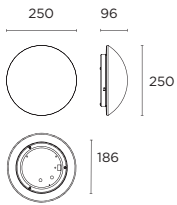
Ring finish



ISLA



ISLA_opal



Product configurator

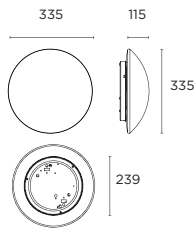
314			01	
Code	Dimension	Control	Finish	CRI - CCT*

* For the version CRI 85 - 3000K it is not necessary to fill in the field.

ISLA LED



Code	Dimension	Kg	Control	Finish	CRI - CCT	
314	40	Ø 250 - 9W	1,10	50 ON-OFF	01 ○ opal	- 85 - 3000K
	41	Ø 335 - 13W	1,80	61 1-10V		/9527 95 - 2700K
	42	Ø 450 - 18W	4,00	65 DALI		/9530 95 - 3000K
				68 PUSH		/9540 95 - 4000K



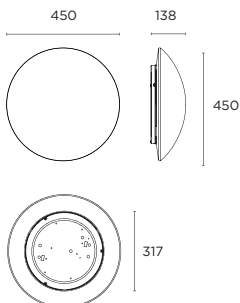
Product configurator

314		40	01
Code	Dimension	Source	Finish

ISLA E27/INC.



Code	Dimension	Kg	Source	Finish
314	40	Ø 250 - A60 E27 max 60W TC-HSE E27 max 23W	0,90	40 E27/inc. 01 ○ opal
	41	Ø 335 - A60 E27 max 2x60W TC-HSE E27 max 2x23W	1,70	
	42	Ø 450 - A60 E27 max 2x100W TC-TSE E27 max 2x27W	3,90	






Decorative ring

Ring - Ø 250

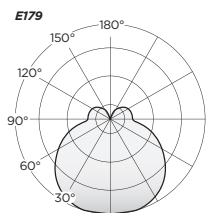
Code	Version		Finish ring
315	90 00	Ø 250	10 ● laquered red
			17 ● matt orange
			20 ● spring green
			33 ● corn yellow
			42 ○ matt white
			52 ● matt black
			64 ● baby blue
			70 ● chrome
			92 ● concrete grey




Decorative ring

Ring - Ø 335/450

Code	Version		Finish ring
314	91 00	Ø 335	10 ● laquered red
	92 00	Ø 450	17 ● matt orange
			20 ● spring green
			33 ● corn yellow
			42 ○ matt white
			52 ● matt black
			64 ● baby blue
			70 ● chrome
			92 ● concrete grey



ISLA

Power	Source consumption	CRI - CCT	Nominal		D. output	Efficacy
9W	8,7W	85 - 3000K	1300 lm	E179	949 lm	109 lm/W
		95 - 2700K	1050 lm	E179	767 lm	88 lm/W
		95 - 3000K	1100 lm	E179	803 lm	92 lm/W
		95 - 4000K	1120 lm	E179	818 lm	94 lm/W
13W	11,6W	85 - 3000K	1773 lm	E179	1294 lm	112 lm/W
		95 - 2700K	1460 lm	E179	1066 lm	92 lm/W
		95 - 3000K	1518 lm	E179	1108 lm	96 lm/W
		95 - 4000K	1542 lm	E179	1126 lm	97 lm/W
18W	18W	85 - 3000K	2535 lm	E179	1851 lm	103 lm/W
		95 - 2700K	2088 lm	E179	1524 lm	85 lm/W
		95 - 3000K	2172 lm	E179	1586 lm	88 lm/W
		95 - 4000K	2205 lm	E179	1610 lm	89 lm/W

LADRILLO

LADRILLO_ opal



LADRILLO

white frosted glass_

LED or E27/inc. version_

LED: ceiling lamp with COB LED source. The main source is installed inside a holder obtained by aluminium plate moulding and screened by an opaque, diffusing

opal glass. Constant DC power supply through an integrated driver on board of the unit. Liquid coating. IP44.

E27/inc.: ceiling fixture for E27 lamps (not

included). Ceiling support obtained by aluminium plate moulding and screened by opaque opal diffuser opaque white opal glass. Mains power supply.

INFO

Power

9/13/18W

Source

COB LED - A60/TC-HSE E27 - A60/TC-TSE E27

Built to last

Lumen maintenance of 100.000 hrs at L80B10
(LED version).

Colour and Colour Temperature

CRI 85 - 3000K / CRI 95 - 2700K
CRI 95 - 3000K / CRI 95 - 4000K

Control

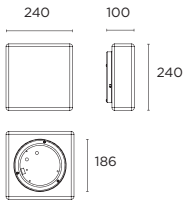
ON-OFF / DALI / PUSH / 1-10V



LADRILLO



LADRILLO_ opal



Product configurator

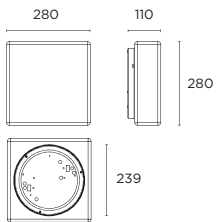
316			01	
Code	Dimension	Control	Finish	CRI - CCT*

* For the version CRI 85 - 3000K it is not necessary to fill in the field.

LADRILLO LED

A+
F

Code	Dimension	Kg	Control	Finish	CRI - CCT	
316	40	∅ 250 - 9W	1,10	50 ON-OFF	01 ○ opal	- 85 - 3000K
	41	∅ 335 - 13W	1,80	61 1-10V		/9527 95 - 2700K
	42	∅ 450 - 18W	4,00	65 DALI		/9530 95 - 3000K
				68 PUSH		/9540 95 - 4000K



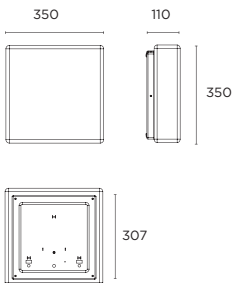
Product configurator

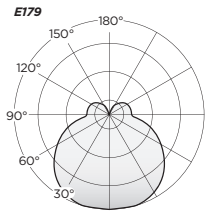
316		40	01
Code	Dimension	Source	Finish

LADRILLO E27/INC.


A

Code	Dimension	Kg	Source	Finish
316	40	∅ 250 - A60 E27 max 60W TC-HSE E27 max 23W	0,90	40 E27/inc. 01 ○ opal
	41	∅ 335 - A60 E27 max 2x60W TC-HSE E27 max 2x23W	1,70	
	42	∅ 450 - A60 E27 max 2x100W TC-TSE E27 max 2x27W	3,90	





LADRILLO

Power	Source consumption	CRI - CCT	Nominal		D. output	Efficacy
9W	8,7W	85 - 3000K	1300 lm	E179	949 lm	109 lm/W
		95 - 2700K	1050 lm	E179	767 lm	88 lm/W
		95 - 3000K	1100 lm	E179	803 lm	92 lm/W
		95 - 4000K	1120 lm	E179	818 lm	94 lm/W
13W	11,6W	85 - 3000K	1773 lm	E179	1294 lm	112 lm/W
		95 - 2700K	1460 lm	E179	1066 lm	92 lm/W
		95 - 3000K	1518 lm	E179	1108 lm	96 lm/W
		95 - 4000K	1542 lm	E179	1126 lm	97 lm/W
18W	18W	85 - 3000K	2535 lm	E179	1851 lm	103 lm/W
		95 - 2700K	2088 lm	E179	1524 lm	85 lm/W
		95 - 3000K	2172 lm	E179	1586 lm	88 lm/W
		95 - 4000K	2205 lm	E179	1610 lm	89 lm/W



ACCADEMIA

ACCADEMIA_floor



ACCADEMIA

*adjustable optical groups_
high efficacy LED COB source_*

Accademia is a free-standing application of the Museo Mini with 4 independently orientable LED spotlights. The body is made of painted aluminium, available in

matt white, matt black or anodised grey versions. The anodised version is provided with spots in matt black. This product is designed to solve installation challenges in

constrained spaces such as frescoed rooms and historic buildings or where the introduction of additional equipment is impossible. Driver on board 220/240V - 50/60Hz.

INFO

Power

spot 9W

Source

LED COB

Built to last

Lumen maintenance of 100.000 hrs at L80B10.

Colour and Colour Temperature

CRI 85 - 3000K / CRI 95 - 2700K
CRI 95 - 3000K / CRI 95 - 4000K

Control

PUSH

Body finish

○ ● ●

Ring finish

● ● ● ● ● ● ● ● ● ●



Medium



Large

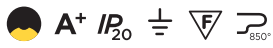


Wide



Lumenpulse offices - Paris | France
Photo: Jared Chulski

ACCADEMIA



ACCADEMIA_floor



Product configurator

353 30 68 + Ring - Optics

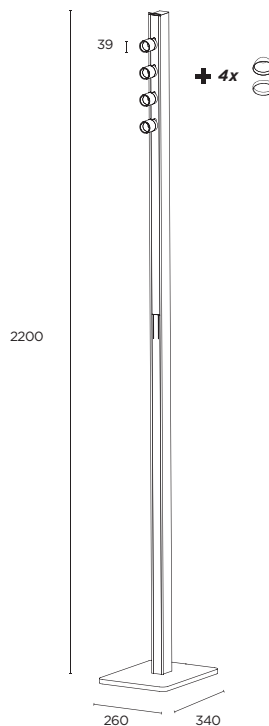
Code Version Control Finish CRI - CCT*

* For the version CRI 85 - 3000K it is not necessary to fill in the field.

ACCADEMIA

Code	Version	Kg	Control	Finish	CRI - CCT
353	30	4x9W 13,90	68 PUSH	42 ○ matt white	- 85 - 3000K
				52 ● matt black	/9527 95 - 2700K
				80 ● anodized gray*	/9530 95 - 3000K
					/9540 95 - 4000K

* Spots in matt black.

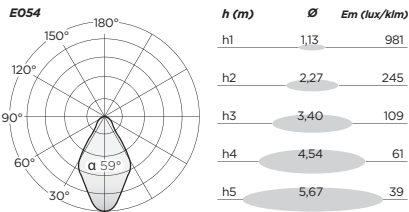
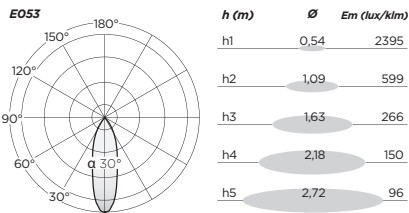
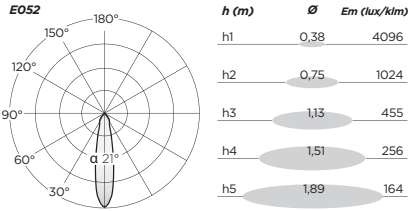




Optics with rings

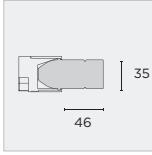
Ring - Optics

Code	Ring finish	Optics
353 90 50	1M ● brick red	/M Medium 21°
	10 ● lacquered red	/L Large 30°
	17 ● matt orange	/W Wide 59°
	20 ● spring green	
	33 ● corn yellow	
	42 ○ matt white	
	52 ● matt black	
	64 ● baby blue	
	92 ● concrete grey	



ACCADEMIA

Power	Source consumption	CRI - CCT	N. output	Optics	D. output	Efficacy		
9W	8,7W	85 - 3000K	1300 lm	Medium 21°	E052 982 lm	113 lm/W		
				Large 30°	E053 977 lm	112 lm/W		
				Wide 59°	E054 846 lm	97 lm/W		
				95 - 2700K	1050 lm	Medium 21°	E052 793 lm	91 lm/W
						Large 30°	E053 789 lm	91 lm/W
						Wide 59°	E054 683 lm	79 lm/W
				95 - 3000K	1100 lm	Medium 21°	E052 831 lm	96 lm/W
						Large 30°	E053 826 lm	95 lm/W
						Wide 59°	E054 716 lm	82 lm/W
95 - 4000K	1120 lm	Medium 21°	E052 846 lm	97 lm/W				
		Large 30°	E053 841 lm	97 lm/W				
		Wide 59°	E054 729 lm	84 lm/W				



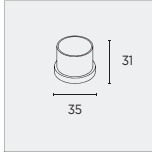
With the Narrow optic it is possible to obtain a 10° narrow beam.

Optic assembly and its coloured ring should not be ordered with this accessory.

Narrow Optic

Code

9Q 317 52

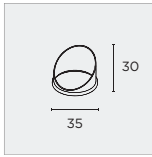


Thanks to this accessory it is possible to obtain a narrow and sharp beam, with a strong contrast between the illuminated and non-illuminated area.

Cut-Off

Code

9G 049

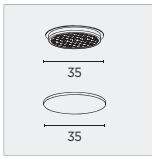


Thanks to this accessory it is possible to obtain an asymmetrically narrower and sharper beam with a greater contrast between the illuminated and non-illuminated area.

Visor

Code

9G 048



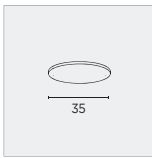
The honeycomb grid is an accessory used for the anti-glare effect. It reduces the luminous flux by 20%.



Honeycomb louvre

Code

9G 023



The satin diffuser increases the diffusion of the luminous flux by widening and softening the beam of light.



Satin diffuser

Code

9G 024





LED BOOSTER KIT 51
600



LED BOOSTER KIT 111
602

LED BOOSTER KIT 51



This kit is composed by a LED source and its driver "plug & play". Dimensions of both the components are thought to represent a valid substitute for most of the applications made with dichroic bulbs and halogen lamps. The easy fixing system allows to change the optic later on according to the different installation needs.

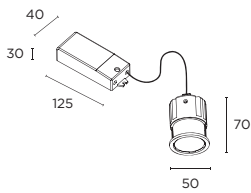


Product configurator

114

Code Version CRI - CCT Control Optic

LED BOOSTER KIT 51_Kit/drivers



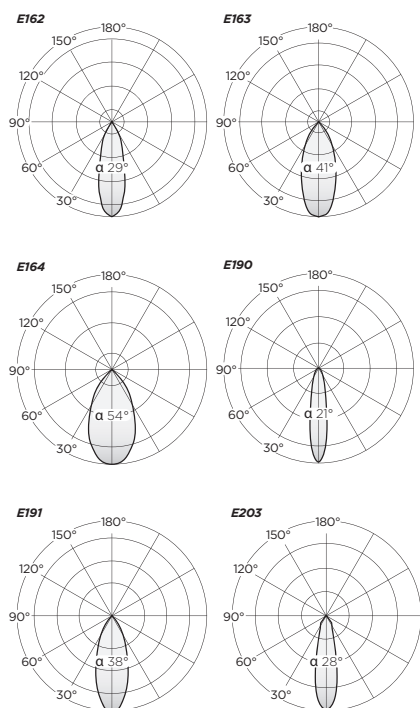
LED BOOSTER KIT 51 - 5W

Code	Kg	Version	CRI - CCT	Control	Optics	5W	
114	0,20	06	LED 5W	2785	85 - 2700K	A ON-OFF	/S Spot 29°
				3085	85 - 3000K	B 1-10V	/M Medium 41°
				4085	85 - 4000K	C PUSH/1-10V	/L Large 54°
						D DALI	
						F PHASE CUT	

LED BOOSTER KIT 51 - 9/13W

Code	Kg	Version	CRI - CCT	Control	Optics	9W	13W
114	0,20	09	LED 9W	3085	85 - 3000K	A ON-OFF	/S Spot 29° 21°
				2795	95 - 2700K	B 1-10V	/M Medium 41° 28°
		13	LED 13W	3095	95 - 3000K	C PUSH/1-10V	/L Large 54° 38°
				4095	95 - 4000K	D DALI	
				F PHASE CUT			

LED BOOSTER KIT 51



Power	Source consumption	CRI - CCT	Nominal	Optics	Deliv. output	Efficacy
5W	4,6W	85 - 2700K	421 lm	Spot 29°	E162 363 lm	79 lm/W
				Medium 41°	E163 330 lm	72 lm/W
				Large 54°	E164 313 lm	68 lm/W
		85 - 3000K	394 lm	Spot 29°	E162 340 lm	74 lm/W
				Medium 41°	E163 309 lm	67 lm/W
				Large 54°	E164 293 lm	64 lm/W
		85 - 4000K	441 lm	Spot 29°	E162 380 lm	83 lm/W
				Medium 41°	E163 346 lm	75 lm/W
				Large 54°	E164 328 lm	71 lm/W
9W	8,7W	85 - 3000K	1300 lm	Spot 29°	E162 1005 lm	116 lm/W
				Medium 41°	E163 914 lm	105 lm/W
				Large 54°	E164 866 lm	100 lm/W
		95 - 2700K	755 lm	Spot 29°	E162 584 lm	64 lm/W
				Medium 41°	E163 531 lm	58 lm/W
				Large 54°	E164 503 lm	55 lm/W
		95 - 3000K	785 lm	Spot 29°	E162 606 lm	67 lm/W
				Medium 41°	E163 551 lm	61 lm/W
				Large 54°	E164 522 lm	57 lm/W
		95 - 4000K	865 lm	Spot 29°	E162 668 lm	73 lm/W
				Medium 41°	E163 608 lm	67 lm/W
				Large 54°	E164 576 lm	63 lm/W
13W	12,1W	85 - 3000K	1623 lm	Spot 21°	E190 1434 lm	118 lm/W
				Medium 28°	E203 1436 lm	119 lm/W
				Large 38°	E191 1441 lm	119 lm/W
		95 - 2700K	1251 lm	Spot 21°	E190 1105 lm	91 lm/W
				Medium 28°	E203 1107 lm	91 lm/W
				Large 38°	E191 1111 lm	92 lm/W
		95 - 3000K	1315 lm	Spot 21°	E190 1162 lm	96 lm/W
				Medium 28°	E203 1164 lm	96 lm/W
				Large 38°	E191 1167 lm	96 lm/W
		95 - 4000K	1508 lm	Spot 21°	E190 1398 lm	116 lm/W
				Medium 28°	E203 1401 lm	116 lm/W
				Large 38°	E191 1405 lm	116 lm/W

LED BOOSTER KIT 111



This kit is composed by a LED source with integrated reflector and its driver "plug & play". Dimensions of both the components are thought to represent a valid substitute for most of the applications made with halogen QR111 and metal-halide HIPAR111. The easy fixing system allows to change the optic later on according to the different installation needs.



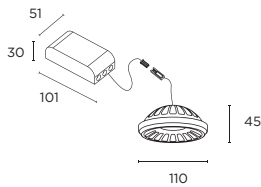
LED BOOSTER KIT 111_Kit/drivers

Product configurator

115

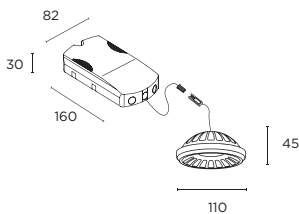
Code **Version** **CRI - CCT** **Control** **Optic** **Finish***

** For the version grey it is not necessary to fill in the field.*



LED BOOSTER KIT 111 - 18W

Code	Kg	Version	CRI - CCT	Control	Optic	Finish		
115	0,20	18	LED 18W	3085	85 - 3000K	A ON-OFF	/S Spot 21°	42 white
				2795	95 - 2700K	C PUSH/1-10V	/M Medium 28°	52 black
				3095	95 - 3000K	D DALI	/L Large 38°	- grey
				4095	95 - 4000K	F PHASE CUT	/X XLarge 74°	



LED BOOSTER KIT 111 - 26W

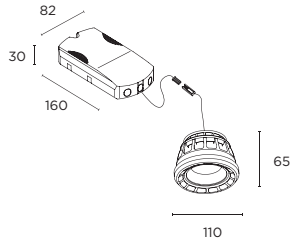
Code	Kg	Version	CRI - CCT	Control	Optic	Finish		
115	0,35	26	LED 26W	3085	85 - 3000K	A ON-OFF	/S Spot 21°	42 white
				2795	95 - 2700K	C PUSH/1-10V	/M Medium 28°	52 black
				3095	95 - 3000K	D DALI	/L Large 38°	- grey
				4095	95 - 4000K	F PHASE CUT	/X XLarge 74°	

Product configurator

116

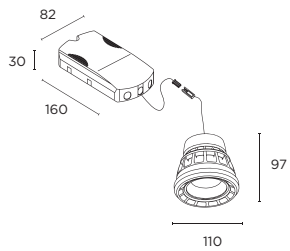
Code Version CRI - CCT Control Optic Finish*

* For the version grey it is not necessary to fill in the field.



LED BOOSTER KIT 111 - 33W

Code	Kg	Version	CRI - CCT	Control	Optic	Finish		
116	0,80	33	LED 33W	3085	85 - 3000K	A ON-OFF	/S Spot 26°	42 white
				2795	95 - 2700K	C PUSH/1-10V	/M Medium 38°	52 black
				3095	95 - 3000K	D DALI	/L Large 57°	- grey
				4095	95 - 4000K		/X XLarge 71°	

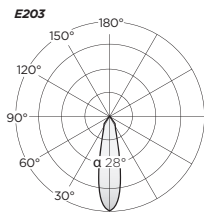
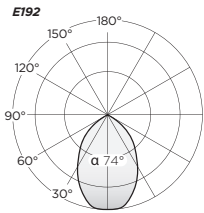
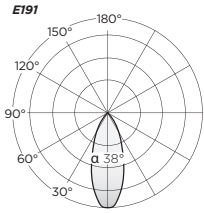
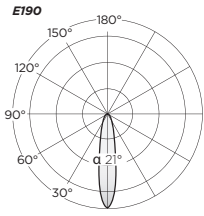


LED BOOSTER KIT 111 - 40W

Code	Kg	Version	CRI - CCT	Control	Optic	Finish		
116	0,85	40	LED 40W	3085	85 - 3000K	A ON-OFF	/S Spot 26°	42 white
				2795	95 - 2700K	C PUSH/1-10V	/M Medium 38°	52 black
				3095	95 - 3000K	D DALI	/L Large 57°	- grey
				4095	95 - 4000K		/X XLarge 71°	

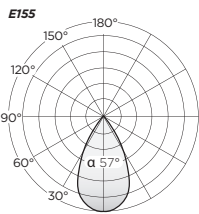
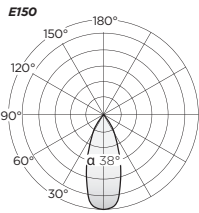
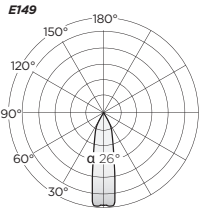
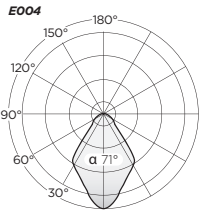
LED BOOSTER KIT 111

LED BOOSTER KIT 111_Kit/drivers




LED BOOSTER KIT 111 - 18/26W

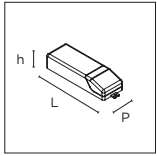
Power	Source consumption	CRI - CCT	N. output	Optic		D. output	Efficacy
18W	18W	85 - 3000K	2320 lm	Spot 21°	E190	2049 lm	114 lm/W
				Medium 28°	E203	2053 lm	114 lm/W
				Large 38°	E191	2059 lm	114 lm/W
				XLarge 74°	E192	1648 lm	92 lm/W
95 - 2700K	1787 lm	85 - 2700K	1787 lm	Spot 21°	E190	1579 lm	88 lm/W
				Medium 28°	E203	1581 lm	88 lm/W
				Large 38°	E191	1586 lm	88 lm/W
				XLarge 74°	E192	1269 lm	71 lm/W
95 - 3000K	1880 lm	85 - 3000K	1880 lm	Spot 21°	E190	1661 lm	92 lm/W
				Medium 28°	E203	1664 lm	92 lm/W
				Large 38°	E191	1669 lm	93 lm/W
				XLarge 74°	E192	1336 lm	74 lm/W
95 - 4000K	2036 lm	85 - 4000K	2036 lm	Spot 21°	E190	1799 lm	100 lm/W
				Medium 28°	E203	1802 lm	100 lm/W
				Large 38°	E191	1807 lm	100 lm/W
				XLarge 74°	E192	1446 lm	80 lm/W
26W	26,1W	85 - 3000K	3034 lm	Spot 21°	E190	2680 lm	103 lm/W
				Medium 28°	E203	2685 lm	103 lm/W
				Large 38°	E191	2693 lm	103 lm/W
				XLarge 74°	E192	2155 lm	83 lm/W
95 - 2700K	2338 lm	85 - 2700K	2338 lm	Spot 21°	E190	2065 lm	79 lm/W
				Medium 28°	E203	2069 lm	79 lm/W
				Large 38°	E191	2075 lm	80 lm/W
				XLarge 74°	E192	1661 lm	64 lm/W
95 - 3000K	2459 lm	85 - 3000K	2459 lm	Spot 21°	E190	2172 lm	83 lm/W
				Medium 28°	E203	2176 lm	83 lm/W
				Large 38°	E191	2183 lm	84 lm/W
				XLarge 74°	E192	1747 lm	67 lm/W
95 - 4000K	2663 lm	85 - 4000K	2663 lm	Spot 21°	E190	2352 lm	90 lm/W
				Medium 28°	E203	2357 lm	90 lm/W
				Large 38°	E191	2364 lm	91 lm/W
				XLarge 74°	E192	1892 lm	72 lm/W



LED BOOSTER KIT 111 - 33/40W

Power	Source consumption	CRI - CCT	N. output	Optic		D. output	Efficacy				
33W	30,3W	85 - 3000K	4999 lm	E004	Spot 26°	E149 3429 lm	113 lm/W				
					Medium 38°	E150 3417 lm	113 lm/W				
					Large 57°	E155 3396 lm	112 lm/W				
					XLarge 71°	E004 3249 lm	107 lm/W				
				95 - 2700K	4116 lm			E004	Spot 26°	E149 2823 lm	93 lm/W
									Medium 38°	E150 2814 lm	93 lm/W
									Large 57°	E155 2797 lm	92 lm/W
									XLarge 71°	E004 2676 lm	88 lm/W
				95 - 3000K	4281 lm			E004	Spot 26°	E149 2937 lm	97 lm/W
									Medium 38°	E150 2927 lm	97 lm/W
									Large 57°	E155 2909 lm	96 lm/W
									XLarge 71°	E004 2783 lm	92 lm/W
95 - 4000K	4347 lm			E004	Spot 26°	E149 2982 lm	98 lm/W				
					Medium 38°	E150 2972 lm	98 lm/W				
					Large 57°	E155 2953 lm	97 lm/W				
					XLarge 71°	E004 2826 lm	93 lm/W				
40W	35,6W	85 - 3000K	5628 lm	E004	Spot 26°	E149 3860 lm	108 lm/W				
					Medium 38°	E150 3848 lm	108 lm/W				
					Large 57°	E155 3824 lm	107 lm/W				
					XLarge 71°	E004 3658 lm	103 lm/W				
				95 - 2700K	4635 lm			E004	Spot 26°	E149 3180 lm	89 lm/W
									Medium 38°	E150 3169 lm	89 lm/W
									Large 57°	E155 3150 lm	88 lm/W
									XLarge 71°	E004 3013 lm	85 lm/W
				95 - 3000K	4821 lm			E004	Spot 26°	E149 3307 lm	93 lm/W
									Medium 38°	E150 3296 lm	93 lm/W
									Large 57°	E155 3275 lm	92 lm/W
									XLarge 71°	E004 3134 lm	88 lm/W
95 - 4000K	4894 lm			E004	Spot 26°	E149 3357 lm	94 lm/W				
					Medium 38°	E150 3346 lm	94 lm/W				
					Large 57°	E155 3325 lm	93 lm/W				
					XLarge 71°	E004 3181 lm	89 lm/W				

DRIVERS
608



Driver

_drivers

Driver 250mA

Code	Control	LxPxh	Power	Voltage	Frequency
9DO 250 10 AL	ON-OFF	75x38x22	max 10W	220/240V	0/50/60Hz



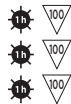
Driver 300mA

Code	Control	LxPxh	Power	Voltage	Frequency
9DO 360 15 TC	ON-OFF	115x34x19	max 12,4W	220/240V	50/60Hz
9DM 042 DD TC	DALI	120x52x22	max 16W	220/240V	50/60Hz
9DM 036 DA TC	PUSH/1-10V	120x52x22	max 15W	220/240V	50/60Hz



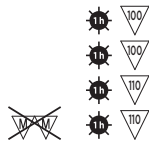
Driver 350mA

Code	Control	LxPxh	Power	Voltage	Frequency
9DO 350 06 AL	ON-OFF	76x32x22	max 5,6W	220/240V	0/50/60Hz
9DO 350 10 AL	ON-OFF	75x38x22	max 8,4W	220/240V	0/50/60Hz
9DO 350 16 AL	ON-OFF	125x38x23	max 15W	220/240V	0/50/60Hz



Driver 500mA

Code	Control	LxPxh	Power	Voltage	Frequency
9DO 500 10 AL	ON-OFF	75x38x22	max 10W	220/240V	0/50/60Hz
9DO 500 20 AL	ON-OFF	125x38x23	max 20W	220/240V	0/50/60Hz
9DO 500 35 TR	ON-OFF	100x82x34	max 35W	220/240V	50/60Hz
9DO 500 21 VS	ON-OFF	145x43x29,5	max 21W	220/240V	50/60Hz



Driver 700mA

Code	Control	LxPxh	Power	Voltage	Frequency
9DO 700 29 VS	ON-OFF	145x43x29,5	max 29W	220/240V	50/60Hz



Driver 900mA

Code	Control	LxPxh	Power	Voltage	Frequency
9DO 900 42 TR	ON-OFF	160x82x34	max 42W	220/240V	50/60Hz



Driver 1050mA

Code	Control	LxPxh	Power	Voltage	Frequency
9D 1050 42 TR	ON-OFF	160x82x34	max 42W	220/240V	50/60Hz



Driver 1200mA

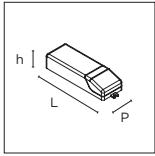
Code	Control	LxPxh	Power	Voltage	Frequency
9D 1200 60 TR	ON-OFF	240x85x31	max 60W	120/240V	50/60Hz



Driver 1400mA

Code	Control	LxPxh	Power	Voltage	Frequency
9D 1400 60 TR	ON-OFF	160x82x34	max 60W	220/240V	50/60Hz

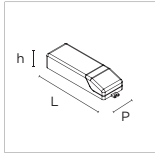




Driver

Settable driver 250/350/500/700/900/1050/1200/1400mA

Code	Control	LxPxh	Power	Voltage	Frequency
9DM 003 TC	ON-OFF	103x67x21	15W - 350mA 24W - 500mA 32W - 700mA	220/240V	50/60Hz
 9DM 032 DD TC	DALI/PUSH/1-10V	124x79x22	25W - 350mA 35W - 500mA 50W - 700mA 60W - 900mA 60W - 1050mA	220/240V	50/60Hz
 9DM 007 DD TC	DALI	103x67x21	15W - 350mA 24W - 500mA 32W - 700mA	220/240V	50/60Hz
9DM 008 DD TC	DALI	120x52x22	10W - 250mA 15W - 350mA 20W - 500mA	220/240V	50/60Hz
9DM 011 DA TC	1-10V	120x52x22	15W - 350mA 20W - 500mA	220/240V	50/60Hz
9DM 012 TF TC	PHASE CUT	166x46x34	17W - 350mA 24W - 500mA 32W - 700mA	220/240V	50/60Hz
9DM 016 TF TC	PHASE CUT	120x52x22	21W - 500mA	220/240V	50/60Hz
9DM 020 DD TC	DALI/PUSH/1-10V	129x76x30	52W - 1200mA 55W - 1400mA	220/240V	50/60Hz
9DM 021 TF TC	PHASE CUT	120x52x22	18W - 350mA	220/240V	50/60Hz
9DM 036 DA TC	PUSH/1-10V	120x52x22	18W - 250mA 17W - 350mA 20W - 500W	220/240V	50/60Hz
 9DM 028 DA TC	PUSH/1-10V	103x67x21	15W - 350mA 24W - 500mA 32W - 700mA	220/240V	50/60Hz
9DM 041 DD TR	DALI/PUSH	120x52x22	15W - 350mA	220/240V	50/60Hz
9DO 700 30 AL	ON-OFF	215x38x23	30W - 700mA	220/240V	0/50/60Hz



Driver

Driver 12V DC

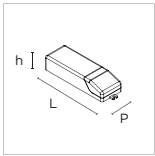
Code	Control	LxPxh	Power	Voltage	Frequency
9D 12V 006 AL	ON-OFF	75x32x22	6W	220/240V	0/50/60Hz
9D 12V 017 AL	ON-OFF	125x38x23	17W	220/240V	0/50/60Hz
9D 12V 035 TR	ON-OFF	220x40x21	35W	100/277V	0/50/60Hz
9D 12V 060 TR	ON-OFF	250x40x21	60W	100/277V	0/50/60Hz
9D 12V 100 TR	ON-OFF	300x44x23	100W	100/277V	0/50/60Hz
9D 12V 150 TR	ON-OFF	270x63x41	150W	120/240V	0/50/60Hz

Driver 24V DC

Code	Control	LxPxh	Power	Voltage	Frequency
9D 24V 010 AL	ON-OFF	75x32x22	10W	220/240V	0/50/60Hz
9D 24V 020 AL	ON-OFF	125x38x23	20W	220/240V	0/50/60Hz
9S 24V 035 TR	ON-OFF	220x40x21	35W	100/277V	0/50/60Hz
9D 24V 060 TR	ON-OFF	250x40x21	60W	100/277V	0/50/60Hz
9D 24V 096 TR	ON-OFF	300x44x23	96W	120/277V	0/50/60Hz
9D 24V 180 TR	ON-OFF	280x64x31	180W	120/240V	0/50/60Hz

Driver 48V DC

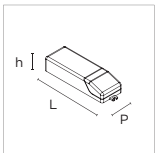
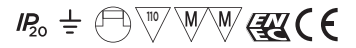
Code	Control	LxPxh	Power	Voltage	Frequency
9D 48V 030 TC	ON-OFF	125x38x23	max 30W	220/240V	0/50/60Hz
9D 48V 070 TC	ON-OFF	225x60x36	max 70W	220/240V	50/60Hz
9D 48V 075 AL	ON-OFF	280x41x29	max 75W	220/240V	0/50/60Hz
9D 48V 075 TR	ON-OFF	235x100x31	max 75W	220/240V	0/50/60Hz
9D48V075DDTR	DALI/PUSH	235x100x31	max 75W	220/240V	0/50/60Hz
9D 48V 150 AL	ON-OFF	280x41x29	max 150W	220/240V	0/50/60Hz
9D 48V 150 TC	ON-OFF	240x60x49	max 150W	220/240V	50/60Hz
9D 48V 150 TR	ON-OFF	235x100x31	max 150W	100/277V	0/50/60Hz
9D48V150DDTR	DALI/PUSH	235x100x31	max 150W	100/277V	0/50/60Hz



Electronic transformer

Transformer

Code	Control	LxPxh	Power	Voltage	Frequency
9TE 070 TC	PHASE CUT	117x34x21	0-70W	230/240V	50/60Hz



Ballast

Ballast

Code	Control	LxPxh	Power	Voltage	Frequency
9A 10 20 PH	ON-OFF	190x43x32	1x20W	220/240V	50/60Hz
9A 10 35 HV	ON-OFF	141x60x32	1x35W	220/240V	50/60Hz

TECHNICAL DATA
614

PROTECTION LEVEL

The **IP** (International Protection - IEC standard 60529) standard establishes the resistance of a product against the intrusion of solid particles (such as parts of the body and dust) as well as liquids.

The **IP** - - code is followed by two digits according to the table, the first refers to the intrusion of solid bodies, the second to the degree of protection against liquid penetration.



FIRST digit SOLID OBJECTS value 0 - 6

- IP 0-** No protection against contact and ingress of objects
- IP 1 -** Any large surface of the body, such as the back of a hand, but no protection against deliberate contact with a body part >50 mm
- IP 2 -** Fingers or similar objects >12.5 mm
- IP 3 -** Tools, thick wires, etc >2.5 mm
- IP 4 -** Most wires, slender screws, large ant etc. >1 mm
- IP 5 -** Ingress of dust is not entirely prevented, but it must not enter in sufficient quantity to interfere with the satisfactory operation of the equipment.
- IP 6 -** No ingress of dust; complete protection against contact (dust tight). A vacuum must be applied. Test duration of up to 8 hours based on air flow.



SECOND digit LIQUID OBJECTS value 0 - 8

- IP - 0** No protection against contact and ingress of liquid
- IP - 1** Vertically dripping water shall have no harmful effect when the enclosure is tilted at an angle of 15° from its normal position. A total of four positions are tested within two axes. Dripping water.
- IP - 2** Vertically dripping water shall have no harmful effect when the enclosure is tilted at an angle of 15° from its normal position. A total of four positions are tested within two axes. Dripping water when tilted at 15°.
- IP - 3** Water falling as a spray at any angle up to 60° from the vertical shall have no harmful effect, utilizing either: a) an oscillating fixture, or b) A spray nozzle with a counterbalanced shield. Spraying water.
- IP - 3** Water falling as a spray at any angle up to 60° from the vertical shall have no harmful effect, utilizing either: a) an oscillating fixture, or b) A spray nozzle with a counterbalanced shield. Spraying water.
- IP - 4** Water splashing against the enclosure from any direction shall have no harmful effect, utilizing either: a) an oscillating fixture, or b) A spray nozzle with no shield. Splashing of water.
- IP - 5** Water projected by a nozzle (6.3 mm) against enclosure from any direction shall have no harmful effects. Water jets.
- IP - 6** Water projected in powerful jets (12.5 mm nozzle) against the enclosure from any direction shall have no harmful effects. Powerful water jets.
- IP - 7** Ingress of water in harmful quantity shall not be possible when the enclosure is immersed in water under defined conditions of pressure and time (up to 1 m of submersion). Immersion, up to 1 m depth.
- IP - 8** The equipment is suitable for continuous immersion in water under conditions which shall be specified by the manufacturer. However, with certain types of equipment, it can mean that water can enter but only in such a manner that it produces no harmful effects. Immersion, 1 m or more depth.

IP






FIRST digit
SOLID OBJECTS 0-6



SECOND digit
LIQUID OBJECTS 0-8

PROTECTION CLASS

The electrical insulation classes are the homogeneous grouping defined by the IEC (International Electrotechnical Commission) which refers to the technical specifications that are applicable to an electric device to limit the risk of electrocution resulting from a failure of the system.

CLASS	DESCRIPTION
0	<p>These appliances have no protective-earth connection and feature only a single level of insulation between live parts and exposed metal-work. If permitted at all, Class 0 items are intended for use in dry areas only. A single fault could cause an electric shock or other dangerous occurrence, without triggering the automatic operation of any fuse or circuit breaker. Sales of such items have been prohibited in much of the world for safety reasons, for example in the UK by Section 8 of The Low Voltage Electrical Equipment (Safety) Regulations 1989 and New Zealand by the Electricity Act. However, equipment of this class is common in 110V countries, and in much of the 220V developing world, whether permitted officially or not. These appliances must have their chassis connected to electrical earth.</p>
I	<p></p> <p>These appliances must have their chassis connected to electrical earth (US: ground) by a separate earth conductor (coloured green/yellow in most countries, green in the US, Canada and Japan). The earth connection is achieved with a 3-conductor mains cable, typically ending with 3-prong AC connector which plugs into a corresponding AC outlet. The basic requirement is that no single failure can result in dangerous voltage becoming exposed so that it might cause an electric shock and that if a fault occurs the supply will be removed automatically (this is sometimes referred to as ADS = Automatic Disconnection of Supply).</p> <p>A fault in the appliance which causes a live conductor to contact the casing will cause a current to flow in the earth conductor. If large enough, this current will trip an over-current device (fuse or circuit breaker (CB)) and disconnect the supply. The disconnection time has to be fast enough not to allow fibrillation to start if a person is in contact with the casing at the time. This time and the current rating in turn sets a maximum earth resistance permissible. To provide supplementary protection against high-impedance faults it is common to recommend a residual-current device (RCD) also known as a residual current circuit breaker (RCCB), ground fault circuit interrupter (GFCI), or residual current operated circuit-breaker with integral over-current protection (RCBO), which will cut off the supply of electricity to the appliance if the currents in the two poles of the supply are not equal and opposite.</p>
II	<p></p> <p>A Class II or double insulated electrical appliance is one which has been designed in such a way that it does not require a safety connection to electrical earth (ground). The basic requirement is that no single failure can result in dangerous voltage becoming exposed so that it might cause an electric shock and that this is achieved without relying on an earthed metal casing. This is usually achieved at least in part by having at least two layers of insulating material between live parts and the user, or by using reinforced insulation.</p> <p>In Europe, a double insulated appliance must be labelled Class II or double insulated or bear the double insulation symbol (a square inside another square). Insulated AC/DC power supplies (such as cell-phone chargers) are typically designated as Class II, meaning that the DC output wires are isolated from the AC input. The designation "Class II" should not be confused with the designation "Class 2", as the latter is unrelated to insulation (it originates from standard UL 1310, setting limits on maximum output voltage/current/power).</p>
III	<p></p> <p>A Class III appliance is designed to be supplied from a separated/safety extra-low voltage (SELV) power source. The voltage from a SELV supply is low enough that under normal conditions a person can safely come into contact with it without risk of electrical shock. The extra safety features built into Class I and Class II appliances are therefore not required. For medical devices, compliance with Class III is not considered sufficient protection, and further more-stringent regulations apply to such equipment.</p>

UGR IN EXENIA PRODUCTS

The UGR index - Unified Glare Rating - defines the level of irritating glare, produced by the light illuminating a room. The index is defined by many

factors which depend on the kind of the fixtures (the emitting surface of the device in relation to the flux play an important role) and the installation

environment since the finishes of the walls, the floor, the location of the furnishings, the presence of windows play a role as well.

The value is the result of the following equation:

$$UGR = 8 \log_{10} \left(\frac{0,25}{L_b} \sum \frac{L^2 \omega}{\rho^2} \right)$$

"L_b" and "L₂" are respectively the luminance of the background and the luminance of the luminous parts of each fixture, "ω" is the solid angle subtended by the same, "ρ" is the Guth position index (function of the longitudinal distance between the human eye, the transverse plane of the source and the transverse distance between the eye and the longitudinal plane of the source).

Although today the assessment of the irritating glare level can be processed by means of a lighting design software, the above-mentioned equation can immediately point out that when defining the UGR parameter, we can consider the background luminance, the overall luminance of the installed fixtures that are in the same field of view by taking into account the solid angle of view of the observer and the position of the devices in relation to the observer.

Making it easier, the luminance is a ratio that considers the light reaching our eyes by reflection from an illuminated surface and the light that comes from an emitting surface. The luminance depends on the intensity of the source and from the apparent area of the surface directed to the observer. It is clear that the luminance value always depends on the observer position with respect to the lighting source.

The regulations which define the UGR value are in the indoor lighting UNI EN 12464-1 2011, CIE publication 117 standards.

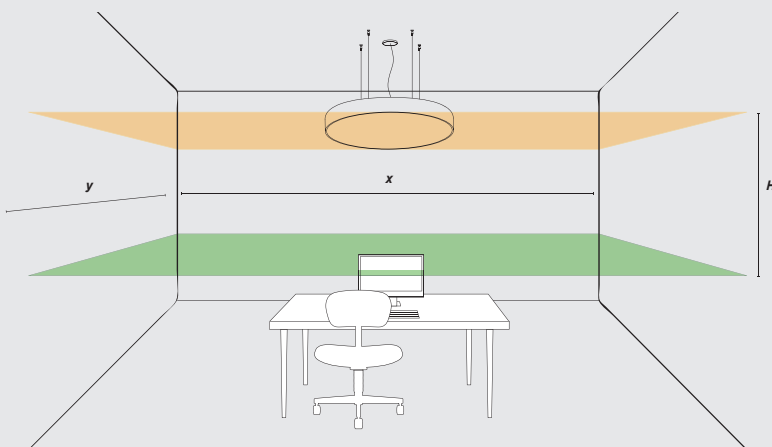
The UGR scale can be considered for minimum values that start at 10 (no glare), up to 30 (high glare). The UGR limits are given every three units (10, 13, 16, 19, 22 etc.) since every three units there is a change to a different class in

accordance with the standard, Some fixtures of our range of products have reference values of the indexes according to the UGR tabular method for reflection coefficients 752 (0.7 ceiling, 0.5 walls, 0.2 floor) which consider X = 4H, Y = 2H as room dimensions (H is the height difference between the eye and the light sources).

We would like to remind that these values are samples and valid only in case of use of fixtures which are:

- installed in rectangular rooms;
- installed together with other fixtures of the same type and the same level;
- symmetrical and arranged in parallel to the wall.

For further information or evaluations, we recommend making a simulation by means of a lighting design software.



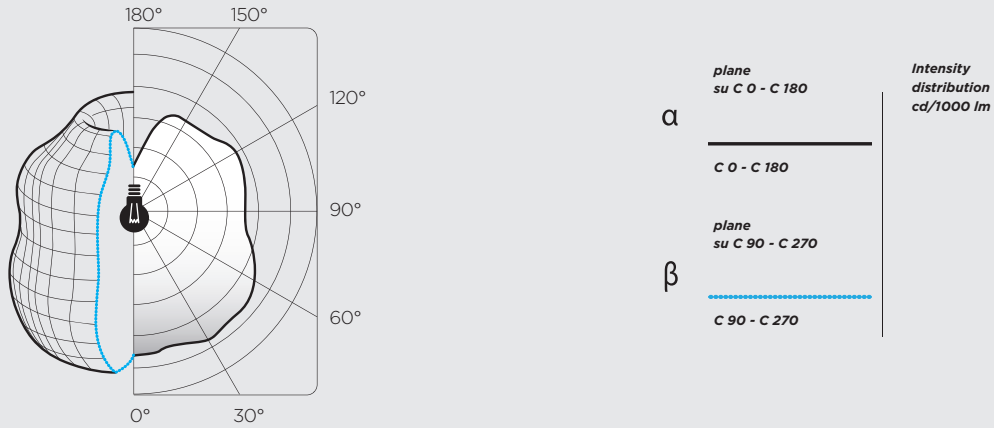
PHOTOMETRIC DATA

In this catalogue, each product has the polar diagrams reported for each power and beam combination. For ease of reference, the representations of the distributions

on international reference levels (C0-C180 and C90-C270) have been summarized for different fixtures with the same distribution of light intensities. For symmetri-

cal and rotosymmetrical fixtures only one curve is represented. For multiple optics products, the photometry should be repeated for the number of units.

_ technical data



The luminous intensities shown in the diagrams are the relative intensities, therefore, to be multiplied by the flux value of the fixture expressed in klm.

Polar curves are only the initial tool to identify the behaviour and the lighting performance in the preliminary stages of each project. After that, the elum-

dat file should be thoroughly analysed. The elumdat file can be downloaded for each fixture code at our website www.exenia.eu.

INFO

LED LIFE

Each of our products is studied and tested in peyorative conditions in order to obtain an optimal ratio between operating temperatures and light emission of the diodes, it is understood that each power decrease will make possible the extension of the corresponding 'Lifetime'.

LED KEY FEATURES

The EXENIA products in the catalogue use LED lights of the leading brand in the industry, such as CITIZEN™, PANASONIC™, CREE™ and BRIDGELUX™.

In addition, Exenia ensures that its LED COB are selected with SDCM features (standard deviation of colour matching) inside the third step Mac Adam ellipse. However, compared to the plate data reported by manufacturers you should consider the tolerances that are due to LED manufacturing process. Such tolerances involve small differences between the various sources and manufactures.

DIMENSION

All dimensions are in mm, unless otherwise specified.

FINISHES COLOURS

The colours of the illustrated articles are simply indicative of the real nuance.

© Our products enforce the European Community Rules 73/23 CEE - 93/68 CEE - 89/336 CEE and the CE mark is printed on the packaging.

Reproduction of this catalogue or any part of it is prohibited. The products illustrated in this catalogue are covered by one or more Italian or international patents. The company will take legal action against any imitators.

CONSORZIO ECOLIGHT

EXENIA belongs to the Consorzio Ecolight established in 2004 to comply with the provisions of European Directive 2002/96/CE-RAEE converted by Italian law into Legislative Decree No.151 dated 25/07/2005 for the management, recovery and treatment of electrical and electronic devices at the end of their usable life, in respect of all the regulations in force on the subject of environmental safeguards.

PHOTOBIOLOGICAL RISK

The LED used belongs to the "RG (risk free)" group according to the photobiological risk rating of EN 62471: 2008.

5 YEARS WARRANTY

Exenia warrants that its products are free from manufacturing and/or material defects, in case of use in conformity with the destination, for a period of five years from the date of the invoice as indicated in the general conditions of guarantee which can be consulted on website

www.exenia.eu.

EXENIA srl reserves the right to change, at any time and without prior warning, the technical specification of any product shown in this catalogue.

Designer

Lorenzo Querci

Graphic Design and Layout

Michela Spatola

Graphic

Gaia Orbignizzi

Michela Spatola

Fra due punti - Firenze/Barcellona

Technical contents

Anja Stolte

David Papucci

Federico Conti

Fiorenzo Guddemi

Giuseppe Rimediotti

Lorenzo Querci

Monica Luzzi

Marco Angioloni

Samuele Balloni

Valerio Velani

Photometric data

Massimo Iarussi

Studio Progettazione della Luce

Printing

Conti Tipocolor S.p.A.

Firenze | June 2019

Content

Alessandro Galeota

Anja Stolte

Beatrice Santini

Luca Cigolotti

Lorenzo Querci

Michela Spatola

In-place photography

© Alessio Falchetti

© Alberto Vallesi

© Creative Republic

© Catherine McGinnis

© Davor Kralj

© Elisa Manninen

© Jared Chulski

© Jpegstudio

© Joonas Puhakka

© Le Officine

© Luca Loro di Motta

© Mario Ciampi

© Matteo Trentanove

© MIMESI 62 (Architetti)

© Paolo Stroppa

© Patricia McGinnis

© PEPE fotografia

© Pierangelo Laterza

© Sami Nuutinen

© Sarah Rowlands

© Varvara Verbitskaya

© VistaVerde



© Copyright 2019

All rights reserved EXENIA S.r.l.

EXENIA S.r.l. reserves the right to change, at any time and without prior warning, the technical specification of any product shown in this catalogue.

exenia
part of the lumenpulse
GROUP

Exenia S.r.l.
via della Chiesa 38
50041 Calenzano
Florence | Italy
T +39 055 54 17 54
F +39 055 54 17 575
www.exenia.eu
www.lumenpulsegroup.com