



230

REVO

exenia

INDEX

REVO	2
OPTICS	4
OMOGENICS	6
APPLICATION EXAMPLES	10
MUSEO REVO	20
MUSEO REVO Mini	28
MUSEO REVO Small	30
MUSEO REVO Medium	34
MUSEO REVO Compact	38
MUSEO REVO Max	42
SPOT REVO	46
SPOT REVO Small	54
SPOT REVO Medium	58
SPOT REVO Compact	62
SPOT REVO Max	66
SPOT REVO Semi-recessed	70
SPOT REVO Mini Semi-recessed	76
SPOT REVO Small Semi-recessed	80
SPOT REVO Medium Semi-recessed	84
SPOT REVO Compact Semi-recessed	88
PIN REVO	92
PIN REVO Mini	100
PIN REVO Small	104
PIN REVO Medium	108
PIN REVO Compact	110



What is the REVO system

REVO optical groups utilise the unprecedented combination of PMMA lenses with their very high transparency designed to deliver beam widths from 6 to 52 degrees through a specific crossed beam alignment that not only recovers and cancels the dispersions of the 'field angle' and it's particular inhibitors of annular luminance without any decrease in performance.

The emission of the very high quality LED source is therefore optimised and directed with precision, bringing really relevant Lux values to the subject.

OPTICS

The large availability of symmetrical and asymmetrical beam options and the large choice of accessories provided make the REVO system complete and perfectly suited to projects where photometric value becomes decisive.

What are Homogenic Lenses?

We have called our asymmetric optical systems “homogenics” for a very specific reason:

The excellent optical characteristics of the new asymmetrical lenses are expressed by the focused delivery of lux on the plane and by the fluid and homogeneous light distributions they produce. These aspects allow us to obtain a comparison-proof dimension-performance ratio and therefore allows us to achieve visual miniaturization of the lighting bodies and a reduction in power.

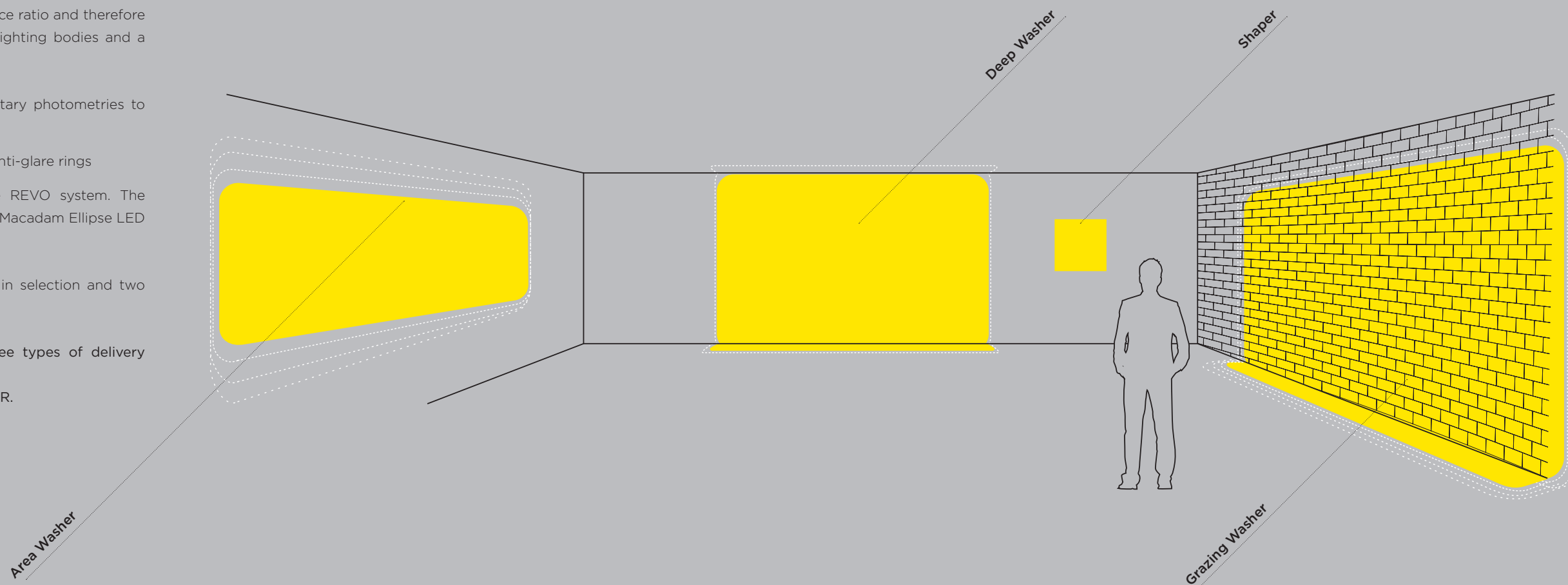

Uniformity: Uniformity up to 80% and complementary photometries to perfectly adhere to different needs.

Comfort: Visual comfort guaranteed by adjustable anti-glare rings

Rendering: Colour rendering, consistent with the REVO system. The Homogenics versions are realised with just a 2-step Macadam Ellipse LED selection and two types of CRI: 92 and 98.

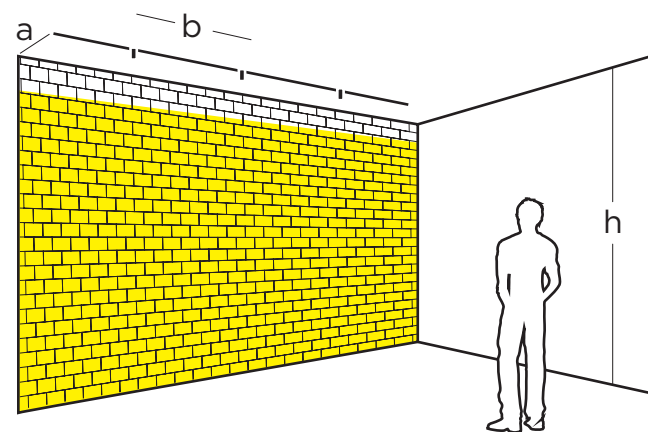
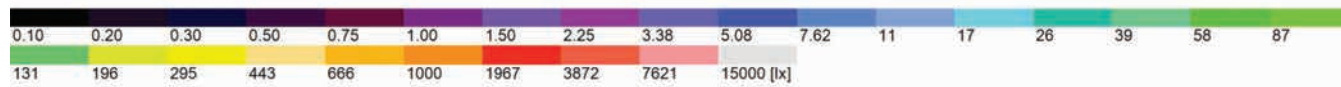

The Homogenics versions also boast 2DCM LEDs in selection and two types of CRI: 92 and 98.

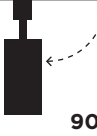
Our new wall washer units are created with three types of delivery characteristics:
GRAZING WASHER, AREA WASHER, DEEP WASHER.



GRAZING WASHER (GWW)

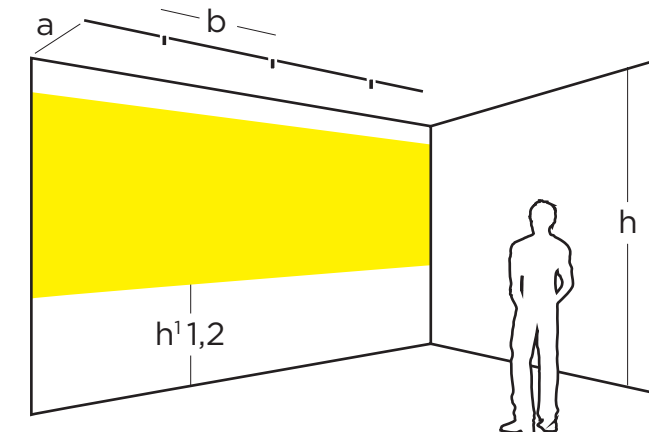
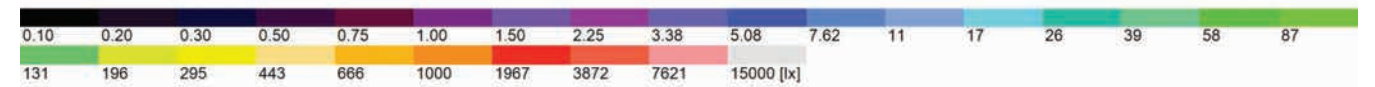


GRAZING Washer for distributed grazing effects which enhances the materials and textures of the walls.




POSITIONING LUMINAIRE			
(h) Height	(a) Distance from the wall	(b) Spacings	 90°
h	a= 0,3 x h	b= a	
Lighting check GWW Medium			Uniformity
3	0,9	0,9	0,73

AREA WASHER (AWW)

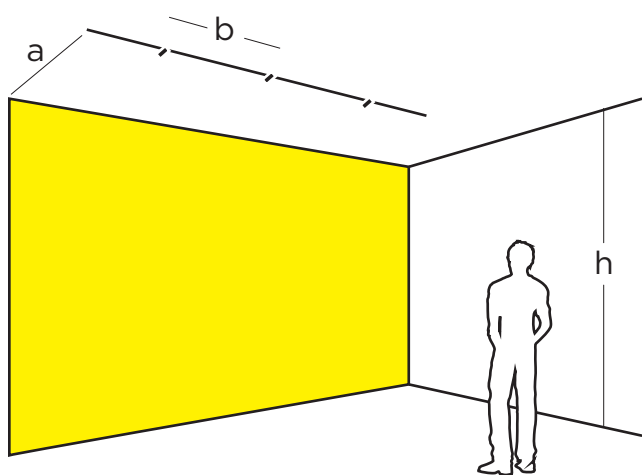
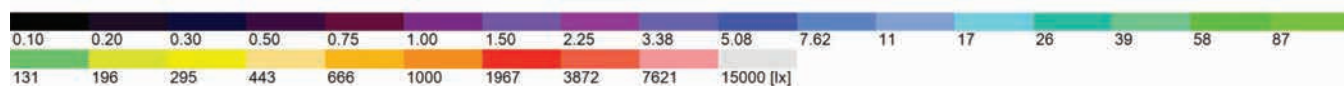

AREA Washer fluid accentuation of the horizontal mid-range, typical of the wall display of pictorial and photographic works, and hanging planar elements.



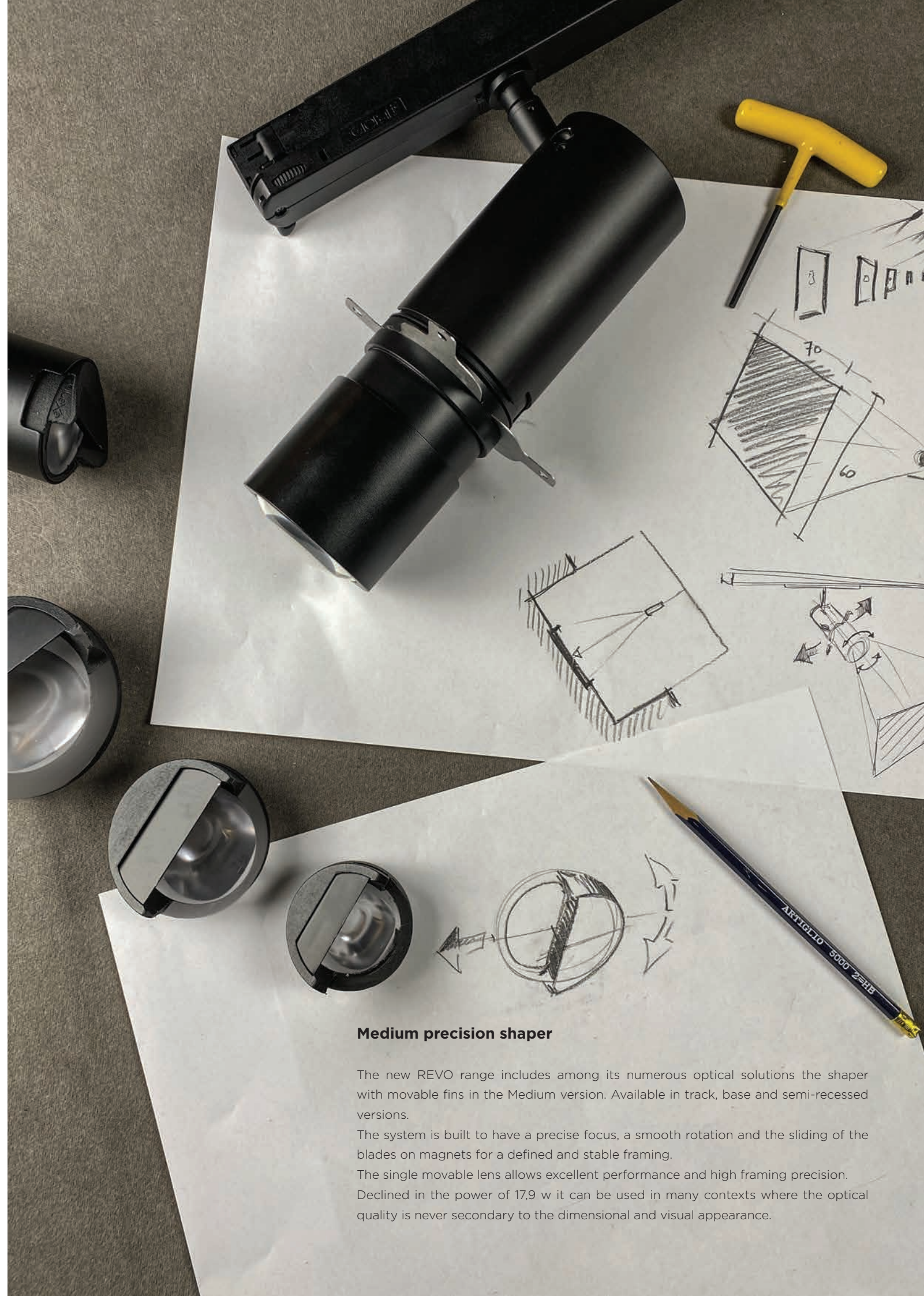
POSITIONING LUMINAIRE			
(h) Height	(a) Distance from the wall	(b) Spacings	 90°
h	a= 0,3 x h	b= 1,3 x a	
Lighting check AWW Medium			Uniformity
3	0,9	1,2	0,72

DEEP WASHER (DWW)

DEEP washer Typical of wall displays with strong distribution, widely used in the presence of shelves, display cases and three-dimensional elements.



POSITIONING LUMINAIRE			
(h) Height	(a) Distance from the wall	(b) Spacings	40°
h	a= 0,5 x h	b= 0,8 x a	
Lighting check DWW Medium			Uniformity
3	1,5	1,2	0,64



Medium precision shaper

The new REVO range includes among its numerous optical solutions the shaper with movable fins in the Medium version. Available in track, base and semi-recessed versions.

The system is built to have a precise focus, a smooth rotation and the sliding of the blades on magnets for a defined and stable framing.

The single movable lens allows excellent performance and high framing precision.

Declined in the power of 17,9 w it can be used in many contexts where the optical quality is never secondary to the dimensional and visual appearance.

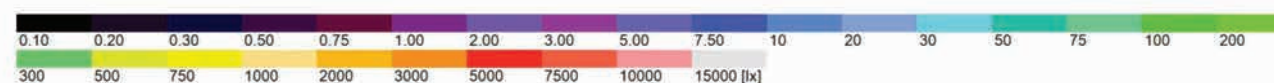

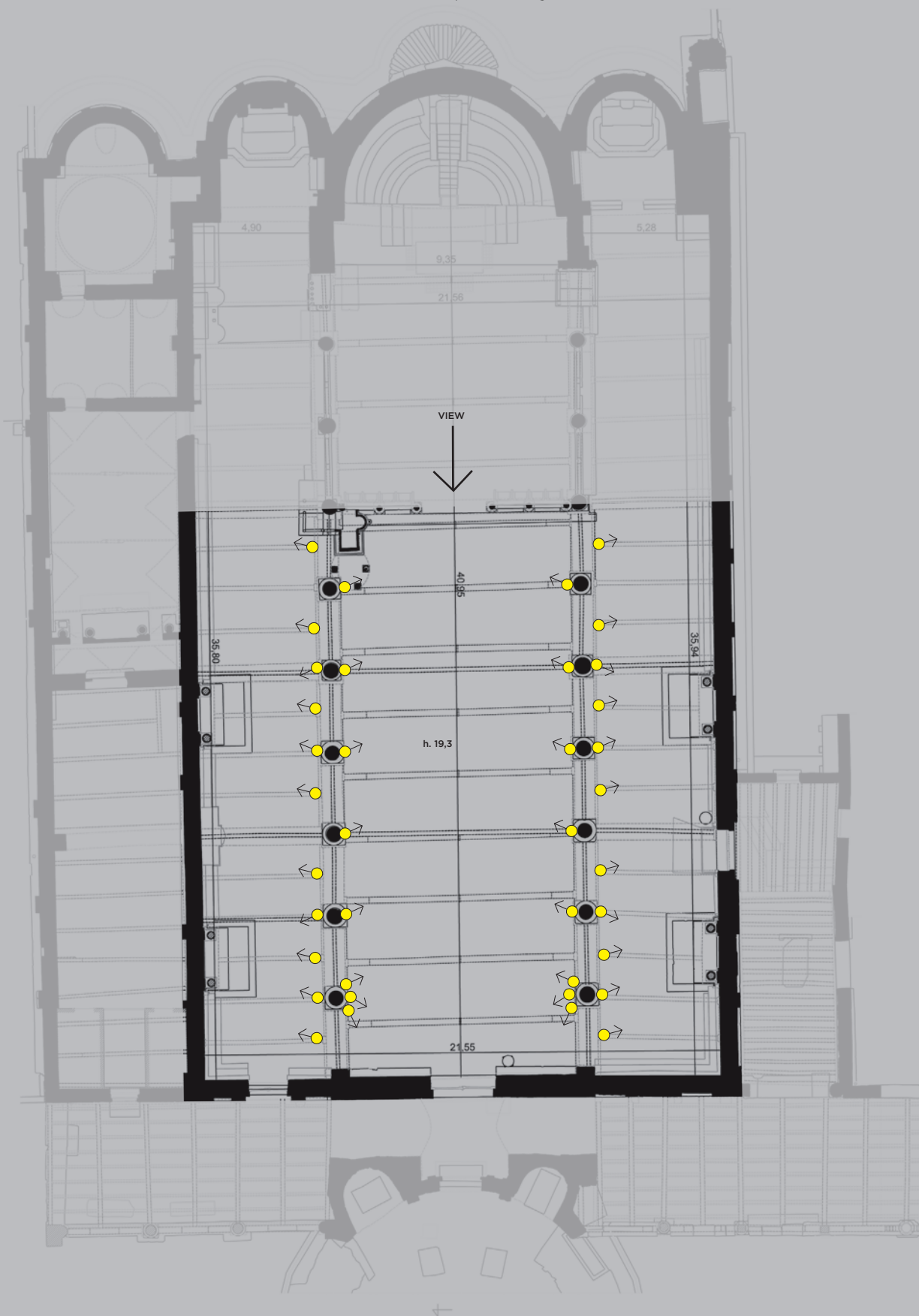
Application example PLACES OF WORSHIP

Museo Revo minimum presence.

There is only one way to enter a Byzantine Basilica, in silence.

The Museo Revo series is conceived and designed exclusively for this purpose. Hiding out of sight is its primary mission.

Minimum size means achieving consistent performance under total control. The power of the Revo optical system allows us to emphasize the whole narrative of the monument with minimal mimetic points of light.



To illuminate the central nave were used:
 - REVO MUSEUM Medium / Flood optic
 positioned on the capitals at a height of 6 meters.

To illuminate the side aisles were used:
 - MUSEUM REVO Compact / Narrow Flood optic
 positioned on the beams at a height of 9 meters.

To illuminate the front mosaic were used:
 - MUSEUM REVO Compact / Very Narrow Spot optic
 - MUSEUM REVO Compact / Narrow Flood optic
 - REVO MUSEUM Compact / Flood optic
 positioned on the capitals at a height of 6 meters.

To illuminate the side altars were used:
 - REVO MUSEUM Compact / Spot optic
 positioned on the beams at a height of 9 meters.

Application example OFFICE

PIN REVO total comfort

The basic concept of the Pin Revo collection is very close to that of a sugar-free coffee. Pure light, photometry in its clearest synthesis.

In this project, for example, it is used to accentuate a path and to illuminate workstations, and for the homogeneous diffusion of a common space. Opposing requirements but equally fulfilled solutions with high efficiency 'dark' optics.



To illuminate the paths were used:
 - PIN REVO Mini Square 2x / Narrow Flood optic positioned recessed in the ceiling.

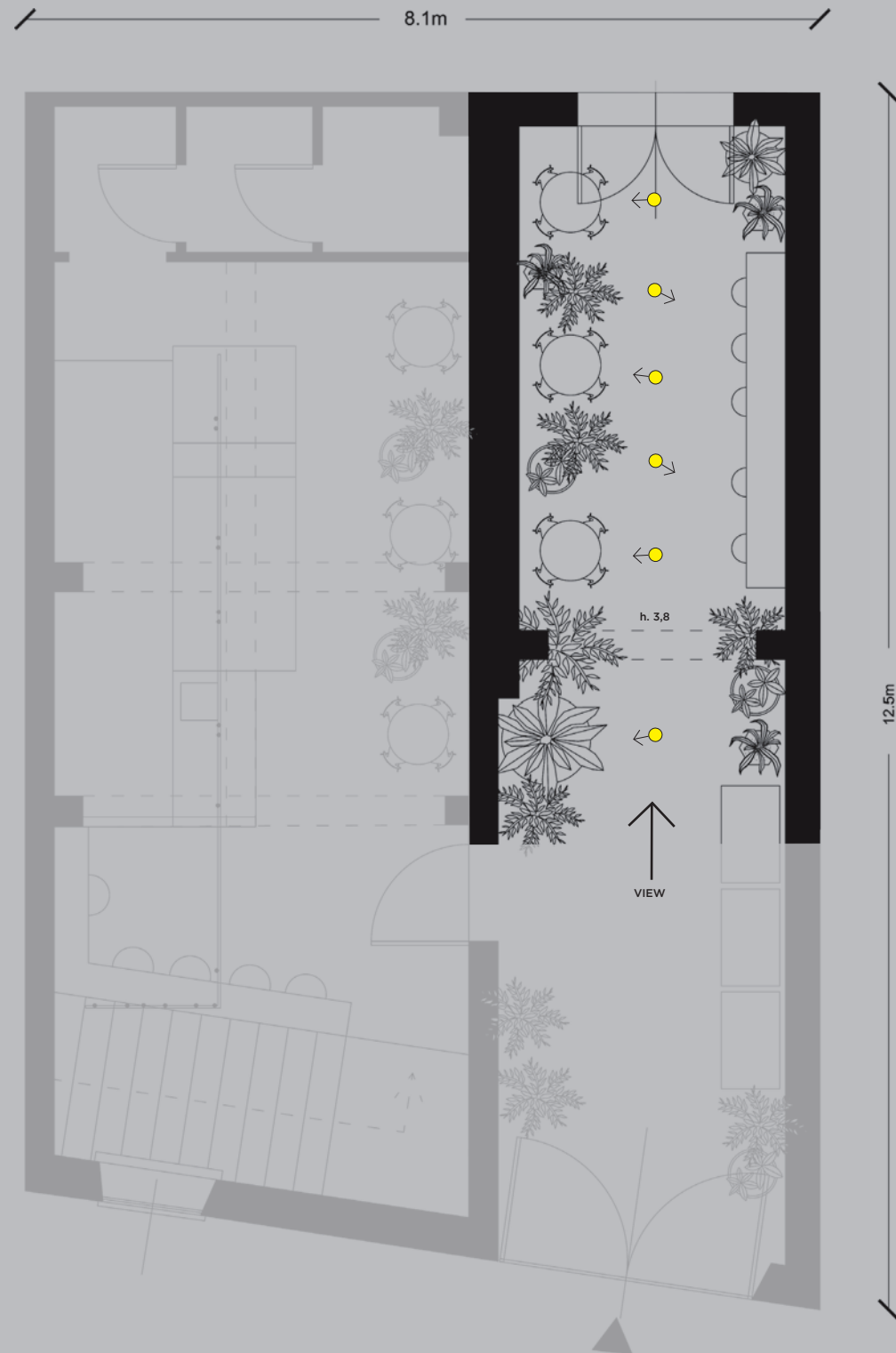
To illuminate the offices, the following were used:
 - PIN REVO Small Square / Flood optic
 - PIN REVO Small Square / Narrow Flood optic positioned recessed in the false ceiling.

To illuminate the waiting area, the following were used:
 - PIN REVO Small Square / Flood optic positioned recessed in the false ceiling.

Application example HOSPITALITY

Spot Revo Semi-recessed fixed points with flexibility.

In this project the luminaire carries out differentiated and complementary tasks with a simple and minimal graphic solution. A recessed model that enables the freedoms of an adjustable solution with fluidity of orientation and a wide variety of optical configuration. Elliptical lenses, wallwashers and a beam shaper make it a graphic tool capable of dealing with complex and varied project requirements.



To illuminate the tables were used:
- SPOT REVO Semi-recessed Small / Narrow Spot positioned recessed in the false ceiling.

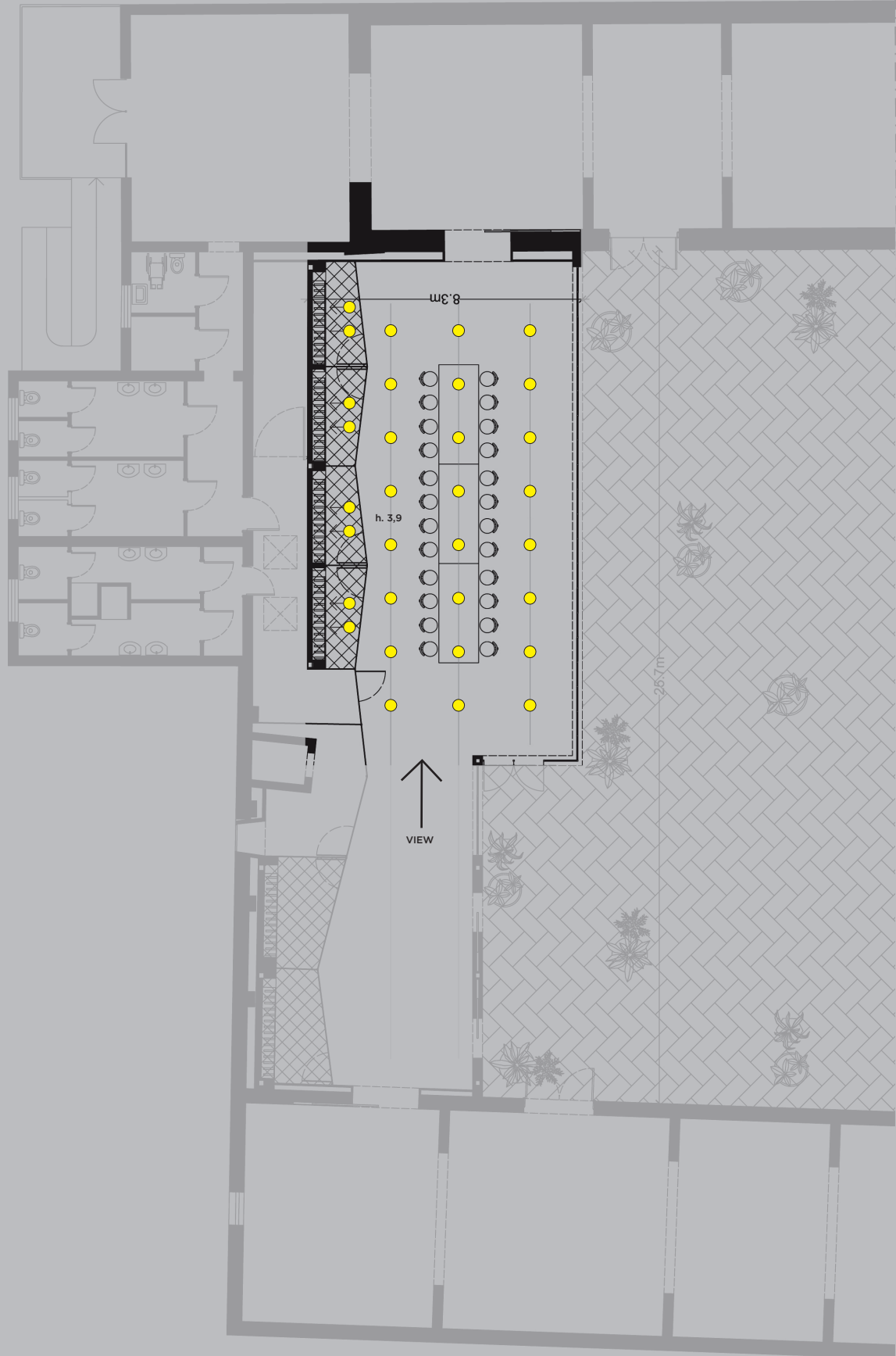
To illuminate the counter were used:
- SPOT REVO Semi-recessed Small / Narrow elliptical positioned recessed in the false ceiling.

Application example **RETAIL**

Spot Revo 230v.

The combination of the Revo optical system with the flexibility of the 230v track generates great freedom of expression, which in this project is revealed in the interaction of asymmetrical Wallwasher, roto-symmetrical and elliptical optics, all united by low luminances.

In this simulation, the Revo semi-recessed and Spot track systems with twin characteristics are used to obtain homogeneous effects and complementary lighting.



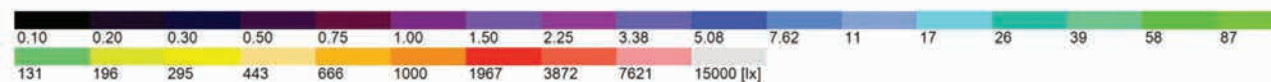

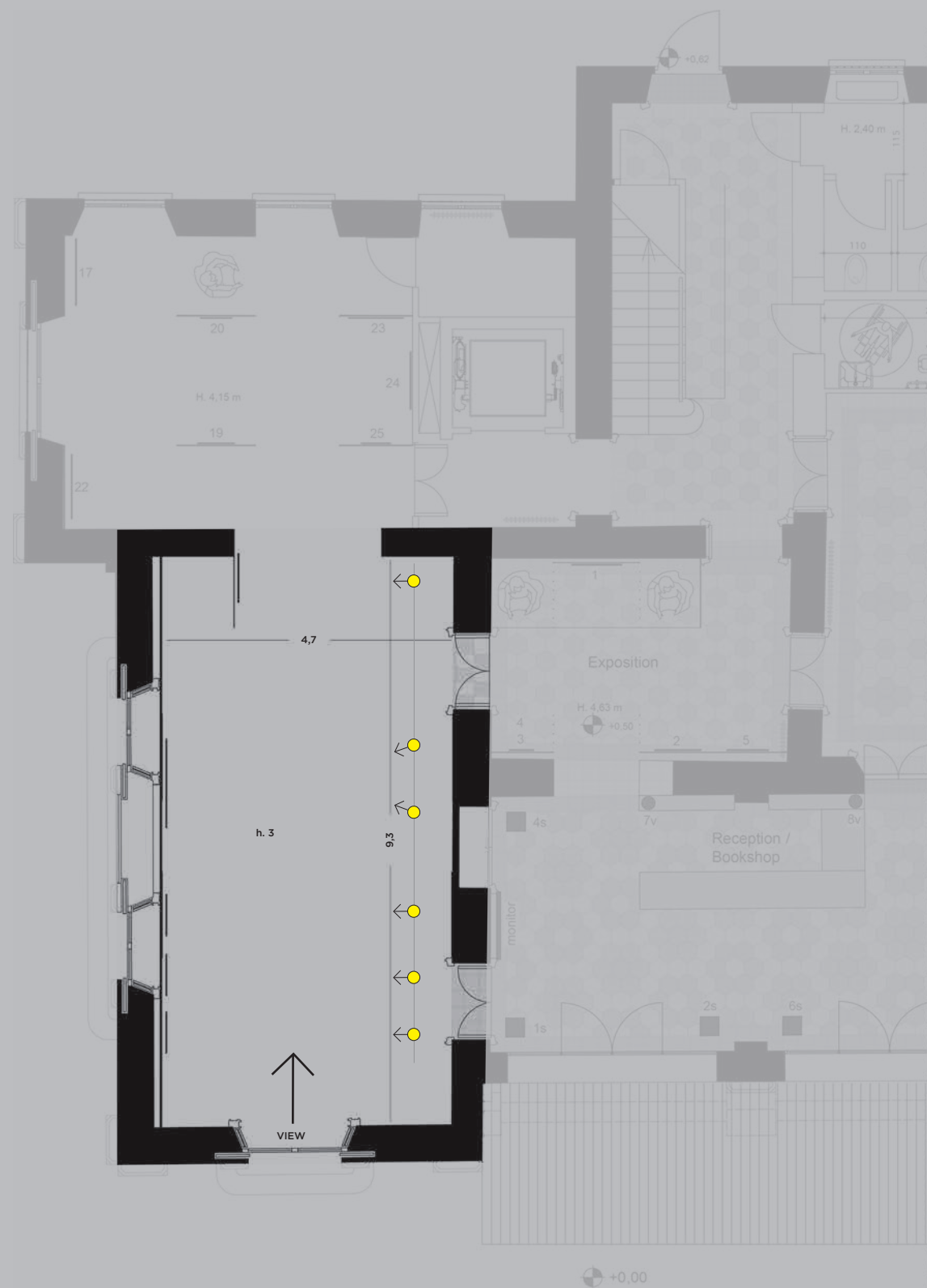
To illuminate the tasting area, the following were used:
 - SPOT REVO Medium / Wide Flood optic
 - SPOT REVO Medium / Wide Flood Elliptical optic
 positioned on a ceiling-mounted track at a height of 3.9 meters.

To illuminate the exhibition area, the following were used:
 - SPOT REVO Medium semi-recessed / Grazing Washer optic
 positioned recessed at 3.4 meters in height.

MUSEUM

The world of museum and exhibition design can make use of two types of systems with Revo optics. The traditional three-phase 230V track with its versatility and range of possible versions and extensions, and the new 48v which, in terms of size, graphics, and construction elements, offers an elegant and effective minimal solution.

In this case, the Small projector that was included in the project has twice the available characteristics in both possible luminaire systems.



To illuminate the works of art, the following were used:

- SPOT REVO Small / Spot optic
 - SPOT REVO Small / Narrow Spot optic
- positioned on a ceiling-mounted track at a height of 3 meters

MUSEO REVO



Family of projectors for surface installations with drivers integrated in the support and fixing base. Suitable for lighting with very high visual comfort, direct and indirect, they are particularly suitable for use on cornices and overhangs.

Dedicated to an advanced lighting design, the new Revo-Dark optical systems are particularly suitable for environments with very high visual comfort.



MUSEO REVO




Characterized by double joint and six degrees of freedom, they allow precise and accurate positioning in every direction.

The dimensions reduced to a minimum, the finishes are dedicated to discreetly conceal the luminaire within the architectural fabric of the project. Both combined with the new REVO performance parameters, reaching an unbeatable size-performance ratio.

The powder-coated aluminum structure offers different finishes and 5 different sizes complemented by a wide range of optical accessories and one shaper.


Design, built and produced in Italy.



Location: Basilica di San Miniato al Monte, Florence
Project: Cappella del Cardinale del Portogallo restoration by Friends of Florence

MUSEO REVO Summary sheet

MUSEO REVO Mini



Version	SINGLE	TRIPLE
	TWINS	

CRI	92	98
-----	----	----

CCT	2700K	4000K
	3000K	

Light distribution	Very Narrow Spot	3W	Spot	4,5W
	Narrow Spot	3,9W	Narrow Flood	4,5W
	Elliptical Narrow	3,9W	Flood	4,5W

Control	ON/OFF	CASAMBI
	1-10V	LUMENTALK
	DALI	

Finish	Matt white txt		Corten effect
	Matt black txt		Mud brown
	Concrete grey		Copper txt
	Sand		Custom

Optic accessories	<input type="checkbox"/> Honeycomb	<input checked="" type="checkbox"/> Snoot
	<input type="checkbox"/> Elliptical lens	<input checked="" type="checkbox"/> Visor

MUSEO REVO Small



Version	SINGLE	TWINS
---------	--------	-------

CRI	92	98
-----	----	----

CCT	2700K	4000K
	3000K	

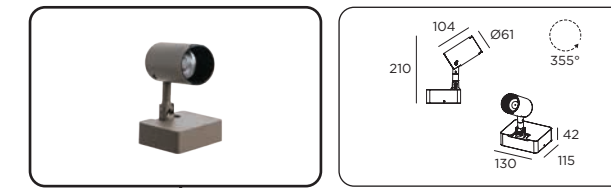
Light distribution	Very Narrow Spot	3W	Narrow Flood	9,2W
	Narrow Spot	8,2W	Flood	9,2W
	Elliptical Narrow	8,2W	Wide Flood	9,2W
	Spot	9,2W	Elliptical Wide	9,2W

Control	ON/OFF	CASAMBI
	1-10V	LUMENTALK
	DALI	

Finish	Matt white txt		Corten effect
	Matt black txt		Mud brown
	Concrete grey		Copper txt
	Sand		Custom

Optic accessories	<input type="checkbox"/> Honeycomb	<input checked="" type="checkbox"/> Snoot
	<input type="checkbox"/> Elliptical lens	<input checked="" type="checkbox"/> Visor

MUSEO REVO Medium



Version	SINGLE
---------	--------

CRI	92	98
-----	----	----

CCT	2700K	4000K
	3000K	

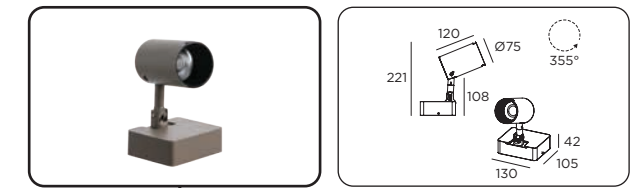
Light distribution	Very Narrow Spot	8,2W	Flood	17,3W
	Narrow Spot	18,2W	Wide Flood	17W
	Elliptical Narrow	18,2W	Elliptical Wide	17W
	Spot	17,3W	Deep Washer	11,8W
	Narrow Flood	17,3W	Shaper	17,9W

Control	ON/OFF	CASAMBI
	1-10V	LUMENTALK
	DALI	

Finish	Matt white txt		Corten effect
	Matt black txt		Mud brown
	Concrete grey		Copper txt
	Sand		Custom

Optic accessories	<input type="checkbox"/> Honeycomb	<input checked="" type="checkbox"/> Snoot
	<input type="checkbox"/> Vetro di protezione	<input checked="" type="checkbox"/> Visor
	<input type="checkbox"/> Diffuser glass	<input type="checkbox"/> Elliptical lens

MUSEO REVO Compact



Version	SINGLE
---------	--------

CRI	92	98
-----	----	----

CCT	2700K	4000K
	3000K	

Light distribution	Very Narrow Spot	8,2W	Flood	25,1W
	Narrow Spot	18,2W	Wide Flood	24,4W
	Elliptical Narrow	18,2W	Elliptical Wide	24,4W
	Spot	25,1W	Deep Washer	17W

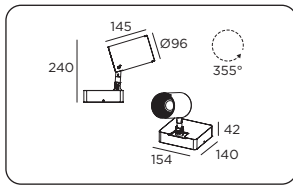
Control	ON/OFF	CASAMBI
	1-10V	LUMENTALK
	DALI	

Finish	Matt white txt		Corten effect
	Matt black txt		Mud brown
	Concrete grey		Copper txt
	Sand		Custom

Optic accessories	<input type="checkbox"/> Honeycomb	<input checked="" type="checkbox"/> Snoot
	<input type="checkbox"/> Vetro di protezione	<input checked="" type="checkbox"/> Visor
	<input type="checkbox"/> Diffuser glass	<input type="checkbox"/> Elliptical lens

MUSEO REVO Summary sheet

MUSEO REVO Max



Version

SINGLE

CRI

92 98

Shades of light

2700K 4000K
3000K

Light distribution

●	Very Narrow Spot	17,9W	●	Flood	35,8W
●	Narrow Spot	33,1W	●	Wide Flood	35,8W
●	Elliptical Narrow	33,1W	●	Elliptical Wide	35,8W
●	Spot	38,2W	■	Deep Washer	32W
●	Narrow Flood	35,8W			

Control

ON/OFF	CASAMBI
1-10V	LUMENTALK
DALI	

Finish

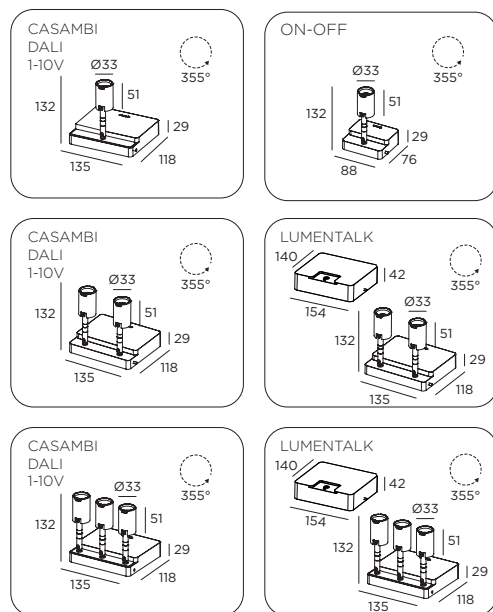
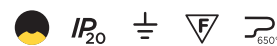
■	Matt white txt	■	Corten effect
■	Matt black txt	■	Mud brown
■	Concrete grey	■	Copper txt
■	Sand	■	Custom

Optic accessories

<input type="checkbox"/>	Honeycomb	<input checked="" type="checkbox"/>	Snoot
<input type="checkbox"/>	Vetro di protezione	<input type="checkbox"/>	Visor
<input type="checkbox"/>	Diffuser glass	<input type="checkbox"/>	Elliptical lens

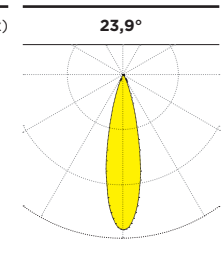


MUSEO REVO Mini



Narrow Flood

H(m)	Ø(m)	E _{max} (lx)
1	0,42	1899
2	0,85	475
3	1,27	211
4	1,69	119
5	2,12	76



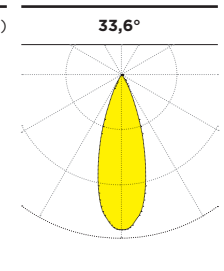
I_{Max} 1898cd

3000K / Ra 92

Glaring	Darklight
UGR	<10
Colour deviation	2 SDCM
Fixture power	5,1W
Fixture flux	383lm
Fixture efficacy	75lm/W
LED values	4,5W 510lm

Flood

H(m)	Ø(m)	E _{max} (lx)
1	0,60	1119
2	1,21	280
3	1,81	124
4	2,42	70
5	3,02	45



I_{Max} 1118cd

3000K / Ra 92

Glaring	Darklight
UGR	<13
Colour deviation	2 SDCM
Fixture power	5,1W
Fixture flux	392lm
Fixture efficacy	77lm/W
LED values	4,5W 510lm

MUSEO REVO Mini

Cod.	Version	Kg	Control	Finish	CRI - CCT	Optic 1
384	40 MINI 1 X	0,26	50 ON/OFF	WT ○ matt white txt	/9227 92 - 2700K	VN Very Narrow Spot 3W
	41 MINI 2 X	0,36	61 1-10V	BT ● matt black txt	/9230 92 - 3000K	NS Narrow Spot 3,9W
	42 MINI 3 X	0,46	65 DALI	CG ● concrete grey	/9240 92 - 4000K	EN Elliptical Narrow Spot 3,9W
			CA CASAMBI	MS ● sand	/9827 98 - 2700K	SP Spot 4,5W
			LT LUMENTALK	RU ● corten effect	/9830 98 - 3000K	NF Narrow Flood 4,5W
				CT ● copper txt	/9840 98 - 4000K	FL Flood 4,5W
				MB ● mud brown		

The Mini version offers beams from 8° to 34° with numerous compendium accessories.

High color rendering, medium UGR coefficient <10 and compliance with the DARK lighting parameters, are completed by the quality of the 2 SDCM light source and by the particular cleanliness of the beam projection.

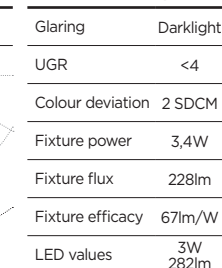
The full compatibility with the most common control systems make Museo Revo Mini the perfect tool in contexts where the value of the source is determined by a very high performance quality and by the minimum physical and visual intrusiveness.

The multi-optic version allows the use of differentiated beams on the same luminaire in the operating variants Spot, Narrow Flood, Flood.

The multi-optic versions configured with unified beams are available in all variants of optics.

Very Narrow Spot

H(m)	Ø(m)	E _{max} (lx)
1	0,14	6545
2	0,29	1636
3	0,43	727
4	0,58	409
5	0,72	262



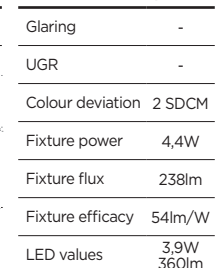
I_{Max} 6545cd

3000K / Ra 92

Glaring	Darklight
UGR	<4
Colour deviation	2 SDCM
Fixture power	3,4W
Fixture flux	228lm
Fixture efficacy	67lm/W
LED values	3W 282lm

Elliptical Narrow Spot

H(m)	Ø(m)	E _{max} (lx)
1	1,03x0,27	760
2	2,06x0,54	190
3	3,09x0,81	84
4	4,12x1,08	47
5	5,16x1,35	30



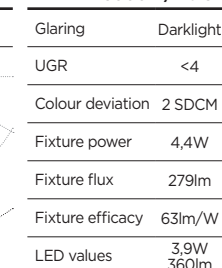
I_{Max} 759cd

3000K / Ra 92

Glaring	-
UGR	-
Colour deviation	2 SDCM
Fixture power	4,4W
Fixture flux	238lm
Fixture efficacy	54lm/W
LED values	3,9W 360lm

Narrow Spot

H(m)	Ø(m)	E _{max} (lx)
1	0,23	3703
2	0,47	926
3	0,70	411
4	0,93	231
5	1,17	148



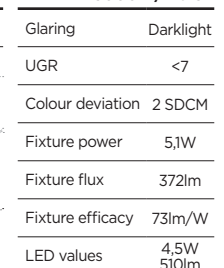
I_{Max} 3702cd

3000K / Ra 92

Glaring	Darklight
UGR	<4
Colour deviation	2 SDCM
Fixture power	4,4W
Fixture flux	279lm
Fixture efficacy	63lm/W
LED values	3,9W 360lm

Spot

H(m)	Ø(m)	E _{max} (lx)
1	0,30	3255
2	0,61	814
3	0,91	362
4	1,21	203
5	1,52	130




I_{Max} 3255cd

3000K / Ra 92

Glaring	Darklight
UGR	<7
Colour deviation	2 SDCM
Fixture power	5,1W
Fixture flux	372lm
Fixture efficacy	73lm/W
LED values	4,5W 510lm

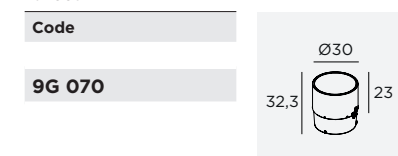
MUSEO REVO Mini accessories

Visor




Snap-on accessory for the partial and directional reduction of glare. Can rotate of 360°. Replaces the ring supplied as standard.

Snoot




Cylindrical accessory for the omnidirectional reduction of glare. Snap-on installation. Replaces the ring supplied as standard.

Elliptical lens



Elliptical secondary lens. This holographic film is installed onto the primary optic to transform the beam into an elliptical beam. Various ellipses can be obtained depending on the chosen combinations. The lens can be rotated. Replaces the ring supplied as standard.

Honeycomb louvre



Antiglare honeycomb lens. It can be installed on the rear side of the standard projector ring

Accessories 1

N	No accessories
H	Honeycomb
S	Snoot
V	Visor
E	Elliptical lens

Optic 2

/VN	Very Narrow Spot	3W
/NS	Narrow Spot	3,9W
/EN	Elliptical Narrow Spot	3,9W
/SP	Spot	4,5W
/NF	Narrow Flood	4,5W
/FL	Flood	4,5W

Accessories 2

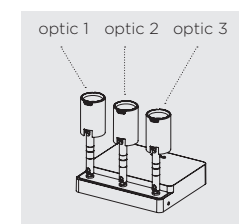
N	No accessories
H	Honeycomb
S	Snoot
V	Visor
E	Elliptical lens

Optic 3

/VN	Very Narrow Spot	3W
/NS	Narrow Spot	3,9W
/EN	Elliptical Narrow Spot	3,9W
/SP	Spot	4,5W
/NF	Narrow Flood	4,5W
/FL	Flood	4,5W

Accessories 3

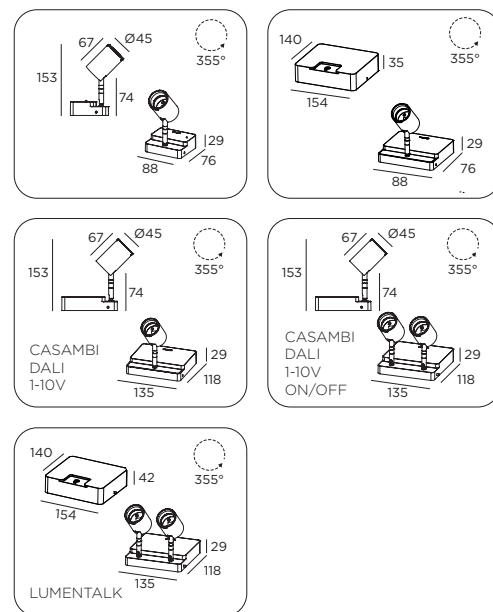
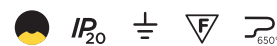
N	No accessories
H	Honeycomb
S	Snoot
V	Visor
E	Elliptical lens



Compatibility optics / accessory

	VN	NS	EN	SP	NF	FL
N	N	N	N	N	N	N
H	H	H	-	H	H	H
S	S	S	-	S	S	S
V	V	V	-	V	V	V
E	E	-	-	E	E	E

MUSEO REVO Small

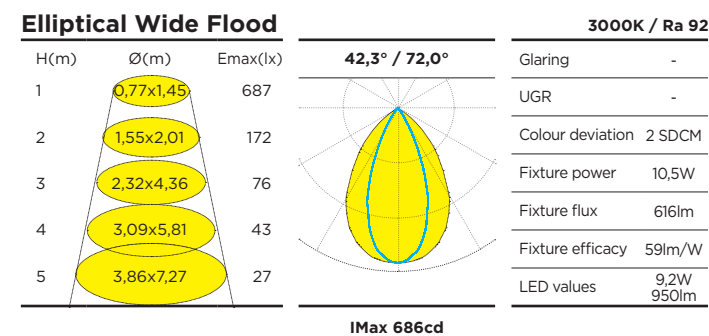
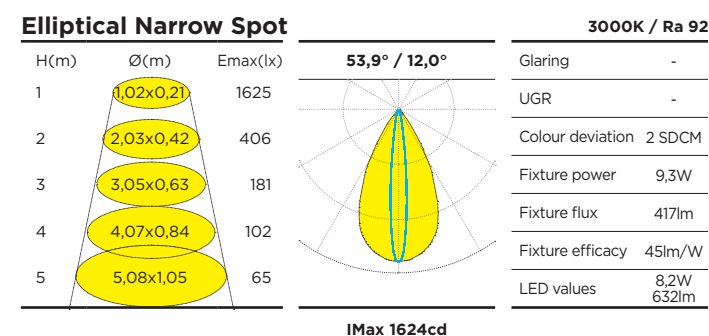
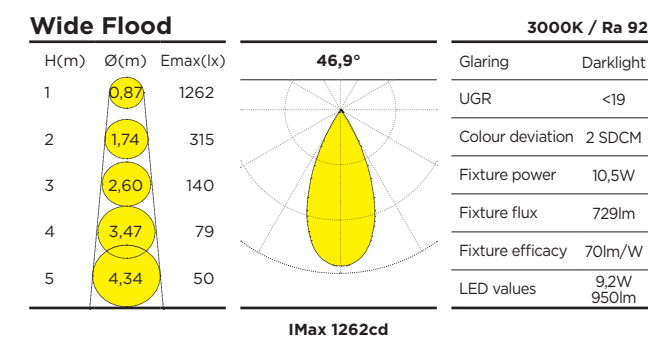
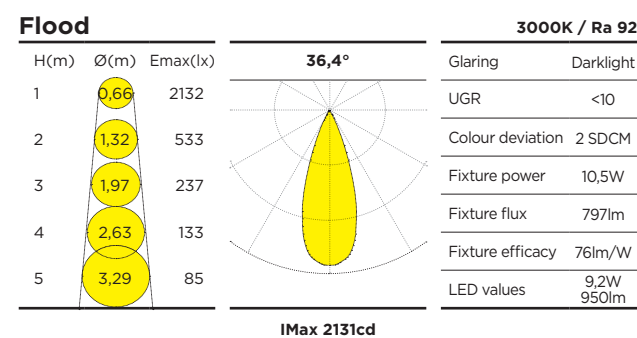
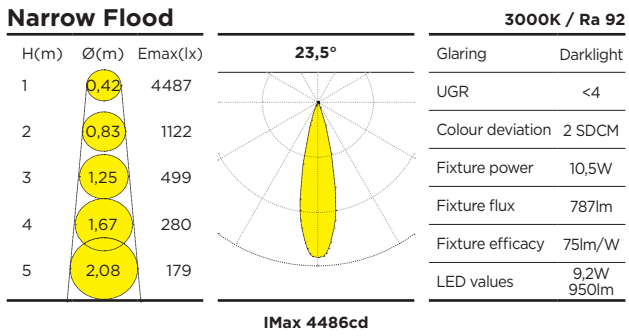
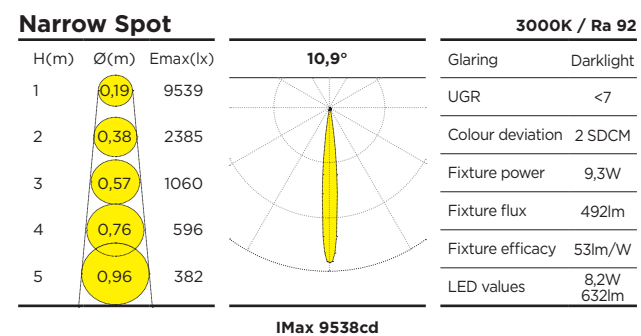
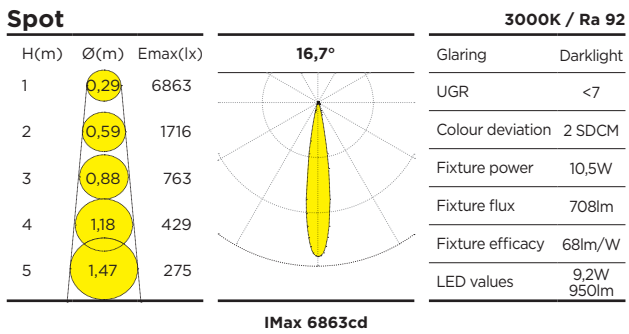
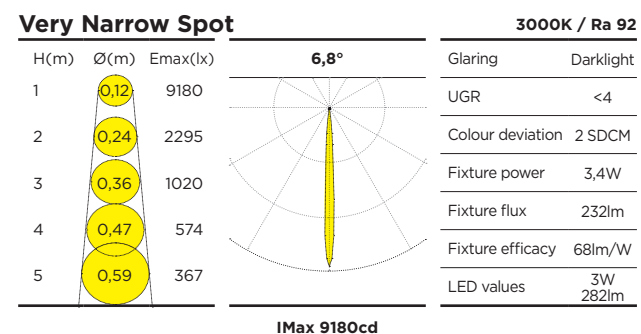


The Small version offers beams from 7° to 47°, two elliptical beams Elliptical Narrow and Elliptical Wide, and numerous compendium accessories. High color rendering, UGR <10 and compliance with the DARK lighting parameters, are completed by the quality of the 2 SDCM light source and by the particular cleanliness of the beam projection.

The multi-optic version allows the use of differentiated beams on the same luminaire in the operating variants Spot, Narrow Flood, Flood, Wide Flood.

The multi-optic versions configured with unified beams are available in all variants apertures.

Full compatibility with the most common control systems make Museo Revo Small the perfect tool in contexts where the value of the source is determined by a very high performance quality and minimal physical and visual intrusiveness.

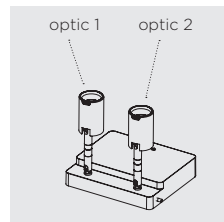


MUSEO REVO Small

MUSEO REVO Small

385					
Cod.	Version	Kg	Control	Finish	CRI - CCT
385	40 SMALL 1 X	0,34	50 ON/OFF	WT ○ matt white txt	/9227 92 - 2700K
	41 SMALL 2 X	0,44	61 1-10V	BT ● matt black txt	/9230 92 - 3000K
			65 DALI	CG ● concrete grey	/9240 92 - 4000K
			CA CASAMBI	MS ● sand	/9827 98 - 2700K
			LT LUMENTALK	RU ● corten effect	/9830 98 - 3000K
				CT ● copper txt	/9840 98 - 4000K
				MB ● mud brown	

Optica 1		Accessories 1		Optic 2		Accessories 2	
VN	Very Narrow Spot 3W	N	No accessories	/VN	Very Narrow Spot 3W	N	No accessories
NS	Narrow Spot 8,2W	H	Honeycomb	/NS	Narrow Spot 8,2W	H	Honeycomb
EN	Elliptical Narrow Spot 8,2W	S	Snoot	/EN	Elliptical Narrow Spot 8,2W	S	Snoot
SP	Spot 9,2W	V	Visor	/SP	Spot 9,2W	V	Visor
NF	Narrow Flood 9,2W	E	Elliptical lens	/NF	Narrow Flood 9,2W	E	Elliptical lens
FL	Flood 9,2W			/FL	Flood 9,2W		
WF	Wide flood 9,2W			/WF	Wide flood 9,2W		
EW	Elliptical wide flood 9,2W			/EW	Elliptical wide flood 9,2W		



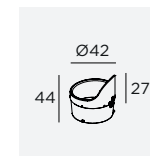
Compatibility optics / accessory						
VN	N	H	S	V	E	
NS	N	H	S	V	-	
EN	N	-	-	-	-	
SP	N	H	S	V	E	
NF	N	H	S	V	E	
FL	N	H	S	V	E	
WF	N	H	S	V	-	
EW	N	-	-	-	-	

MUSEO REVO Small accessories

Visor

Code

9G 073

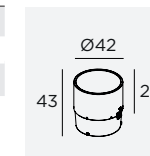


Snap-on accessory for the partial and directional reduction of glare. Can rotate of 360°. Replaces the ring supplied as standard.

Snoot

Code

9G 074

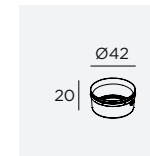


Cylindrical accessory for the omnidirectional reduction of glare. Snap-on installation. Replaces the ring supplied as standard.

Elliptical lens

Code

9G 075

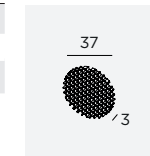


Elliptical secondary lens. This holographic film is installed onto the primary optic to transform the beam into an elliptical beam. Various ellipses can be obtained depending on the chosen combinations. The lens can be rotated. Replaces the ring supplied as standard.

Honeycomb louvre

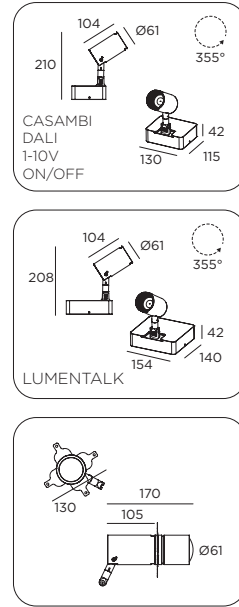
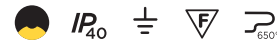
Code

9G 076



Antiglare honeycomb lens. It can be installed on the rear side of the standard projector ring

MUSEO REVO Medium

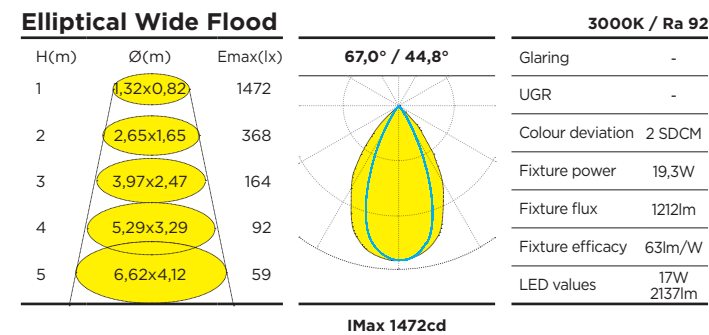
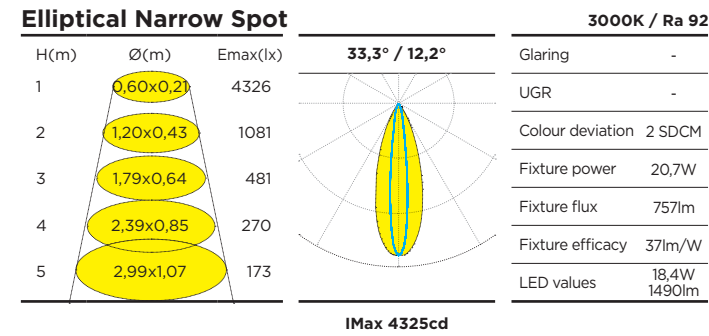
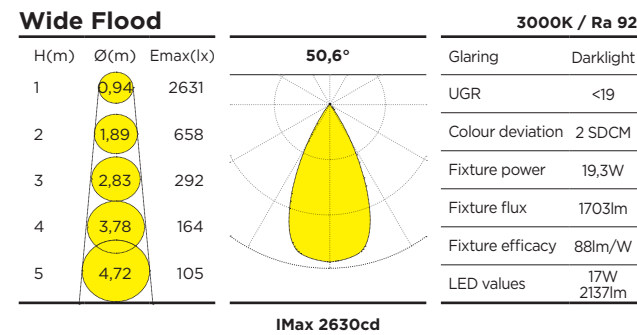
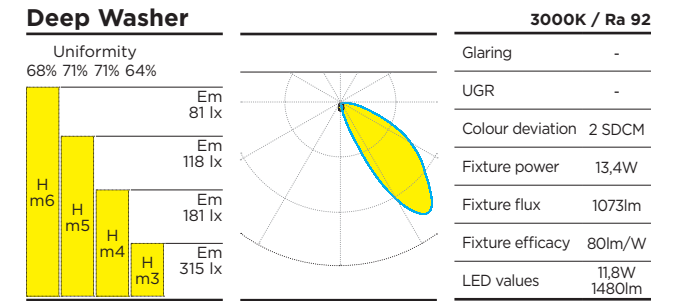
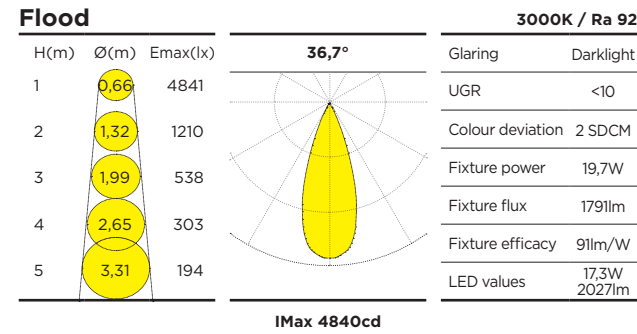
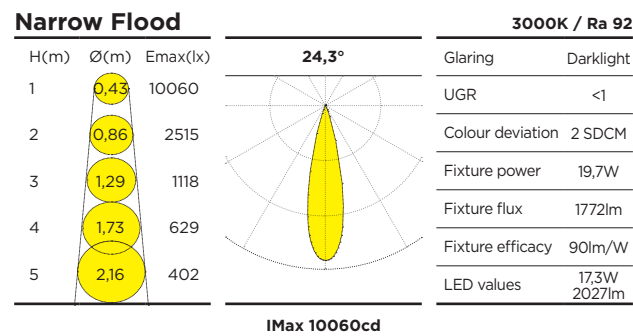
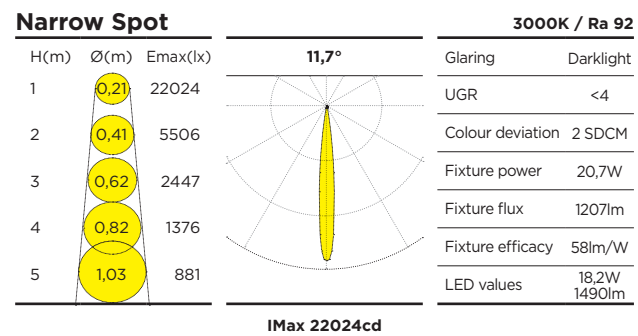
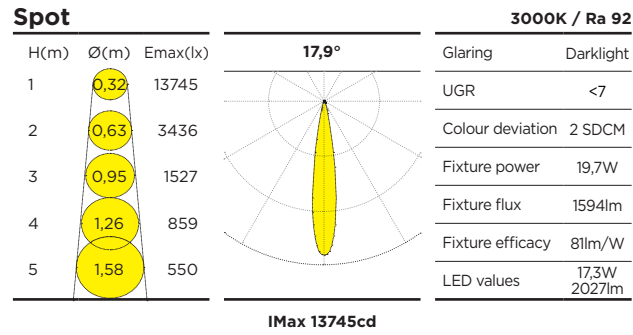
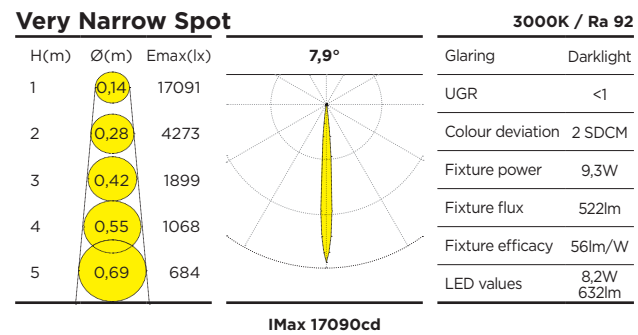


The Medium version offers beam widths from 8° to 50° two elliptical beams Elliptical Narrow and Elliptical Wide a shaper and the refined asymmetrical wall-washer DWW with high homogeneity.

The numerous accessories in the range are designed with a fastening system with overlapping elements allowing a differentiated and specific optical configuration. High color rendering, UGR coefficient <10 and compliance with the DARK lighting parameters, are completed by the quality of the 2 SDCM light source and by the particular cleanliness of the beam projection.

The overall aluminum body uses new frictioned brass arms, equipped with micrometric locking for easy and definitive aiming.

Full compatibility with the most common control systems make Museo Revo Medium the perfect tool in contexts where the value of the source is determined by a very high performance quality and by minimal physical and visual intrusiveness.



MUSEO REVO Medium

MUSEO REVO Medium

386 40					
Cod.	Version	Kg	Control	Finish	CRI - CCT
386	40 MEDIUM	0,99	50 ON/OFF	WT ○ matt white txt	/9227 92 - 2700K
			61 1-10V	BT ● matt black txt	/9230 92 - 3000K
			65 DALI	CG ● concrete grey	/9240 92 - 4000K
			CA CASAMBI	MS ● sand	/9827 98 - 2700K
			LT LUMENTALK	RU ● corten effect	/9830 98 - 3000K
				CT ● copper txt	/9840 98 - 4000K
				MB ● mud brown	

Optic			Accessories		
VN	Very Narrow Spot	8,2W	N	No accessories	
NS	Narrow Spot	18,2W	H	Honeycomb	
EN	Elliptical Narrow Spot	18,2W	P	Protective glass	
SP	Spot	17,3W	D	Diffuser glass	
NF	Narrow Flood	17,3W	E	Elliptical lens	
FL	Flood	17,3W	S	Snoot	
WF	Wide flood	17W	V	Visor	
EW	Elliptical wide flood	17W			
DWW	Deep Washer	11,8W			
SAG	Shaper	17,9W			

Compatibility optics / accessory

	VN	NS	EN	SP	NF	FL	WF	EW	GWW*	AWW*	DWW	SAG
N	N	N	N	N	N	N	N	N	N	N	N	N
H	H	H	-	H	H	H	H	-	-	-	-	-
P	-	P	P	P	P	P	P	P	-	-	-	-
D	-	D	-	D	D	D	D	-	-	-	-	-
E	-	-	-	E	E	E	-	-	-	-	-	-
S	-	S	-	S	S	S	S	-	-	-	-	-
V	-	-	-	-	-	-	-	-	-	-	-	-

* not available in MUSEUM version at base

In the Medium, Compact and Max versions it is possible to mount a maximum of 3 accessories at the same time

one of choice between **H**
 one of choice between **P / D / E**
 one of choice between **S / V**

MUSEO REVO Medium accessories

Primary ring

Code

9G085



Primary ring that enables the housing of any accessory to be fixed on the front of the standard ring.
A primary ring is always necessary for fixing one or more overlapping accessories.

Elliptical lens

Code

9G082



Rotatable lens to allow the elliptical deformation of the beam amplitude and variable illuminated characteristics, co-dependant on the chosen optical combination.
 Each accessory or group of accessories requires only one primary ring nut for installation on the optical compartment.

Diffuser lens

Code

9G083



Specific lens to obtain a more diffused projection.
 Each accessory or group of accessories requires only one primary ring nut for installation on the optical compartment.

Visor

Code

9G079



Partial rotatable visor, to assist with the shielding of any directional glare.
 Each accessory or group of accessories requires only one primary ring nut for installation on the optical compartment.

Snoot

Code

9G080

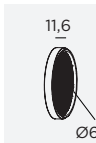


Omnidirectional glare reducer, to assist in shielding any radial glare disturbances.
 Each accessory or group of accessories requires only one primary ring nut for installation on the optical compartment.

Honeycomb louvre

Code

9G084

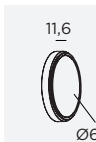


Honeycomb glare lens gives further protection from radial glare disturbances.
 Each accessory or group of accessories requires only one primary ring nut for installation on the optical compartment.

Protective Glass

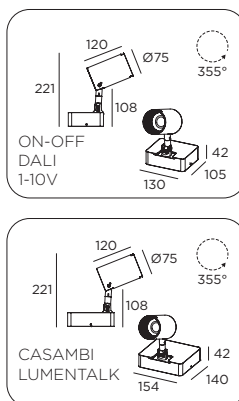
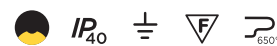
Code

9G081



Additional shielding useful to prevent the accumulation of dust and residues in the optical compartment when the luminaire is used for indirect applications.

MUSEO REVO Compact



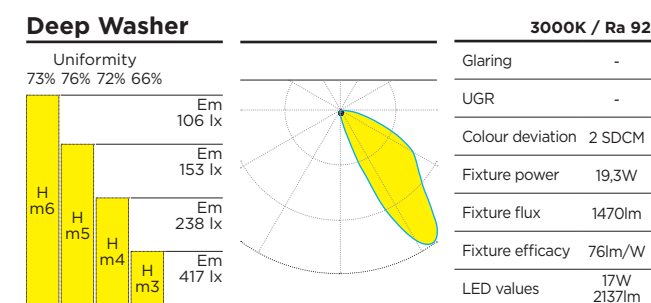
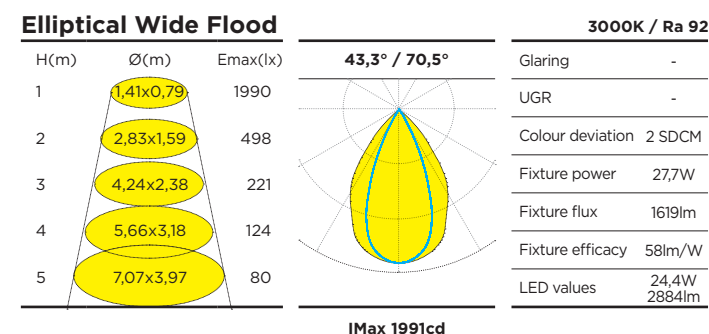
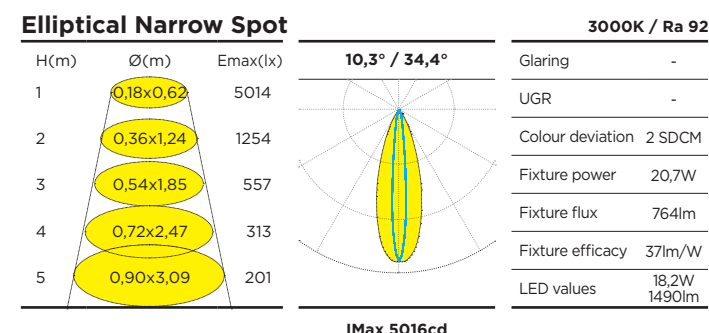
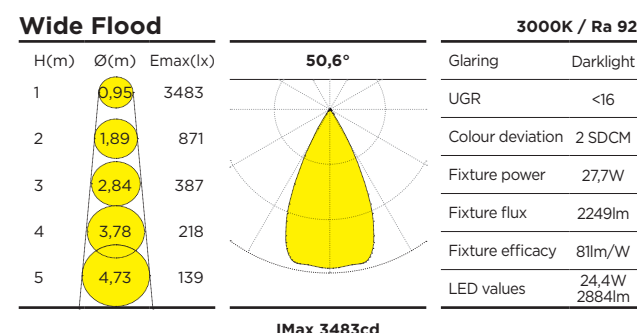
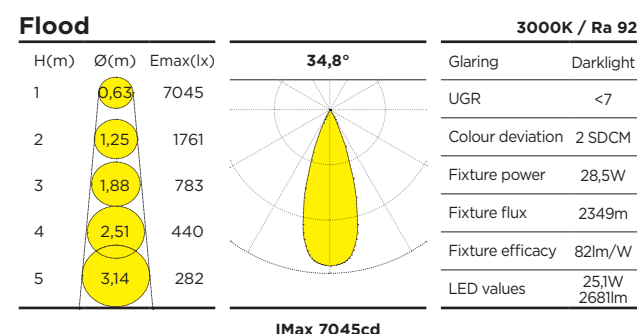
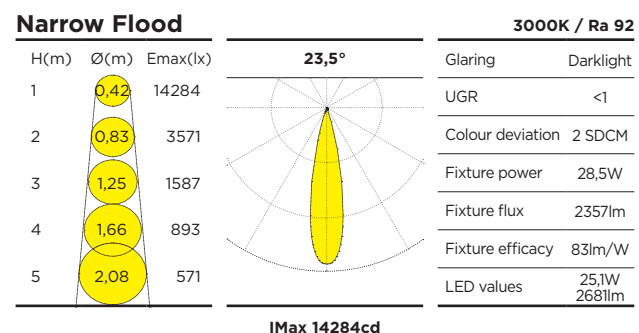
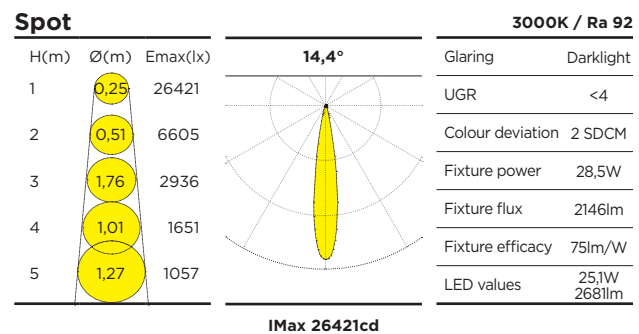
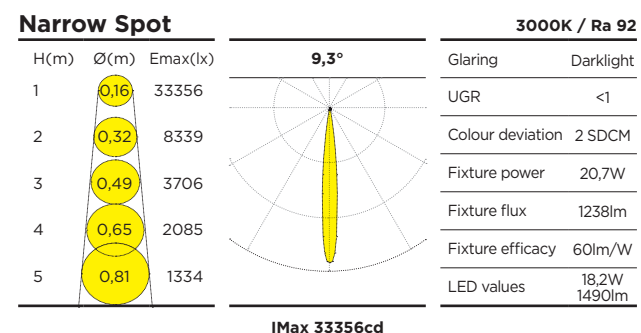
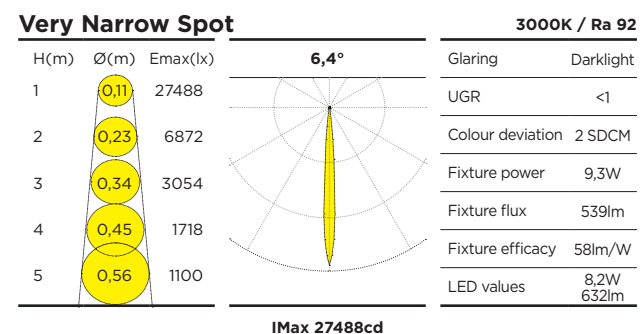
The Compact version offers beam widths from 6° to 50° two elliptical beams EN and EW and the refined asymmetrical wall-washer DWW with high homogeneity.

The numerous accessories in the range are designed with a fastening system with overlapping elements allowing a differentiated and specific optical configuration.

High color rendering, UGR coefficient <10 and compliance with the DARK lighting parameters, are completed by the quality of the 2 SDCM light source and by the particular cleanliness of the beam projection.

The overall aluminum body uses new frictioned brass arms, equipped with micrometric locking for easy and definitive aiming.

The full compatibility with the most common control systems make Museo Revo Compact the perfect tool in contexts where the value of the source is determined by a very high performance quality and by the minimum physical and visual intrusiveness.



MUSEO REVO Compact

MUSEO REVO Compact

387 40				
Cod.	Version	Kg	Control	Finish
387	40 COMPACT	1,25	50 ON/OFF	WT ○ matt white txt
			61 1-10V	BT ● matt black txt
			65 DALI	CG ● concrete grey
			CA CASAMBI	MS ● sand
			LT LUMENTALK	RU ● corten effect
				CT ● copper txt
				MB ● mud brown
				CRI - CCT
				/9227 92 - 2700K
				/9230 92 - 3000K
				/9240 92 - 4000K
				/9827 98 - 2700K
				/9830 98 - 3000K
				/9840 98 - 4000K

Optic			Accessories		
VN	Very Narrow Spot	8,2W	N	No accessories	
NS	Narrow Spot	18,2W	H	Honeycomb	
EN	Elliptical Narrow Spot	18,2W	P	Protective glass	
SP	Spot	25,1W	D	Diffuser glass	
NF	Narrow Flood	25,1W	E	Elliptical lens	
FL	Flood	25,1W	S	Shoot	
WF	Wide flood	24,4W	V	Visor	
EW	Elliptical wide flood	24,4W			
DWW	Deep Washer	17W			

Compatibility optics / accessory

	VN	NS	EN	SP	NF	FL	WF	EW	GWW*	AWW*	DWW
N	N	N	N	N	N	N	N	N	N	N	N
H		H		H	H	H	H				
P			P	P	P	P	P	P			
D				D	D	D	D				
E					E	E					
S						S	S				
V							V				

* not available in MUSEUM version at base

In the Medium, Compact and Max versions it is possible to mount a maximum of 3 accessories at the same time

one of choice between **H**
 one of choice between **P / D / E**
 one of choice between **S / V**

MUSEO REVO Compact accessories

Primary ring

Code



Primary ring that enables the housing of any accessory to be fixed on the front of the standard ring.
A primary ring is always necessary for fixing one or more overlapping accessories.

9G092

Elliptical lens

Code



Rotatable lens to allow the elliptical deformation of the beam amplitude and variable illuminated characteristics, co-dependant on the chosen optical combination.
 Each accessory or group of accessories requires only one primary ring nut for installation on the optical compartment.

9G089

Diffuser lens

Code



Specific lens to obtain a more diffused projection.
 Each accessory or group of accessories requires only one primary ring nut for installation on the optical compartment.

9G090

Visor

Code



Partial rotatable visor, to assist with the shielding of any directional glare.
 Each accessory or group of accessories requires only one primary ring nut for installation on the optical compartment.

9G086

Snoot

Code

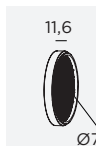


Omnidirectional glare reducer, to assist in shielding any radial glare disturbances.
 Each accessory or group of accessories requires only one primary ring nut for installation on the optical compartment.

9G087

Honeycomb louvre

Code

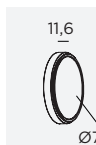


Honeycomb glare lens gives further protection from radial glare disturbances.
 Each accessory or group of accessories requires only one primary ring nut for installation on the optical compartment.

9G091

Protective Glass

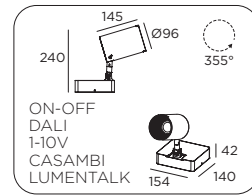
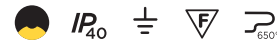
Code



Additional shielding useful to prevent the accumulation of dust and residues in the optical compartment when the luminaire is used for indirect applications.

9G088

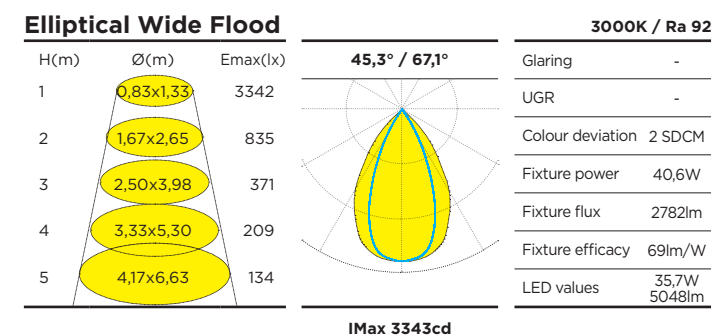
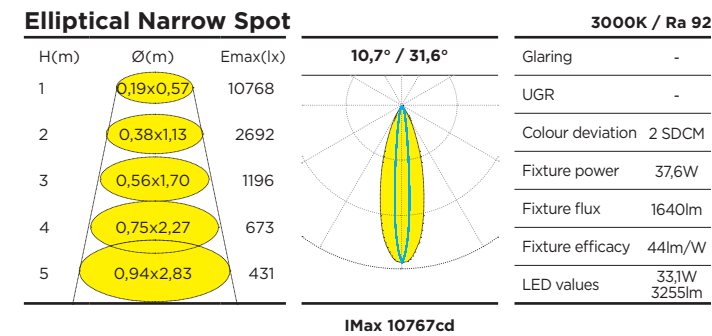
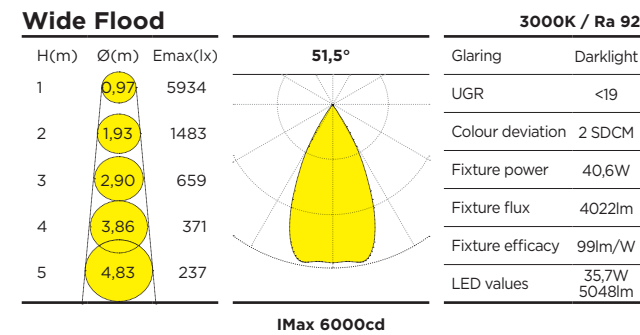
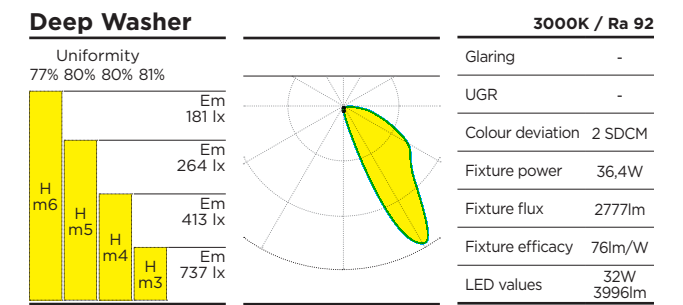
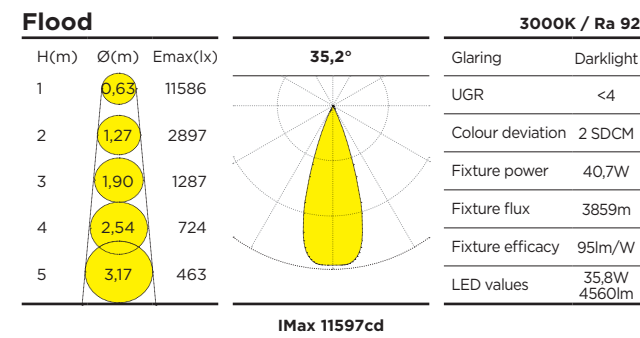
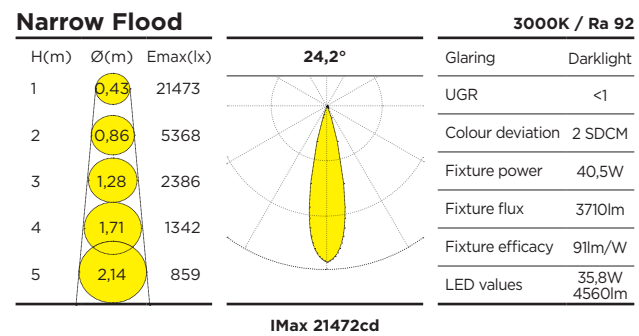
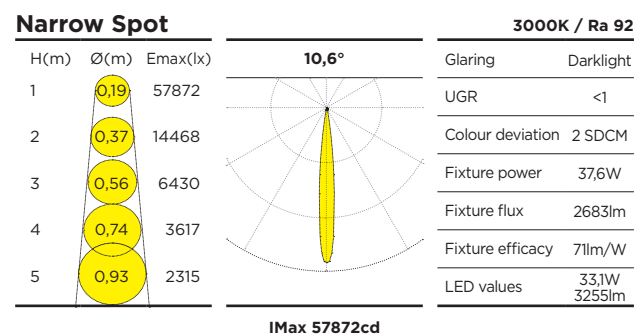
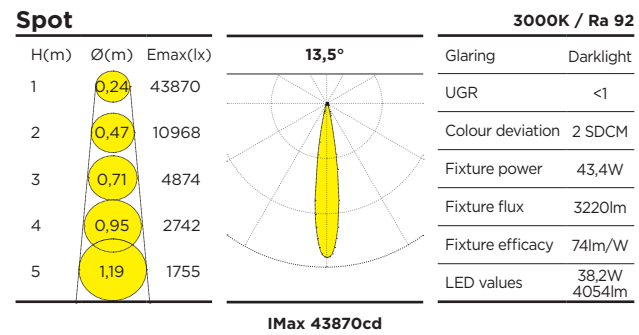
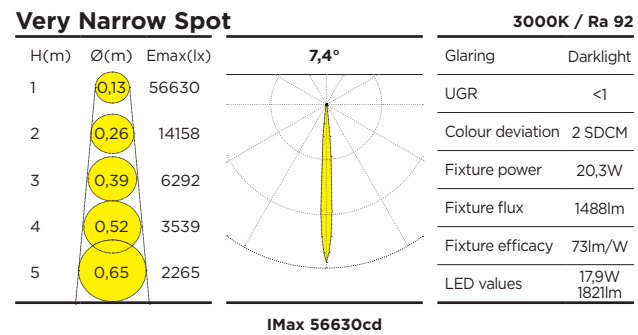
MUSEO REVO Max



The Max version offers 6 symmetrical beam options from 7° to 52°, three asymmetrical wall-washer: Grazing, Area, Deep, two elliptical versions EN and EW.

The numerous accessories in the range are designed with a fastening system with overlapping elements allowing a differentiated and specific optical configuration. High colour rendering, medium UGR coefficient <10 and compliance with the DARK lighting parameters, are completed by the quality of the 2 SDCM light source and by the particular cleanliness of the beam projection.

The full compatibility with the most common control systems make Museo Revo Max the perfect tool in contexts where the value of the source is determined by a very high performance quality and by the minimum physical and visual intrusiveness.



MUSEO REVO Max

MUSEO REVO Max

388 40				
Cod.	Version	Kg	Control	Finish
388	40 MAX	1,89	50 ON/OFF	WT ○ matt white txt
			61 1-10V	BT ● matt black txt
			65 DALI	CG ● concrete grey
			CA CASAMBI	MS ● sand
			LT LUMENTALK	RU ● corten effect
				CT ● copper txt
				MB ● mud brown
				CRI - CCT
				/9227 92 - 2700K
				/9230 92 - 3000K
				/9240 92 - 4000K
				/9827 98 - 2700K
				/9830 98 - 3000K
				/9840 98 - 4000K

Optic		Accessories	
VN	Very Narrow Spot 17,9W	N	No accessories
NS	Narrow Spot 33,1W	H	Honeycomb
EN	Elliptical Narrow Spot 33,1W	P	Protective glass
SP	Spot 38,2W	D	Diffuser glass
NF	Narrow Flood 35,8W	E	Elliptical lens
FL	Flood 35,8W	S	Snoot
WF	Wide flood 35,8W	V	Visor
EW	Elliptical wide flood 35,8W		
DWW	Deep Washer 32W		

Compatibility optics / accessory

	VN	NS	EN	SP	NF	FL	WF	EW	GWW*	AWW*	DWW
N	N	N	N	N	N	N	N	N	N	N	N
H		H		H	H	H	H				
P			P					P			
D				D	D	D					
E					E	E					
S				S	S	S	S				
V											V

* not available in MUSEUM version at base

In the Medium, Compact and Max versions it is possible to mount a maximum of 3 accessories at the same time

one of choice between H
 one of choice between P / D / E
 one of choice between S / V

MUSEO REVO Max accessories

Primary ring

Code

9G099



Primary ring that enables the housing of any accessory to be fixed on the front of the standard ring.
A primary ring is always necessary for fixing one or more overlapping accessories.

Elliptical lens

Code

9G096

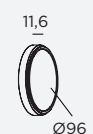


Rotatable lens to allow the elliptical deformation of the beam amplitude and variable illuminated characteristics, co-dependent on the chosen optical combination.
 Each accessory or group of accessories requires only one primary ring nut for installation on the optical compartment.

Diffuser lens

Code

9G097



Specific lens to obtain a more diffused projection.
 Each accessory or group of accessories requires only one primary ring nut for installation on the optical compartment.

Visor

Code

9G093



Partial rotatable visor, to assist with the shielding of any directional glare.
 Each accessory or group of accessories requires only one primary ring nut for installation on the optical compartment.

Snoot

Code

9G094



Omnidirectional glare reducer, to assist in shielding any radial glare disturbances.
 Each accessory or group of accessories requires only one primary ring nut for installation on the optical compartment.

Honeycomb louvre

Code

9G098

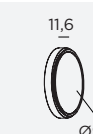


Honeycomb glare lens gives further protection from radial glare disturbances.
 Each accessory or group of accessories requires only one primary ring nut for installation on the optical compartment.

Protective Glass

Code

9G095



Additional shielding useful to prevent the accumulation of dust and residues in the optical compartment when the luminaire is used for indirect applications.

SPOT REVO 230V

Family of projectors for 230V track installation with driver integrated into the adapter, available in four sizes eight roto-symmetrical optical variants per model, three additional asymmetrical models for Medium, Compact, Max models, plus a shaper on the Medium version.

Dedicated to an advanced lighting design, the new Revo-Dark optical systems are particularly suitable for environments with very high visual comfort.

Equipped with rotosymmetrical "cross" and asymmetrical high efficiency optics, they are particularly suitable for museum use and projects with complex lighting requirements.



SPOT REVO 230V




The Spot Revo series boasts a marked performance-size ratio, a rich possibility of accessory integrations and a wide range of finishes, but above all it stands out for its precision, cleanliness and uniformity of projection.

The powder-coated aluminum structure offers different finishes and four different sizes.

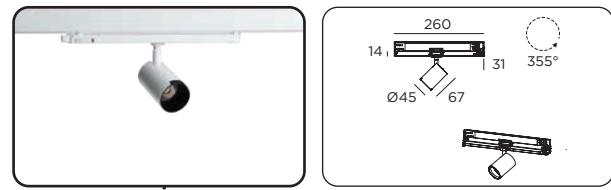
Design built and produced in Italy.





SPOT REVO Summary sheet

SPOT REVO Small



Version

SINGLE

CRI

92	98
----	----

Shades of light

2700K	4000K
3000K	

Light distribution

	Narrow Spot	8,2W		Flood	9,2W
	Elliptical Narrow	8,2W		Wide Flood	9,2W
	Spot	9,2W		Elliptical Wide	9,2W
	Narrow Flood	9,2W			

Control

ON/OFF	CASAMBI
DALI	

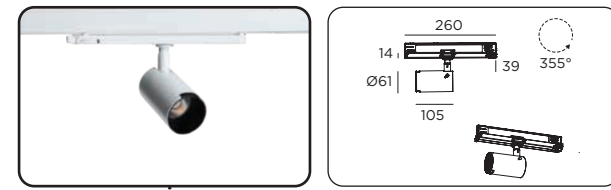
Finish

	Matt white txt		Mud brown
	Matt black txt		Gold txt
	Concrete grey		Custom
	Copper txt		

Optic accessories

	Honeycomb		Visor
	Snoot		Elliptical lens

SPOT REVO Medium



SINGLE

92	98
----	----

2700K	4000K
3000K	

	Very Narrow Spot	8,2W		Wide Flood	17W
	Narrow Spot	18,2W		Elliptical Wide	17W
	Elliptical Narrow	18,2W		Grazing Washer	11,8W
	Spot	17,3W		Area Washer	11,8W
	Narrow Flood	17,3W		Deep Washer	11,8W
	Flood	17,3W		Shaper	17,9W

ON/OFF	CASAMBI
DALI	

	Matt white txt		Mud brown
	Matt black txt		Gold txt
	Concrete grey		Custom
	Copper txt		

	Honeycomb		Snoot
	Protective glass		Visor
	Diffuser lens		Elliptical lens

SPOT REVO Compact



SINGLE

92	98
----	----

2700K	4000K
3000K	

	Very Narrow Spot	8,2W		Wide Flood	24,4W
	Narrow Spot	18,2W		Elliptical Wide	24,4W
	Elliptical Narrow	18,2W		Grazing Washer	17W
	Spot	25,1W		Area Washer	17W
	Narrow Flood	25,1W		Deep Washer	17W
	Flood	25,1W			

ON/OFF	CASAMBI
DALI	

	Matt white txt		Mud brown
	Matt black txt		Gold txt
	Concrete grey		Custom
	Copper txt		

	Honeycomb		Snoot
	Protective glass		Visor
	Diffuser lens		Elliptical lens

SPOT REVO Max



SINGLE

92	98
----	----

2700K	4000K
3000K	

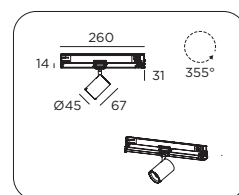
	Very Narrow Spot	17,9W		Wide Flood	35,8W
	Narrow Spot	33,1W		Elliptical Wide	35,8W
	Elliptical Narrow	33,1W		Grazing Washer	32W
	Spot	38,2W		Area Washer	32W
	Narrow Flood	35,8W		Deep Washer	32W
	Flood	35,8W			

ON/OFF	CASAMBI
DALI	

	Matt white txt		Mud brown
	Matt black txt		Gold txt
	Concrete grey		Custom
	Copper txt		

	Honeycomb		Snoot
	Protective glass		Visor
	Diffuser lens		Elliptical lens

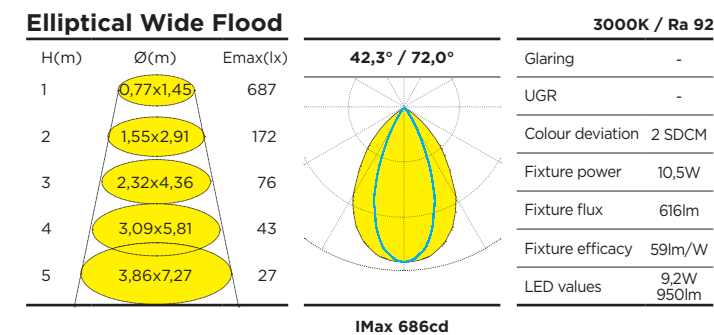
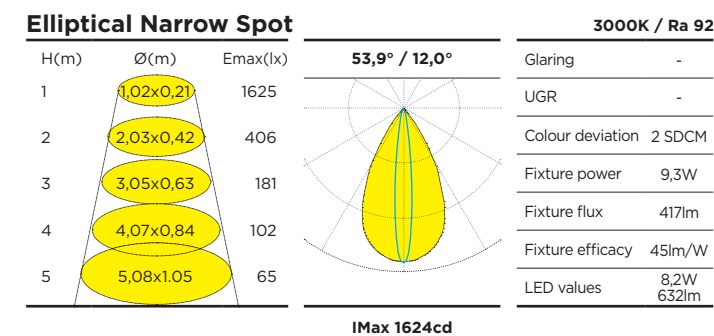
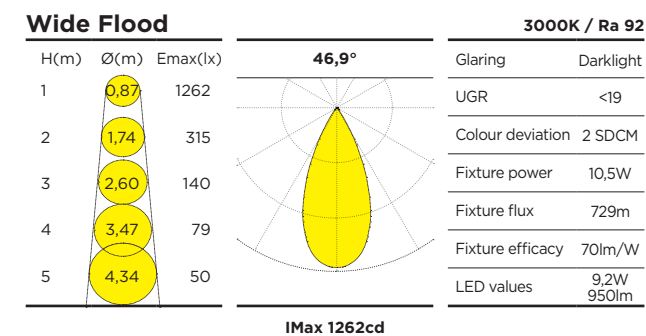
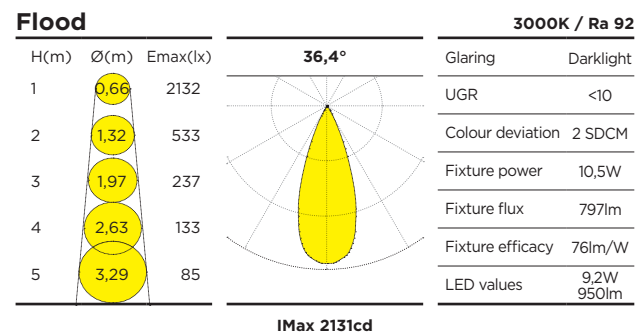
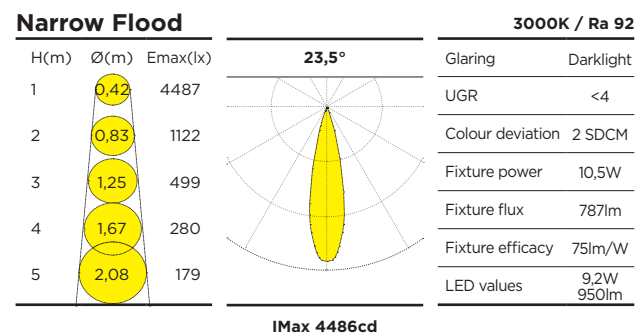
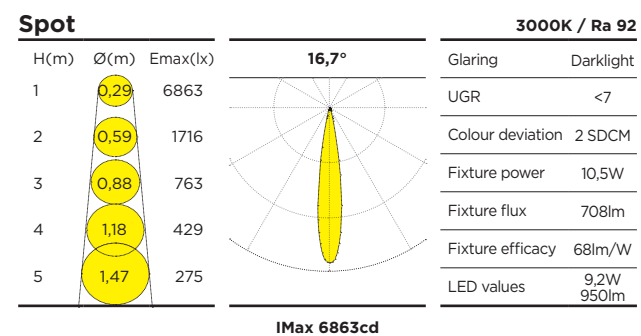
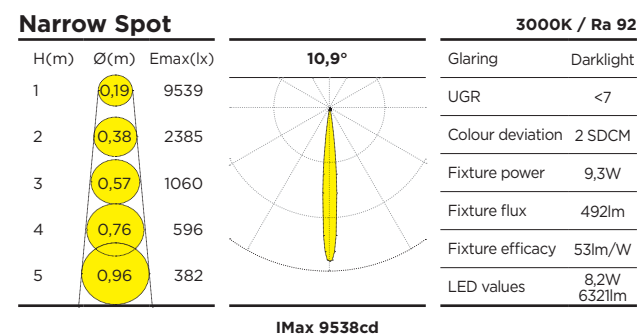
SPOT REVO Small



The Small version offers five symmetrical beam options from 11° to 47°, two elliptical versions EN and EW and numerous accessories within the range.

High color rendering, medium UGR coefficient <10 and compliance with the DARK lighting parameters, are completed by the quality of the 2 SDCM light source and by the particular cleanliness of the beam projection.

The full compatibility with the most common control systems make Spot Revo Small the perfect tool in contexts where the value of the source is determined by a very high performance quality and by the minimum physical and visual intrusiveness.



SPOT REVO Small

SPOT REVO Small projector

385 E0					
Cod.	Version	Kg	Control	Finish	Adapter finish
385	E0 SMALL	0,32	50 ON/OFF	WT ○ matt white txt	/42 ○ matt white
			65 DALI	BT ● matt black txt	/52 ● matt black
			CA CASAMBI	CG ● concrete grey	
				CT ● copper txt	
				MB ● mud brown	
				GT ● gold txt	
					CRI - CCT
					/9227 92 - 2700K
					/9230 92 - 3000K
					/9240 92 - 4000K
					/9827 98 - 2700K
					/9830 98 - 3000K
					/9840 98 - 4000K

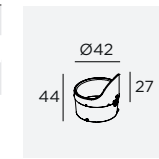
Optic	Accessories
NS Narrow Spot 8,2W	N No accessories
EN Elliptical Narrow Spot 8,2W	H Honeycomb
SP Spot 9,2W	S Snoot
NF Narrow Flood 9,2W	V Visor
FL Flood 9,2W	E Elliptical lens
WF Wide Flood 9,2W	
EW Elliptical Wide Flood 9,2W	

Compatibility optics / accessory					
NS	N	H	S	V	-
EN	N	-	-	-	-
SP	N	H	S	V	E
NF	N	H	S	V	E
FL	N	H	S	V	E
WF	N	H	S	V	-
EW	N	-	-	-	-

SPOT REVO Small accessories

Visor

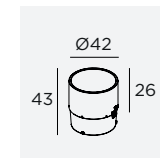
Code
9G 073



Snap-on accessory for the partial and directional reduction of glare. Can rotate of 360°. Replaces the ring supplied as standard.

Snoot

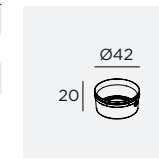
Code
9G 074



Cylindrical accessory for the omnidirectional reduction of glare. Snap-on installation. Replaces the ring supplied as standard.

Elliptical lens

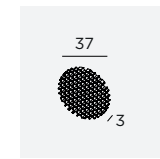
Code
9G 075



Elliptical secondary lens. This holographic film is installed onto the primary optic to transform the beam into an elliptical beam. Various ellipses can be obtained depending on the chosen combinations. The lens can be rotated. Replaces the ring supplied as standard.

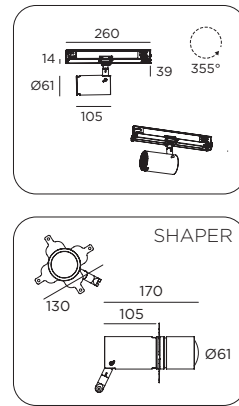
Honeycomb louvre

Code
9G 076



Antiglare honeycomb lens. It can be installed on the rear side of the standard projector ring

SPOT REVO Medium 230V



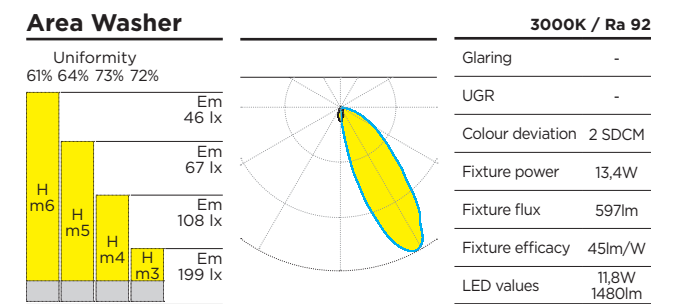
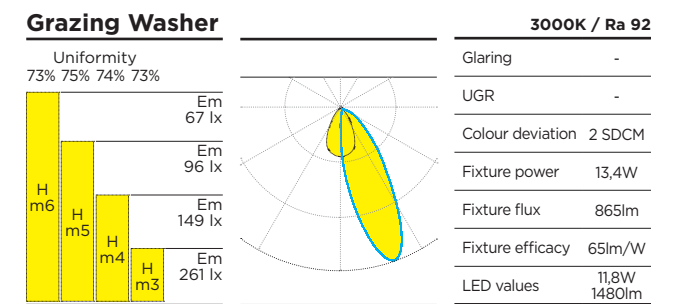
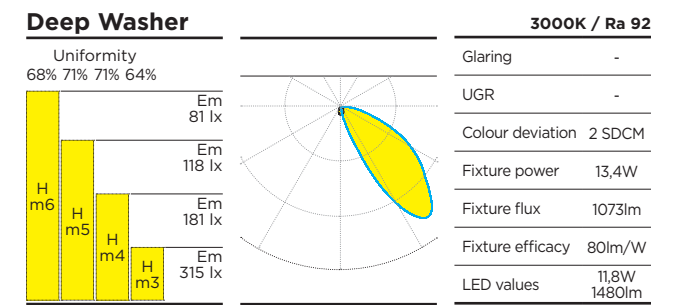
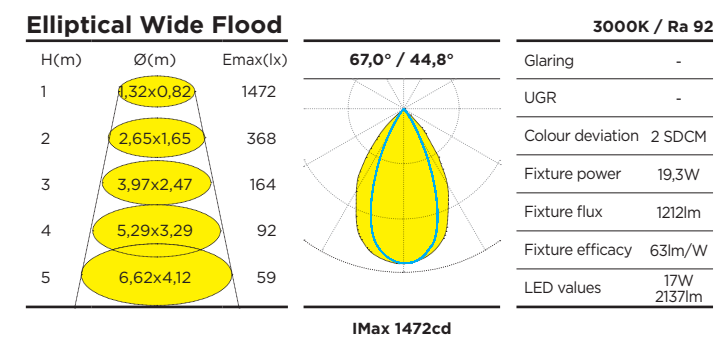
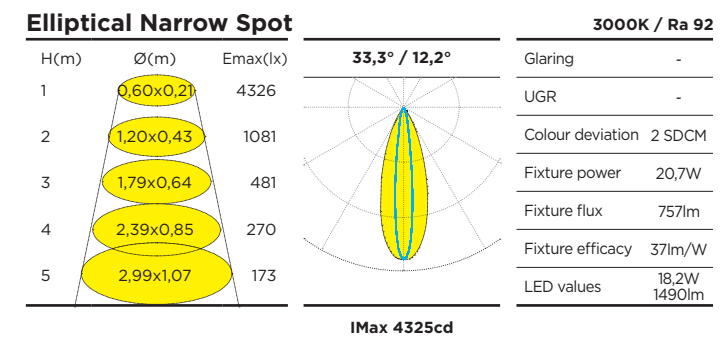
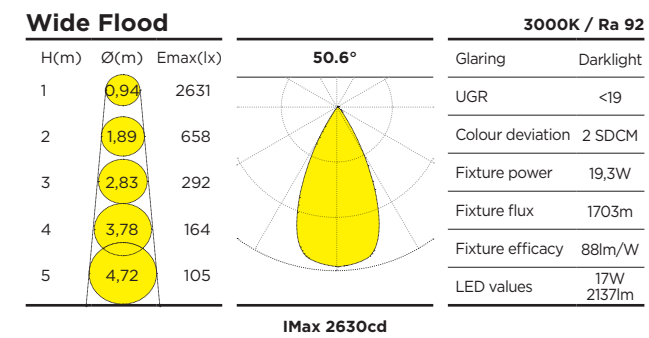
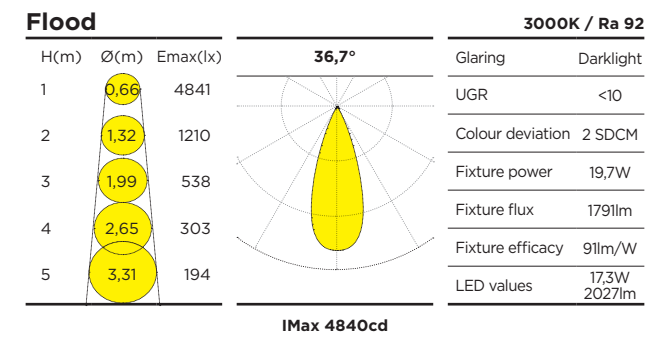
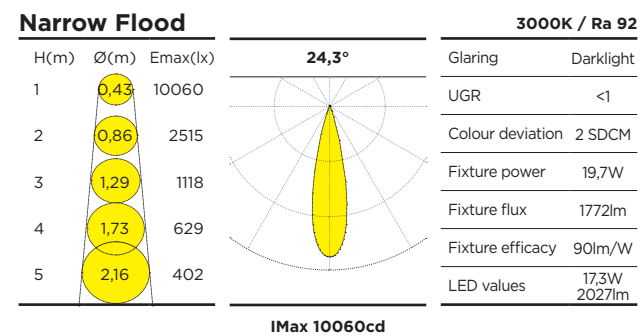
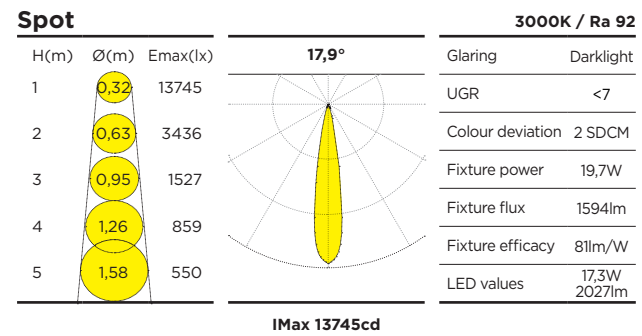
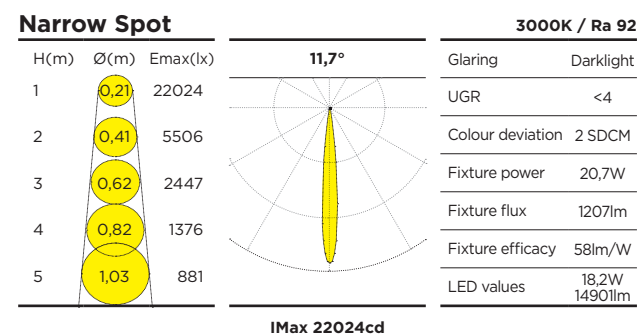
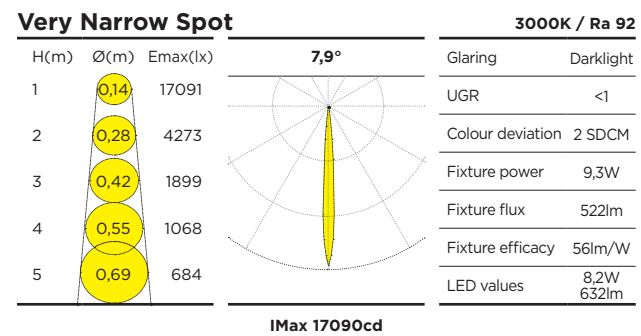
The Medium version offers sei symmetrical beam options from 8° to 51°, three asymmetrical wall-washer: Grazing, Area, Deep, two elliptical versions EN and EW and a shaper.

The numerous accessories in the range are designed with a fastening system with overlapping elements allowing a differentiated and specific optical configuration.

High color rendering, medium UGR coefficient <10 and compliance with the DARK lighting parameters, are completed by the quality of the 2 SDCM light source and by the particular cleanliness of the beam projection.

Full compatibility with the most common control systems make Spot Revo Medium the perfect tool in contexts where the value of the source is determined by a very high performance quality and by minimal physical and visual intrusiveness.

This model is also configurable in the shaper version with movable lenses, to obtain focused quadrangular projections with a light and small-sized instrument.



SPOT REVO Medium

SPOT REVO Medium projector

Cod. Version		Kg	Control	Finish	Adapter finish	CRI - CCT
386 EO						
386 EO	MEDIUM	0,62	50 ON/OFF 65 DALI CA CASAMBI	WT ○ matt white txt BT ● matt black txt CG ● concrete grey CT ● copper txt MB ● mud brown GT ● gold txt	/42 ○ matt white /52 ● matt black	/9227 92 - 2700K /9230 92 - 3000K /9240 92 - 4000K /9827 98 - 2700K /9830 98 - 3000K /9840 98 - 4000K

Optic			Accessories		
VN	Very Narrow Spot	8,2W	N	No accessories	
NS	Narrow Spot	18,2W	H	Honeycomb	
EN	Elliptical Narrow Spot	18,2W	P	Protective glass	
SP	Spot	17,3W	D	Diffuser glass	
NF	Narrow Flood	17,3W	E	Elliptical lens	
FL	Flood	17,3W	S	Snoot	
WF	Wide Flood	17W	V	Visor	
EW	Elliptical Wide Flood	17W			
GW	Grazing Washer	11,8W			
AW	Area Washer	11,8W			
DW	Deep Washer	11,8W			
SAG	Shaper	17,9W			

Compatibility optics / accessory								
VN	N	H	P	D	E	S	V	
NS	N	H	P	D	-	S	V	
EN	N	-	P	-	-	-	V	
SP	N	H	P	D	E	S	V	
NF	N	H	P	D	E	S	V	
FL	N	H	P	D	E	S	V	
WF	N	H	P	D	-	S	V	
EW	N	-	P	-	-	-	V	
GW	N	-	-	-	-	-	-	
AW	N	-	-	-	-	-	-	
DW	N	-	-	-	-	-	-	
SAG	N	-	-	-	-	-	-	

In the Medium, Compact and Max versions it is possible to mount a maximum of 3 accessories at the same time
 one of choice between **H**
 one of choice between **P / D / E**
 one of choice between **S / V**

SPOT REVO Medium accessories

Primary ring

Code

9G085



Primary ring that enables the housing of any accessory to be fixed on the front of the standard ring.
A primary ring is always necessary for fixing one or more overlapping accessories.

Elliptical lens

Code

9G082

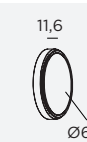


Rotatable lens to allow the elliptical deformation of the beam amplitude and variable illuminated characteristics, co-dependant on the chosen optical combination.
 Each accessory or group of accessories requires only one primary ring nut for installation on the optical compartment.

Diffuser lens

Code

9G083



Specific lens to obtain a more diffused projection.
 Each accessory or group of accessories requires only one primary ring nut for installation on the optical compartment.

Visor

Code

9G079



Partial rotatable visor, to assist with the shielding of any directional glare.
 Each accessory or group of accessories requires only one primary ring nut for installation on the optical compartment.

Snoot

Code

9G080



Omnidirectional glare reducer, to assist in shielding any radial glare disturbances.
 Each accessory or group of accessories requires only one primary ring nut for installation on the optical compartment.

Honeycomb louvre

Code

9G084



Honeycomb glare lens gives further protection from radial glare disturbances.
 Each accessory or group of accessories requires only one primary ring nut for installation on the optical compartment.

Protective Glass

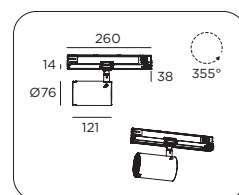
Code

9G081



Additional shielding useful to prevent the accumulation of dust and residues in the optical compartment when the luminaire is used for indirect applications.

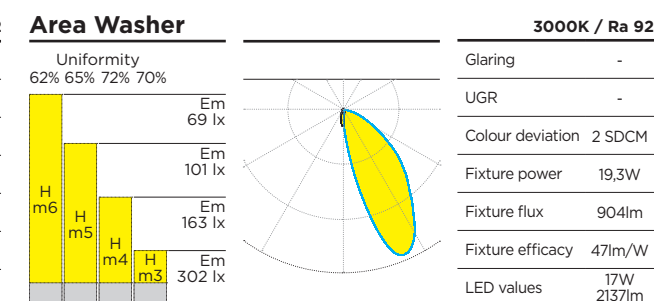
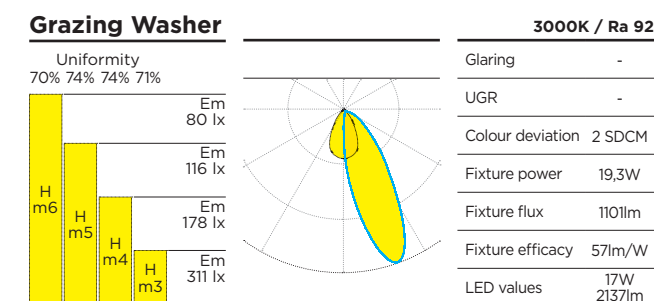
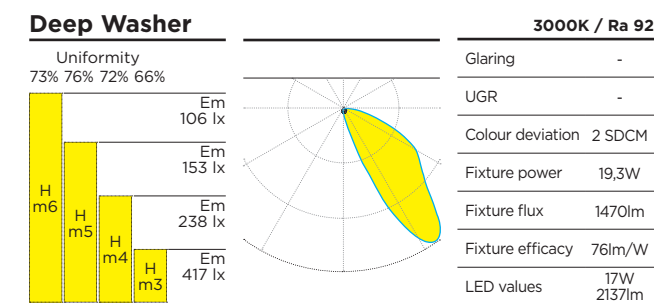
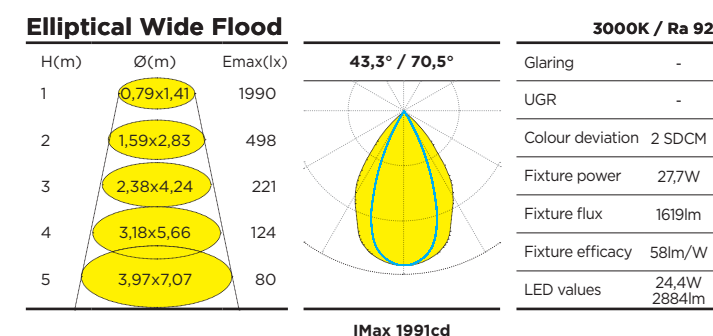
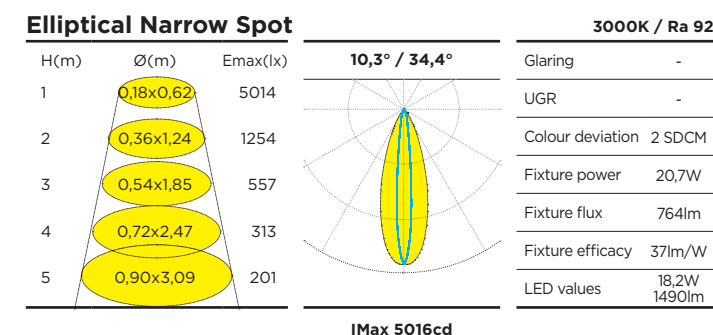
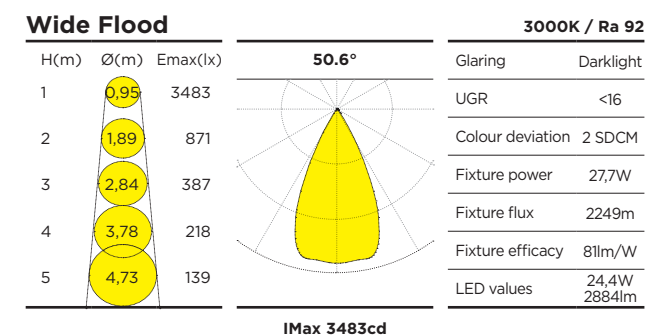
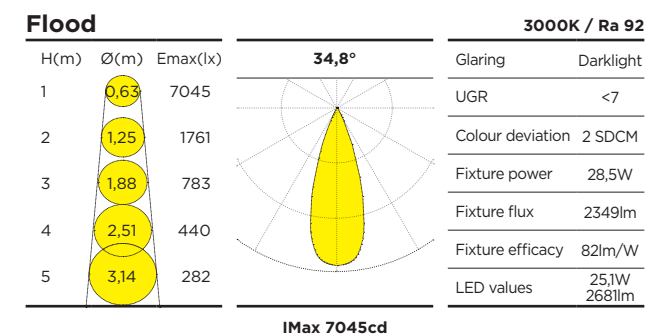
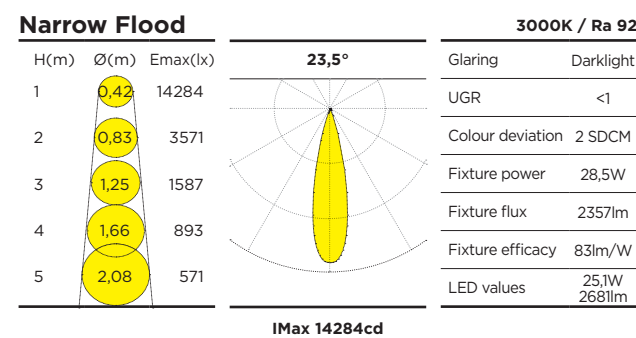
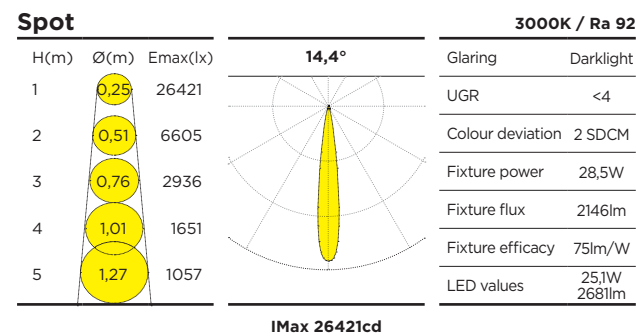
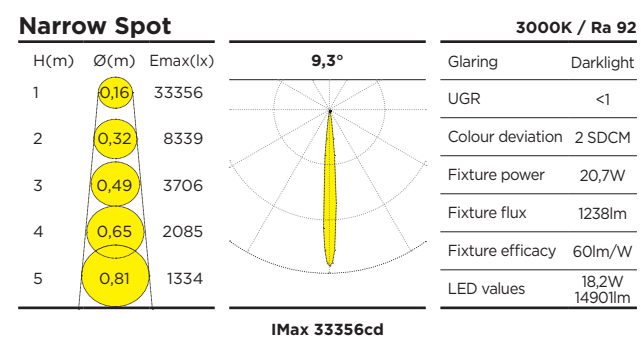
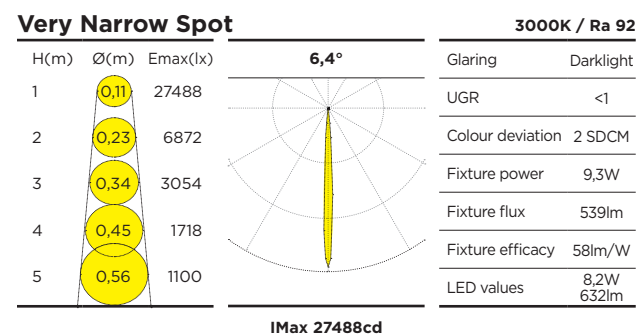
SPOT REVO Compact 230V



The Compact version offers six beam option from 6° to 50°, three asymmetrical wall-washer: Grazing, Area, Deep and two elliptical versions EN and EW.

The numerous accessories in the range are designed with a fastening system with overlapping elements allowing a differentiated and specific optical configuration. High colour rendering, medium UGR coefficient <10 and compliance with the DARK lighting parameters, are completed by the quality of the 2 SDCM light source and by the particular cleanliness of the beam projection.

The full compatibility with the most common control systems make Spot Revo Compact the perfect tool in contexts where the value of the source is determined by a very high performance quality and by the minimum physical and visual intrusiveness.



SPOT REVO Compact

SPOT REVO Compact projector

387 EO							
Cod.	Version	Kg	Control	Finish	Adapter finish	CRI - CCT	
387	EO	COMPACT	0,88	50 ON/OFF	WT ○ matt white txt	/42 ○ matt white	/9227 92 - 2700K
			65 DALI	BT ● matt black txt	/52 ● matt black	/9230 92 - 3000K	/9240 92 - 4000K
			CA CASAMBI	CG ● concrete grey		/9827 98 - 2700K	/9830 98 - 3000K
				CT ● copper txt		/9840 98 - 4000K	
				MB ● mud brown			
				GT ● gold txt			

Optic

Optic	Accessories
VN Very Narrow Spot 8,2W	N No accessories
NS Narrow Spot 18,2W	H Honeycomb
EN Elliptical Narrow Spot 18,2W	P Protective glass
SP Spot 25,1W	D Diffuser glass
NF Narrow Flood 25,1W	E Elliptical lens
FL Flood 25,1W	S Snoot
WF Wide Flood 24,4W	V Visor
EW Elliptical Wide Flood 24,4W	
GWW Grazing Washer 17W	
AWW Area Washer 17W	
DWW Deep Washer 17W	

Compatibility optics / accessory							
VN	N	H	P	D	E	S	V
NS	N	H	P	D	-	S	V
EN	N	-	P	-	-	-	V
SP	N	H	P	D	E	S	V
NF	N	H	P	D	E	S	V
FL	N	H	P	D	E	S	V
WF	N	H	P	D	-	S	V
EW	N	-	P	-	-	-	V
GWW	N	-	-	-	-	-	-
AWW	N	-	-	-	-	-	-
DWW	N	-	-	-	-	-	-

In the Medium, Compact and Max versions it is possible to

mount a maximum of 3 accessories at the same time

one of choice between **H**

one of choice between **P / D / E**

one of choice between **S / V**

SPOT REVO Compact accessories

Primary ring

Code

9G092



Primary ring that enables the housing of any accessory to be fixed on the front of the standard ring.

A primary ring is always necessary for fixing one or more overlapping accessories.

Elliptical lens

Code

9G089



Rotatable lens to allow the elliptical deformation of the beam amplitude and variable illuminated characteristics, co-dependant on the chosen optical combination. Each accessory or group of accessories requires only one primary ring nut for installation on the optical compartment.

Diffuser lens

Code

9G090



Specific lens to obtain a more diffused projection. Each accessory or group of accessories requires only one primary ring nut for installation on the optical compartment.

Visor

Code

9G086



Partial rotatable visor, to assist with the shielding of any directional glare. Each accessory or group of accessories requires only one primary ring nut for installation on the optical compartment.

Snoot

Code

9G087

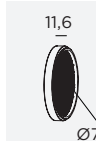


Omnidirectional glare reducer, to assist in shielding any radial glare disturbances. Each accessory or group of accessories requires only one primary ring nut for installation on the optical compartment.

Honeycomb louvre

Code

9G091

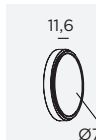


Honeycomb glare lens gives further protection from radial glare disturbances. Each accessory or group of accessories requires only one primary ring nut for installation on the optical compartment.

Protective Glass

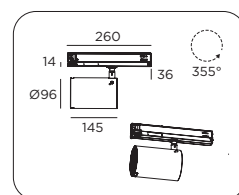
Code

9G088



Additional shielding useful to prevent the accumulation of dust and residues in the optical compartment when the luminaire is used for indirect applications.

SPOT REVO Max

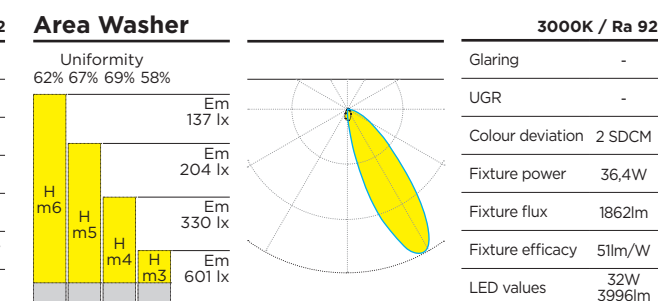
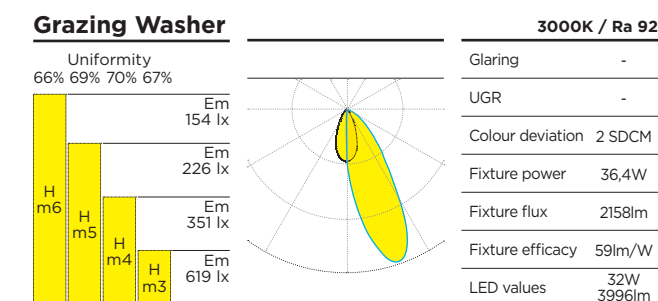
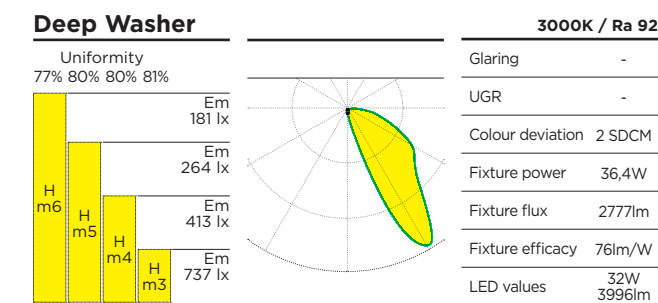
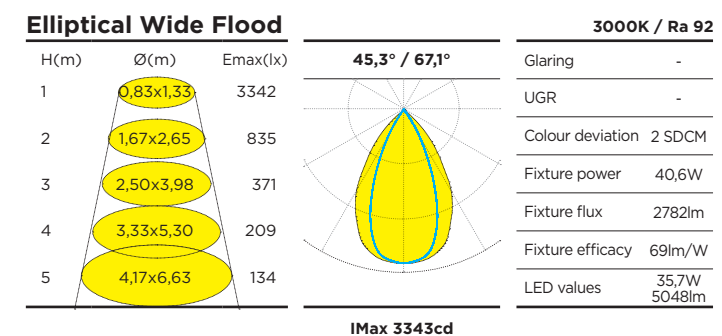
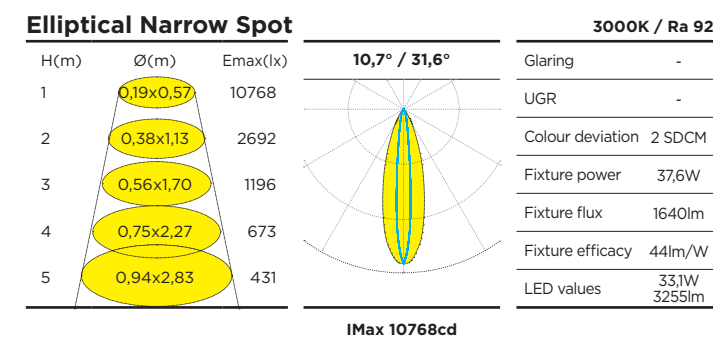
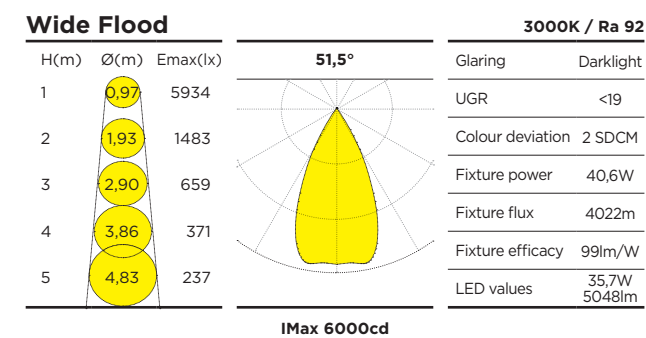
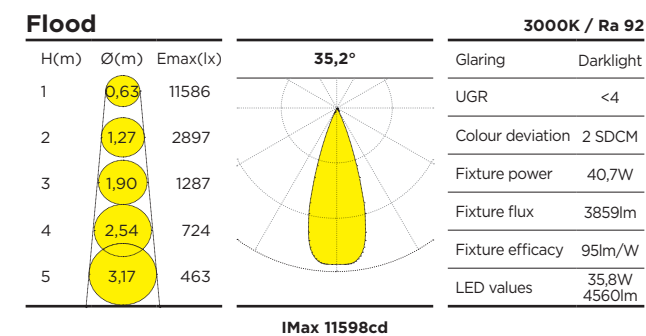
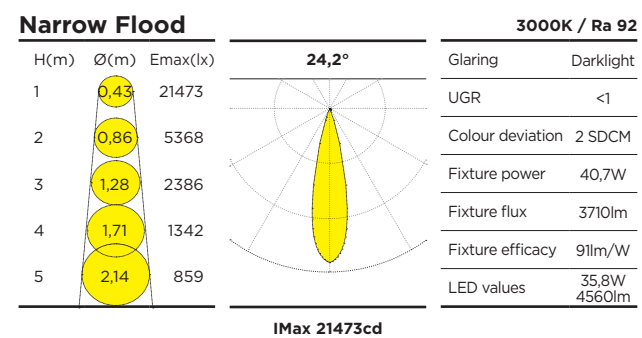
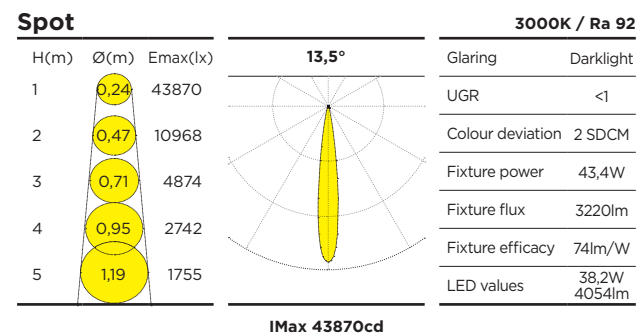
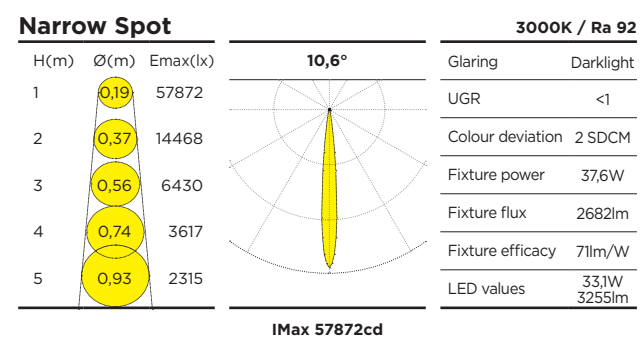
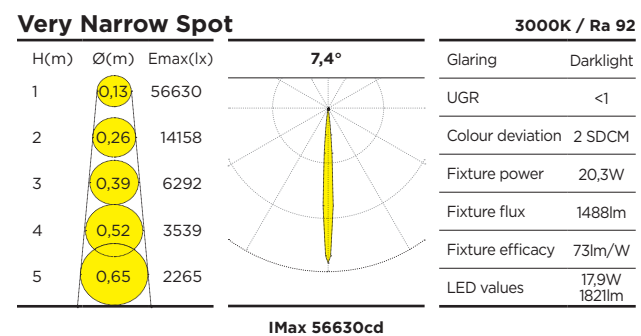


The Max version offers six symmetrical beam options from 7° to 52°, three asymmetrical wall-washer: Grazing, Area, Deep, two elliptical versions EN and EW.

The numerous accessories in the range are designed with a fastening system with overlapping elements allowing a differentiated and specific optical configuration.

High colour rendering, medium UGR coefficient <10 and compliance with the DARK lighting parameters, are completed by the quality of the 2 SDCM light source and by the particular cleanliness of the beam projection.

The full compatibility with the most common control systems make Museo Revo Max the perfect tool in contexts where the value of the source is determined by a very high performance quality and by the minimum physical and visual intrusiveness.



SPOT REVO Max

SPOT REVO Max projector

388 EO					
Cod.	Version	Kg	Control	Finish	Adapter finish
388	EO MAX	1,33	50 ON/OFF	WT ○ matt white txt	/42 ○ matt white
			65 DALI	BT ● matt black txt	/52 ● matt black
			CA CASAMBI	CG ● concrete grey	
				CT ● copper txt	
				MB ● mud brown	
				GT ● gold txt	
					CRI - CCT
					/9227 92 - 2700K
					/9230 92 - 3000K
					/9240 92 - 4000K
					/9827 98 - 2700K
					/9830 98 - 3000K
					/9840 98 - 4000K

Optic			Accessories		
VN	Very Narrow Spot	17,9W	N	No accessories	
NS	Narrow Spot	33,1W	H	Honeycomb	
EN	Elliptical Narrow Spot	33,1W	P	Protective glass	
SP	Spot	38,2W	D	Diffuser glass	
NF	Narrow Flood	35,8W	E	Elliptical lens	
FL	Flood	35,8W	S	Snoot	
WF	Wide Flood	35,8W	V	Visor	
EW	Elliptical Wide Flood	35,8W			
GWW	Grazing Washer	32W			
AWW	Area Washer	32W			
DWW	Deep Washer	32W			

Compatibility optics / accessory							
VN	N	H	P	D	E	S	V
NS	N	H	P	D	-	S	V
EN	N	-	P	-	-	-	V
SP	N	H	P	D	E	S	V
NF	N	H	P	D	E	S	V
FL	N	H	P	D	E	S	V
WF	N	H	P	D	-	S	V
EW	N	-	P	-	-	-	V
GWW	N	-	-	-	-	-	-
AWW	N	-	-	-	-	-	-
DWW	N	-	-	-	-	-	-

In the Medium, Compact and Max versions it is possible to mount a maximum of 3 accessories at the same time
 one of choice between **H**
 one of choice between **P / D / E**
 one of choice between **S / V**

SPOT REVO Max accessories

Primary ring

Code

9G099



Primary ring that enables the housing of any accessory to be fixed on the front of the standard ring.
A primary ring is always necessary for fixing one or more overlapping accessories.

Elliptical lens

Code

9G096



Rotatable lens to allow the elliptical deformation of the beam amplitude and variable illuminated characteristics, co-dependent on the chosen optical combination.
 Each accessory or group of accessories requires only one primary ring nut for installation on the optical compartment.

Diffuser lens

Code

9G097



Specific lens to obtain a more diffused projection.
 Each accessory or group of accessories requires only one primary ring nut for installation on the optical compartment.

Visor

Code

9G093



Partial rotatable visor, to assist with the shielding of any directional glare.
 Each accessory or group of accessories requires only one primary ring nut for installation on the optical compartment.

Snoot

Code

9G094

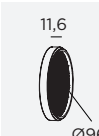


Omnidirectional glare reducer, to assist in shielding any radial glare disturbances.
 Each accessory or group of accessories requires only one primary ring nut for installation on the optical compartment.

Honeycomb louvre

Code

9G098

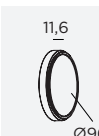


Honeycomb glare lens gives further protection from radial glare disturbances.
 Each accessory or group of accessories requires only one primary ring nut for installation on the optical compartment.

Protective Glass

Code

9G095



Additional shielding useful to prevent the accumulation of dust and residues in the optical compartment when the luminaire is used for indirect applications.


SPOT REVO SEMI-RECESSED

Family of 230v semi-recessed projectors, designed to obtain maximum freedom of orientation and flexibility in ceiling installations even when the cavity space is very limited.

Dedicated to an advanced lighting design, the new Revo-Dark optical systems are particularly suitable for environments with very high visual comfort.

Available in four sizes, eight rotosymmetrical optical variants per model, three additional asymmetrical ones for the Medium, Compact, Max models, plus a shaper on the Medium version.

Equipped with rotosymmetrical "cross" and asymmetrical high efficiency optics, they are particularly suitable for use in museums and projects with complex lighting requirements.



SPOT REVO SEMI-RECESSED



The Spot Revo series boasts a marked performance-size ratio, a rich possibility of accessory integrations and a wide range of finishes but above all it stands out for its precision, cleanliness and uniformity of projection.

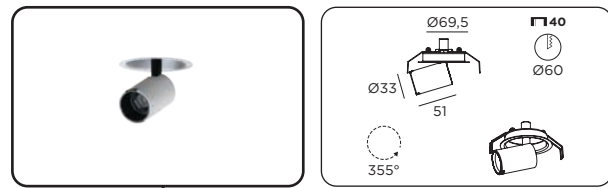
The powder-coated aluminum structure offers different finishes and four different sizes.

Design built and produced in Italy.



SPOT REVO semi-recessed summary sheet

SPOT REVO Mini semi-recessed



Version

SINGLE	TWINS
--------	-------

CRI

92	98
----	----

Shades of light

2700K	4000K
3000K	

Light distribution

● Very Narrow Spot	3W	● Spot	4,5W
● Narrow Spot	3,9W	● Narrow Flood	4,5W
● Elliptical Narrow	3,9W	● Flood	4,5W

Control

ON/OFF	CASAMBI
1-10V	PUSH
DALI	CUTTING PHASE

Finish

Matt white txt	Mud brown
Matt black txt	Gold txt
Concrete grey	Custom
Copper txt	

Optic accessories

○ Honeycomb	○ Visor
○ Snoot	○ Elliptical lens

SPOT REVO Small semi-recessed



SINGLE	TWINS
--------	-------

92	98
----	----

2700K	4000K
3000K	

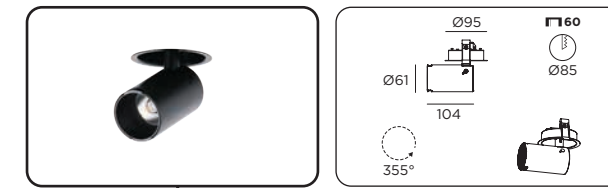
● Very Narrow Spot	3W	● Narrow Flood	9,2W
● Narrow Spot	8,2W	● Flood	9,2W
● Elliptical Narrow	8,2W	● Wide Flood	9,2W
● Spot	9,2W	● Elliptical Wide	9,2W

ON/OFF	CASAMBI
1-10V	PUSH
DALI	CUTTING PHASE

Matt white txt	Mud brown
Matt black txt	Gold txt
Concrete grey	Custom
Copper txt	

○ Honeycomb	○ Visor
○ Snoot	○ Elliptical lens

SPOT REVO Medium semi-recessed



SINGLE

92	98
----	----

2700K	4000K
3000K	

● Very Narrow Spot	8,2W	● Wide Flood	17W
● Narrow Spot	18,2W	● Elliptical Wide	17W
● Elliptical Narrow	18,2W	● Grazing Washer	11,8W
● Spot	17,3W	● Area Washer	11,8W
● Narrow Flood	17,3W	● Deep Washer	11,8W
● Flood	17,3W	● Shaper	17,9W

ON/OFF	CASAMBI
1-10V	PUSH
DALI	CUTTING PHASE

Matt white txt	Mud brown
Matt black txt	Gold txt
Concrete grey	Custom
Copper txt	

○ Honeycomb	○ Snoot
○ Protective glass	○ Visor
○ Diffuser lens	○ Elliptical lens

SPOT REVO Compact semi-recessed



SINGLE

92	98
----	----

2700K	4000K
3000K	

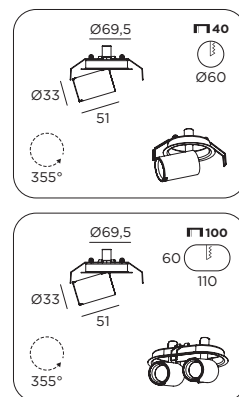
● Very Narrow Spot	8,2W	● Wide Flood	24,4W
● Narrow Spot	18,2W	● Elliptical Wide	24,4W
● Elliptical Narrow	18,2W	● Grazing Washer	17W
● Spot	25,1W	● Area Washer	17W
● Narrow Flood	25,1W	● Deep Washer	17W
● Flood	25,1W		

ON/OFF	CASAMBI
1-10V	PUSH
DALI	CUTTING PHASE

Matt white txt	Mud brown
Matt black txt	Gold txt
Concrete grey	Custom
Copper txt	

○ Honeycomb	○ Snoot
○ Protective glass	○ Visor
○ Diffuser lens	○ Elliptical lens

SPOT REVO Mini semi-recessed

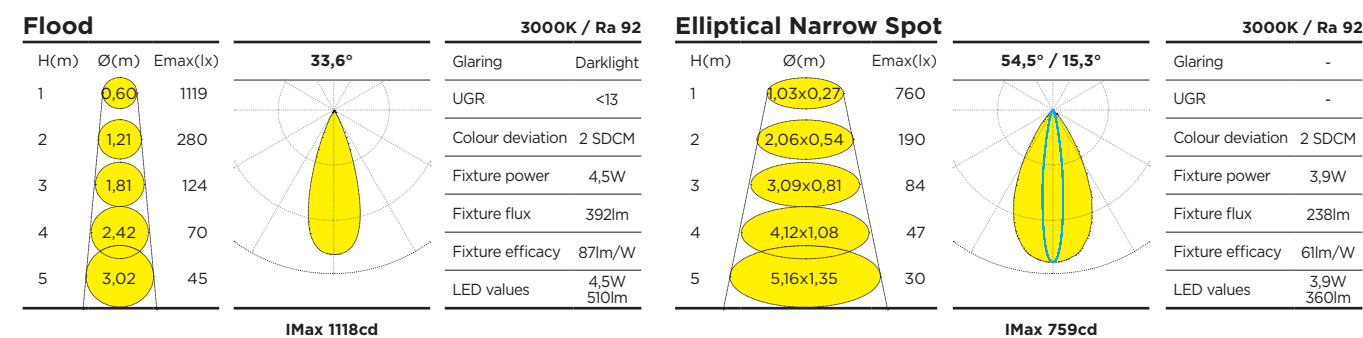
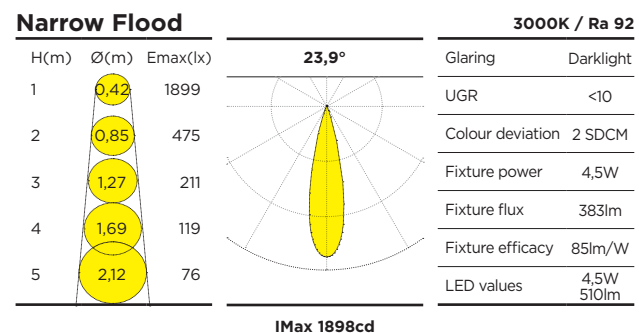
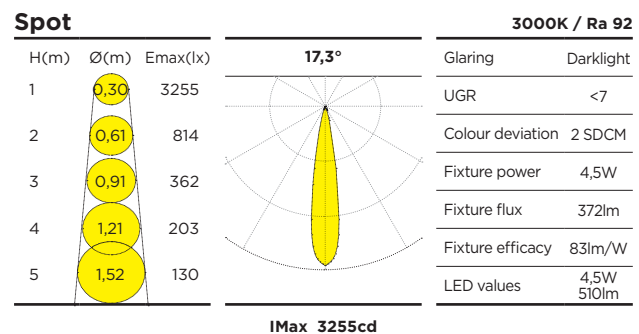
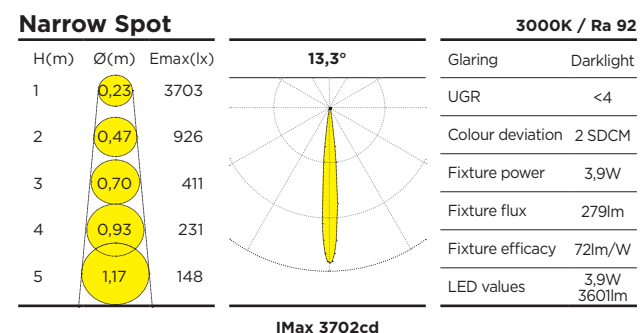
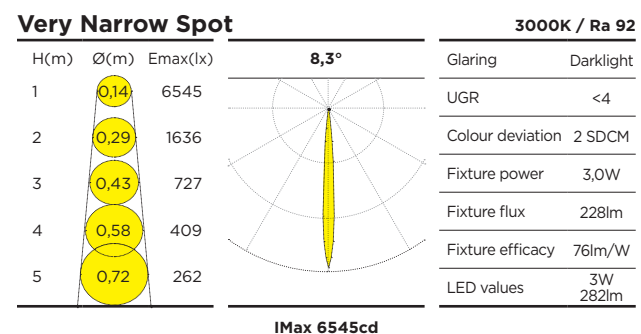


The Mini version offers beams from 8° to 34° an elliptical EN with numerous accessories for the range. High colour rendering, medium UGR coefficient <10 and compliance with the DARK lighting parameters, are completed by the quality of the 2 SDCM light source and by the particular cleanliness of the beam projection.

The multi-optic version allows the use of differentiated beams on the same luminaire in the opening variants SP, NF, FL.

The multi-optic versions configured with unified beams are available in all variants apertures.

The full compatibility with the most common control systems make Spot Revo Mini the perfect tool in contexts where the value of the source is determined by a very high performance quality and by the minimum physical and visual intrusiveness.



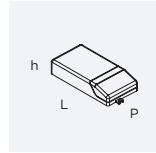
SPOT REVO Mini semi-recessed

384		54			
Cod.	Version	Kg	Control	Finish	CRI - CCT
384	80 MINI 1 X	0,13	54 REMOTE	WT ○ matt white txt	/9227 92 - 2700K
	81 MINI 2 X	0,30		BT ● matt black txt	/9230 92 - 3000K
				CG ● concrete grey	/9240 92 - 4000K
				CT ● copper txt	/9827 98 - 2700K
				MB ● mud brown	/9830 98 - 3000K
				GT ● gold txt	/9840 98 - 4000K

Optic 1		Accessories 1		Optic 2		Accessories 2	
VN	Very Narrow Spot 3W	N	No accessories	/VN	Very Narrow Spot 3W	N	No accessories
NS	Narrow Spot 3,9W	H	Honeycomb	/NS	Narrow Spot 3,9W	H	Honeycomb
EN	Elliptical Narrow Spot 3,9W	S	Snoot	/EN	Elliptical Narrow Spot 3,9W	S	Snoot
SP	Spot 4,5W	V	Visor	/SP	Spot 4,5W	V	Visor
NF	Narrow Flood 4,5W	E	Elliptical lens	/NF	Narrow Flood 4,5W	E	Elliptical lens
FL	Flood 4,5W			/FL	Flood 4,5W		

Compatibility optics / accessory					
VN	N	H	S	V	E
NS	N	H	S	V	-
EN	N	-	-	-	-
SP	N	H	S	V	E
NF	N	H	S	V	E
FL	N	H	S	V	E

SPOT REVO Mini semi-recessed



Single head power supplies VN (1050mA)

Code	Control	LxPxh	Version	Voltage	Frequency
9D105010AL	ON/OFF	39x75,3x22,2	10W	220/240V	50/60Hz
9D105020DDEL	DALI	42,5x151x28	20W	220/240V	50/60Hz
9D105020DAEL	1-10V	42,5x151x28	20W	220/240V	50/60Hz
9D105020DDEL	Push	42,5x151x28	20W	220/240V	50/60Hz
9DM064CASTC*	CASAMBI	79x124x22	60W	220/240V	50/60Hz
9DM059TFTC*	PHASE CUT	83x173,5x35	45W	220/240V	50/60Hz

Single head power supplies NS (350mA)

Code	Control	LxPxh	Version	Voltage	Frequency
9D035010AL	ON/OFF	39x75,3x22,2	10W	220/240V	50/60Hz
9DM008DDTC	DALI	52x120x22	15W	220/240V	50/60Hz
9D035020DAEL	1-10V	42,5x151x28	20W	220/240V	50/60Hz
9D035020DDEL	Push	42,5x151x28	20W	220/240V	50/60Hz
9DM064CASTC*	CASAMBI	79x124x22	25W	220/240V	50/60Hz
9DM048TFTC	PHASE CUT	52x120x22	17W	220/240V	50/60Hz

Single head power supplies SP/NF/FL (500mA)

Code	Control	LxPxh	Version	Voltage	Frequency
9D050010AL	ON/OFF	39x75,3x22,2	10W	220/240V	50/60Hz
9DM008DDTC	DALI	52x120x22	20W	220/240V	50/60Hz
9DM011DATC	1-10V	52x120x22	20W	220/240V	50/60Hz
9DM011DATC	Push	52x120x22	20W	220/240V	50/60Hz
9DM064CASTC*	CASAMBI	79x124x22	35W	220/240V	50/60Hz
9DM048TFTC	PHASE CUT	52x120x22	20W	220/240V	50/60Hz

* Caution does not pass through the installation hole

Twin head power supplies VN (1050mA)

Code	Control	LxPxh	Version	Voltage	Frequency
9D105010AL	ON/OFF	39x75,3x22,2	10W	220/240V	50/60Hz
9DM032DDTC	DALI	79x124x22	60W	220/240V	50/60Hz
9DM032DDTC	1-10V	79x124x22	60W	220/240V	50/60Hz
9DM032DDTC	Push	79x124x22	60W	220/240V	50/60Hz
9DM064CASTC	CASAMBI	79x124x22	60W	220/240V	50/60Hz
9DM059TFTC	PHASE CUT	83x173,5x35	45W	220/240V	50/60Hz

Twin head power supplies NS (350mA)

Code	Control	LxPxh	Version	Voltage	Frequency
9D035010AL	ON/OFF	39x75,3x22,2	10W	220/240V	50/60Hz
9DM008DDTC	DALI	52x120x22	15W	220/240V	50/60Hz
9DM011DATC	1-10V	52x120x22	15W	220/240V	50/60Hz
9DM011DATC	Push	52x120x22	15W	220/240V	50/60Hz
9DM053CASTC	CASAMBI	79x124x22	18W	220/240V	50/60Hz
9DM048TFTC	PHASE CUT	52x120x22	17W	220/240V	50/60Hz

Twin head power supplies SP/NF/FL (500mA)

Code	Control	LxPxh	Version	Voltage	Frequency
9D050010AL	ON/OFF	39x75,3x22,2	10W	220/240V	50/60Hz
9DM008DDTC	DALI	52x120x22	20W	220/240V	50/60Hz
9DM011DATC	1-10V	52x120x22	20W	220/240V	50/60Hz
9DM011DATC	Push	52x120x22	20W	220/240V	50/60Hz
9DM053CASTC	CASAMBI	79x124x22	26W	220/240V	50/60Hz
9DM048TFTC	PHASE CUT	52x120x22	20W	220/240V	50/60Hz

SPOT REVO Mini semi-recessed accessories

Visor

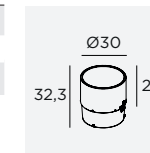
Code
9G 069



Snap-on accessory for the partial and directional reduction of glare. Can rotate of 360°. Replaces the ring supplied as standard.

Snoot

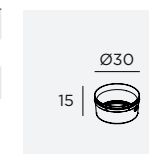
Code
9G 070



Cylindrical accessory for the omnidirectional reduction of glare. Snap-on installation. Replaces the ring supplied as standard.

Elliptical lens

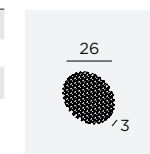
Code
9G 071



Elliptical secondary lens. This holographic film is installed onto the primary optic to transform the beam into an elliptical beam. Various ellipses can be obtained depending on the chosen combinations. The lens can be rotated. Replaces the ring supplied as standard.

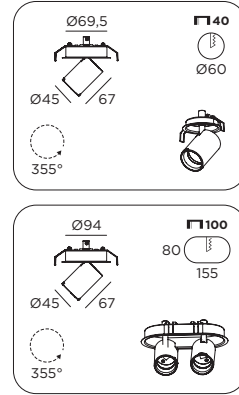
Honeycomb louvre

Code
9G 072



Antiglare honeycomb lens. It can be installed on the rear side of the standard projector ring

SPOT REVO Small semi-recessed



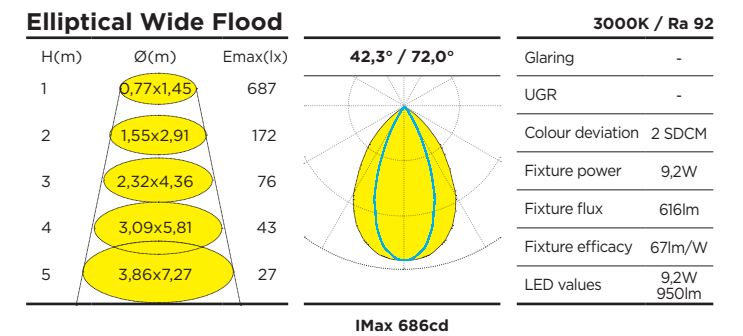
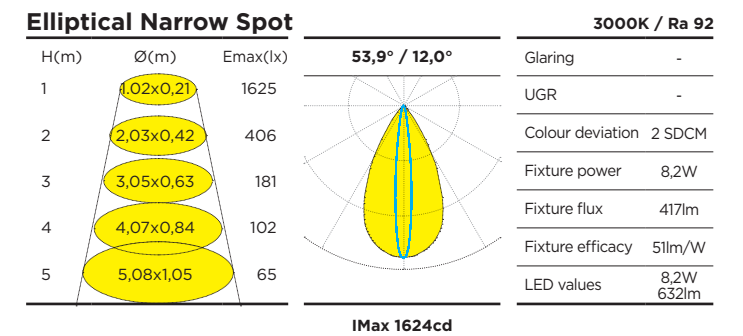
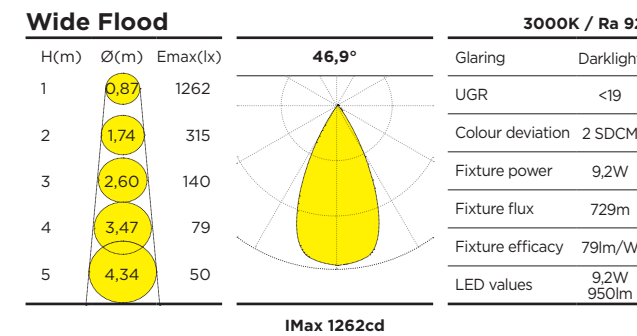
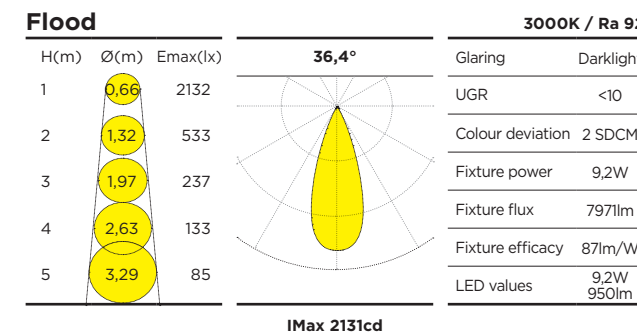
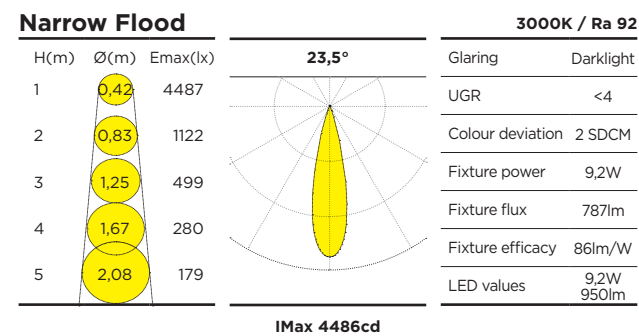
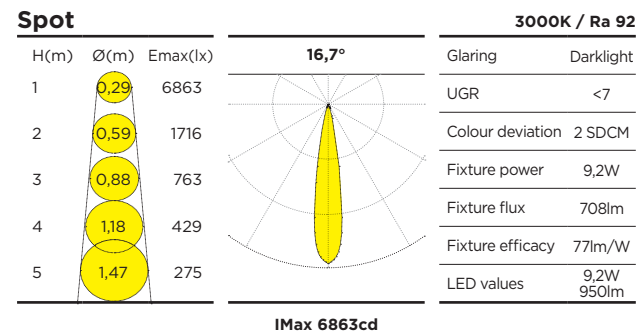
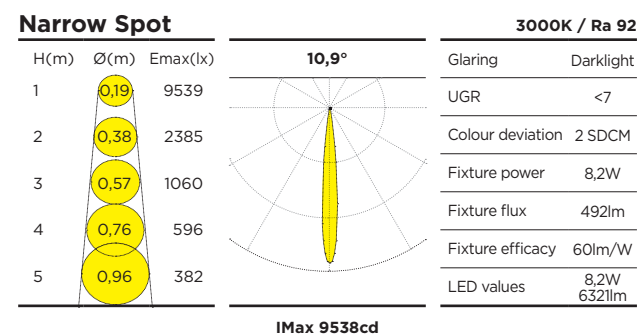
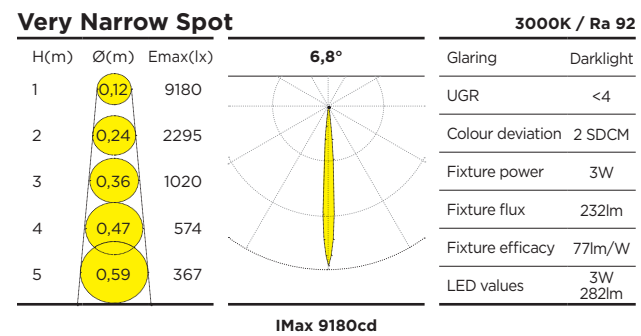
The Small version offers six symmetrical beam options from 7° to 47°, two elliptical versions EN and EW and numerous compendium accessories.

High colour rendering, medium UGR coefficient <10 and compliance with the DARK lighting parameters, are completed by the quality of the 2 SDCM light source and by the particular cleanliness of the beam projection.

The full compatibility with the most common control systems make Spot Revo Small the perfect tool in contexts where the value of the source is determined by a very high performance quality and by the minimum physical and visual intrusiveness.

The multi-optic version allows the use of differentiated beams on the same luminaire in the opening variants SP, NF, FL, WF.

The multi-optic versions configured with unified beams are available in all variants of apertures.

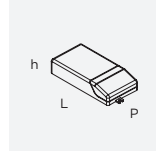


SPOT REVO Small semi-recessed

385		54							
Cod.	Version	Kg	Control	Finish	CRI - CCT	Optic 1			
385	80 SMALL 1 X	0,21	54 REMOTE	WT ○ matt white txt	/9227 92 - 2700K	VN	Very Narrow Spot	3W	
	81 SMALL 2 X	0,40		BT ● matt black txt	/9230 92 - 3000K	NS	Narrow Spot	8,2W	
				CG ● concrete grey	/9240 92 - 4000K	EN	Elliptical Narrow Spot	8,2W	
				CT ● copper txt	/9827 98 - 2700K	SP	Spot	9,2W	
				MB ● mud brown	/9830 98 - 3000K	NF	Narrow Flood	9,2W	
				GT ● gold txt	/9840 98 - 4000K	FL	Flood	9,2W	
						WF	Wide Flood	9,2W	
						EW	Elliptical Wide Flood	9,2W	

Accessories 1			Optic 2			Accessories 2			Compatibility optics / accessory					
N	No accessories		/VN	Very Narrow Spot	3W	N	No accessories		VN	N	H	S	V	E
H	Honeycomb		/NS	Narrow Spot	8,2W	H	Honeycomb		NS	N	H	S	V	-
S	Snoot		/EN	Elliptical Narrow Spot	8,2W	S	Snoot		EN	N	-	-	-	-
V	Visor		/SP	Spot	9,2W	V	Visor		SP	N	H	S	V	E
E	Elliptical lens		/NF	Narrow Flood	9,2W	E	Elliptical lens		NF	N	H	S	V	E
			/FL	Flood	9,2W				FL	N	H	S	V	E
			/WF	Wide Flood	9,2W				WF	N	H	S	V	-
			/EW	Elliptical Wide Flood	9,2W				EW	N	-	-	-	-

SPOT REVO Small semi-recessed



Single head power supplies VN (1050mA)

Code	Control	LxPxh	Version	Voltage	Frequency
9D105010AL	ON/OFF	39x75,3x22,2	10W	220/240V	50/60Hz
9D105020DEL	DALI	42,5x151x28	20W	220/240V	50/60Hz
9D105020DAEL	1-10V	42,5x151x28	20W	220/240V	50/60Hz
9D105020DDEL	Push	42,5x151x28	20W	220/240V	50/60Hz
9DM064CASTC*	CASAMBI	79x124x22	60W	220/240V	50/60Hz
9DM059TFTC*	PHASE CUT	83x173,5x35	45W	220/240V	50/60Hz

Single head power supplies NS (700mA)

Code	Control	LxPxh	Version	Voltage	Frequency
9D070009AL	ON/OFF	39x75,3x22,2	9W	220/240V	50/60Hz
9DM008DDTC	DALI	52x120x22	20W	220/240V	50/60Hz
9DM011DATC	1-10V	52x120x22	20W	220/240V	50/60Hz
9DM011DATC	Push	52x120x22	20W	220/240V	50/60Hz
9DM053CASTC*	CASAMBI	79x124x22	37W	220/240V	50/60Hz
9DM048TFTC	PHASE CUT	52x120x22	20W	220/240V	50/60Hz

Single head power supplies SP/NF/FL/WF(500mA)

Code	Control	LxPxh	Version	Voltage	Frequency
9D050010AL	ON/OFF	39x75,3x22,2	10W	220/240V	50/60Hz
9DM008DDTC	DALI	52x120x22	20W	220/240V	50/60Hz
9DM011DATC	1-10V	52x120x22	20W	220/240V	50/60Hz
9DM011DATC	Push	52x120x22	20W	220/240V	50/60Hz
9DM053CASTC*	CASAMBI	79x124x22	26W	220/240V	50/60Hz
9DM048TFTC	PHASE CUT	52x120x22	20W	220/240V	50/60Hz

* Caution does not pass through the installation hole

Twin head power supplies VN (1050mA)

Code	Control	LxPxh	Version	Voltage	Frequency
9D105010AL	ON/OFF	39x75,3x22,2	10W	220/240V	50/60Hz
9DM032DDTC	DALI	79x124x22	60W	220/240V	50/60Hz
9DM032DDTC	1-10V	79x124x22	60W	220/240V	50/60Hz
9DM032DDTC	Push	79x124x22	60W	220/240V	50/60Hz
9DM064CASTC	CASAMBI	79x124x25	60W	220/240V	50/60Hz
9DM059TFTC	PHASE CUT	83x173,5x35	45w	220/240V	50/60Hz

Twin head power supplies NS (700mA)

Code	Control	LxPxh	Version	Voltage	Frequency
9DM061AL	ON/OFF	38x125x23	19,6W	220/240V	50/60Hz
9DM008DDTC	DALI	52x120x22	20W	220/240V	50/60Hz
9DM011DATC	1-10V	52x120x22	20W	220/240V	50/60Hz
9DM011DATC	Push	52x120x22	20W	220/240V	50/60Hz
9DM053CASTC	CASAMBI	79x124x22	37W	220/240V	50/60Hz
9DM048TFTC	PHASE CUT	52x120x22	20W	220/240V	50/60Hz

Twin head power supplies SP/NF/FL/WF (500mA)

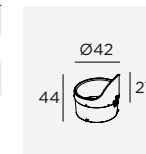
Code	Control	LxPxh	Version	Voltage	Frequency
9DM061AL	ON/OFF	38x125x23	20W	220/240V	50/60Hz
9DM008DDTC	DALI	52x120x22	20W	220/240V	50/60Hz
9DM011DATC	1-10V	52x120x22	20W	220/240V	50/60Hz
9DM011DATC	Push	52x120x22	20W	220/240V	50/60Hz
9DM053CASTC	CASAMBI	79x124x22	26W	220/240V	50/60Hz
9DM048TFTC	PHASE CUT	52x120x22	20W	220/240V	50/60Hz

SPOT REVO Small semi-recessed accessories

Visor

Code

9G 073

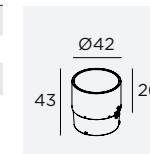


Snap-on accessory for the partial and directional reduction of glare. Can rotate of 360°. Replaces the ring supplied as standard.

Snoot

Code

9G 074



Cylindrical accessory for the omnidirectional reduction of glare. Snap-on installation. Replaces the ring supplied as standard.

Elliptical lens

Code

9G 075

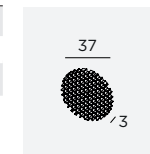


Elliptical secondary lens. This holographic film is installed onto the primary optic to transform the beam into an elliptical beam. Various ellipses can be obtained depending on the chosen combinations. The lens can be rotated. Replaces the ring supplied as standard.

Honeycomb louvre

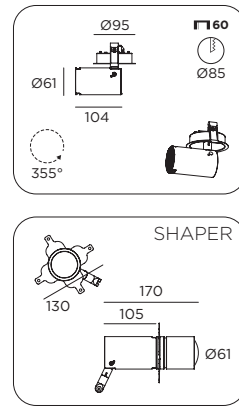
Code

9G 076



Antiglare honeycomb lens. It can be installed on the rear side of the standard projector ring

SPOT REVO Medium semi-recessed

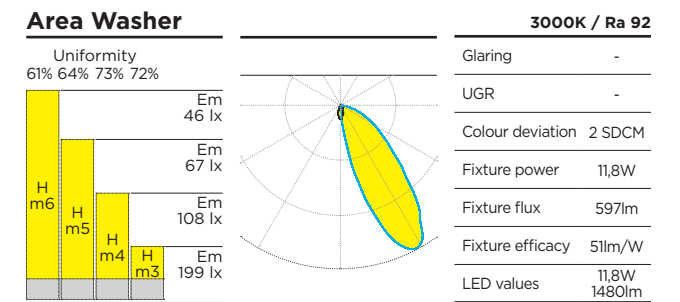
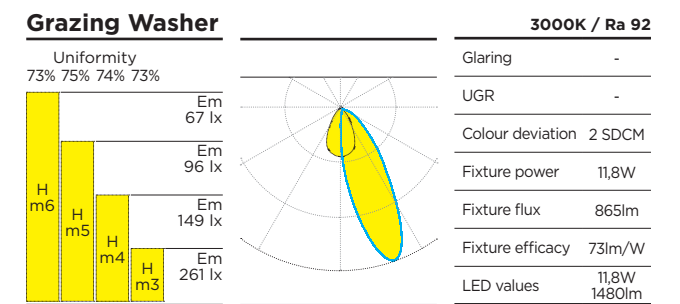
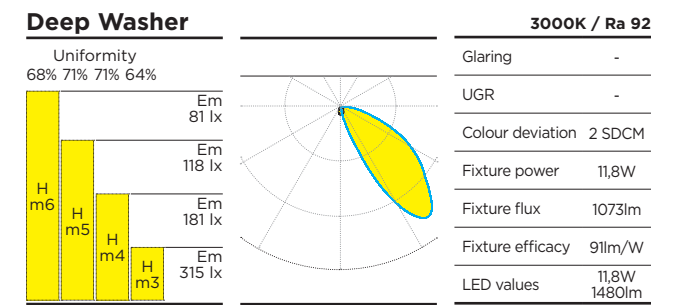
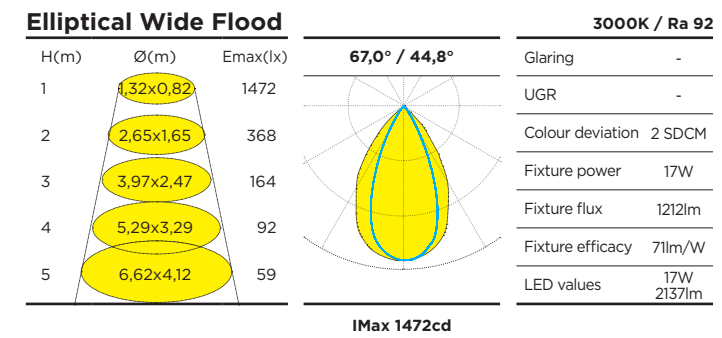
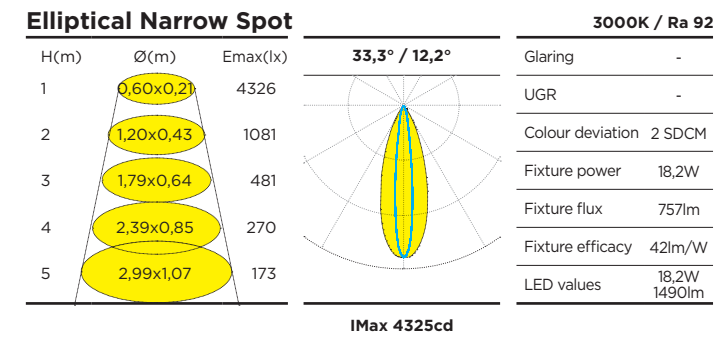
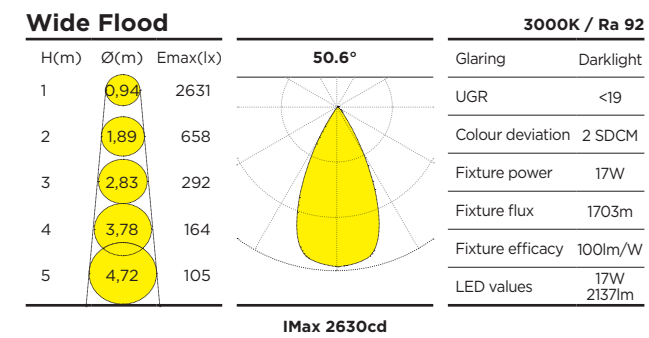
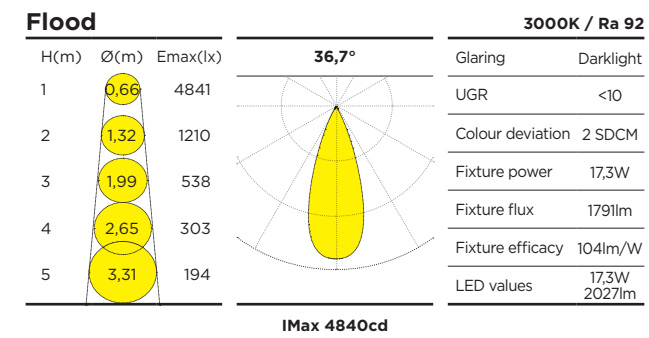
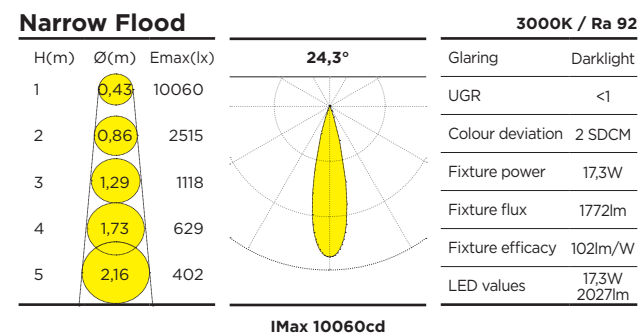
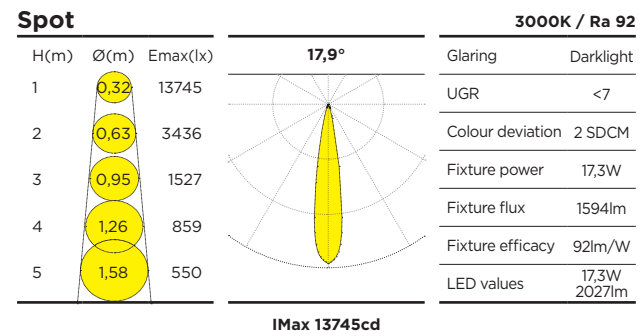
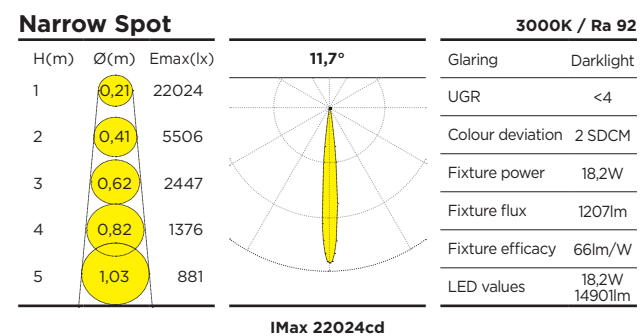
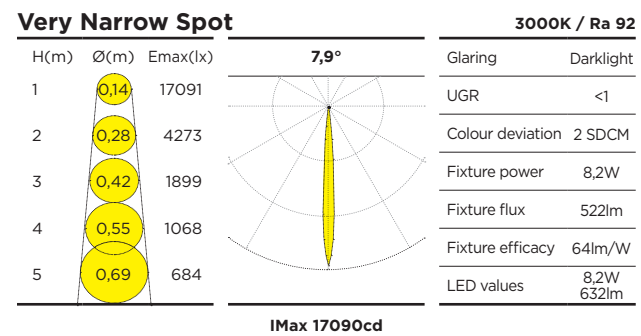


The Medium version offers 6 symmetrical beam options from 8° to 50°, three asymmetrical wall-washer: Grazing, Area, Deep, two elliptical versions EN and EW and a shaper.

The numerous accessories in the range are designed with a fastening system with overlapping elements allowing a differentiated and specific optical configuration.

High colour rendering, UGR coefficient <10 and compliance with the DARK lighting parameters, are completed by the quality of the 2 SDCM light source and by the particular cleanliness of the beam projection.

The full compatibility with the most common control systems make Museo Revo Medium the perfect tool in contexts where the value of the source is determined by a very high performance quality and by the minimum physical and visual intrusiveness.



SPOT REVO Medium semi-recessed

SPOT REVO Medium semi-recessed

386		54								
Cod.	Version	Kg	Control	Finish	CRI - CCT	Optic				
386	80	MEDIUM	0,59	54	REMOTE	WT ○ matt white txt /9227 92 - 2700K	VN Very Narrow Spot 8,2W			
						BT ● matt black txt /9230 92 - 3000K	NS Narrow Spot 18,2W			
						CG ● concrete grey /9240 92 - 4000K	EN Elliptical Narrow Spot 18,2W			
						CT ● copper txt /9827 98 - 2700K	SP Spot 17,3W			
						MB ● mud brown /9830 98 - 3000K	NF Narrow Flood 17,3W			
						GT ● gold txt /9840 98 - 4000K	FL Flood 17,3W			
							WF Wide Flood 17W			
							EW Elliptical Wide Flood 17W			
							GWW Grazing Washer 11,8W			
							AWW Area Washer 11,8W			
							DWW Deep Washer 11,8W			
							SAG Shaper 17,9W			

Compatibility optics / accessory								
VN	N	H	P	D	E	S	V	
NS	N	H	P	D	-	S	V	
EN	N	-	P	-	-	-	V	
SP	N	H	P	D	E	S	V	
NF	N	H	P	D	E	S	V	
FL	N	H	P	D	E	S	V	
WF	N	H	P	D	-	S	V	
EW	N	-	P	-	-	-	V	
GWW	N	-	-	-	-	-	-	
AWW	N	-	-	-	-	-	-	
DWW	N	-	-	-	-	-	-	
SAG	N	-	-	-	-	-	-	

In the Medium, Compact and Max versions it is possible to mount a maximum of 3 accessories at the same time
 one of choice between **H**
 one of choice between **P / D / E**
 one of choice between **S / V**

Power supplies for VN (700mA)

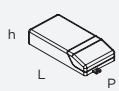
Code	Control	LxPxh	Version	Voltage	Frequency
9D070009AL	ON/OFF	39x75,3x22,2	9W	220/240V	50/60Hz
9DM008DDTC	DALI	52x120x22	20W	220/240V	50/60Hz
9DM011DATC	1-10V	52x120x22	20W	220/240V	50/60Hz
9DM011DATC	Push	52x120x22	20W	220/240V	50/60Hz
9DM064CASTC*	CASAMBI	79x124x22	50W	220/240V	50/60Hz
9DM048TFTC	PHASE CUT	52x120x22	20W	220/240V	50/60Hz

Power supplies for NS (900mA)

Code	Control	LxPxh	Version	Voltage	Frequency
9DM071TC	ON/OFF	43,5x146,5x22	38W	220/240V	50/60Hz
9DM068DDTC	DALI	44x146,5x30	38W	220/240V	50/60Hz
9DM011DATC	1-10V	52x120x22	20W	220/240V	50/60Hz
9DM011DATC	Push	52x120x22	20W	220/240V	50/60Hz
9DM053CASTC*	CASAMBI	79x124x22	47W	220/240V	50/60Hz
9DM048TFTC	PHASE CUT	52x120x22	20W	220/240V	50/60Hz

* Caution does not pass through the installation hole

- Accessories**
- N** No accessories
 - H** Honeycomb
 - P** Protective glass
 - D** Diffuser glass
 - E** Elliptical lens
 - S** Snoot
 - V** Visor



Power supplies for SP/NF/FL (500mA)

Code	Control	LxPxh	Version	Voltage	Frequency
9DM061AL	ON/OFF	38x125x23	20W	220/240V	50/60Hz
9DM008DDTC	DALI	52x120x22	20W	220/240V	50/60Hz
9DM011DATC	1-10V	52x120x22	20W	220/240V	50/60Hz
9DM011DATC	Push	52x120x22	20W	220/240V	50/60Hz
9DM053CASTC*	CASAMBI	79x124x22	26W	220/240V	50/60Hz
9DM048TFTC	PHASE CUT	52x120x22	20W	220/240V	50/60Hz

Power supplies for WF (500mA)

Code	Control	LxPxh	Version	Voltage	Frequency
9DM061AL	ON/OFF	38x125x23	20W	220/240V	50/60Hz
9DM008DDTC	DALI	52x120x22	20W	220/240V	50/60Hz
9DM011DATC	1-10V	52x120x22	20W	220/240V	50/60Hz
9DM011DATC	Push	52x120x22	20W	220/240V	50/60Hz
9DM053CASTC*	CASAMBI	79x124x22	26W	220/240V	50/60Hz
9DM048TFTC	PHASE CUT	52x120x22	20W	220/240V	50/60Hz

Power supplies for GW (350mA) / AWW (350mA) / DWW (350mA)



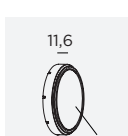


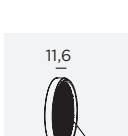
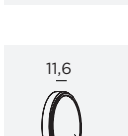
Code	Control	LxPxh	Version	Voltage	Frequency
9DM061AL	ON/OFF	38x125x23	14,7W	220/240V	50/60Hz
9DM008DDTC	DALI	52x120x22	15W	220/240V	50/60Hz
9DM011DATC	1-10V	52x120x22	15W	220/240V	50/60Hz
9DM011DATC	Push	52x120x22	15W	220/240V	50/60Hz
9DM053CASTC*	CASAMBI	79x124x22	18W	220/240V	50/60Hz
9DM048TFTC	PHASE CUT	52x120x22	17W	220/240V	50/60Hz

Power supplies for SAG (1050mA)

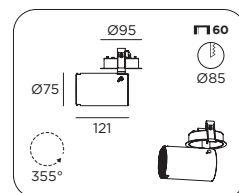
Code	Control	LxPxh	Version	Voltage	Frequency
9D105022TC	ON/OFF	38x130x28	22W	220/240	50/60Hz
9D105020DDEL	DALI	42,5x151x28	20W	220/240V	50/60Hz
9D105020DAEL	1-10V	42,5x151x28	20W	220/240V	50/60Hz
9D105020DDEL	Push	42,5x151x28	20W	220/240V	50/60Hz
9DM053CASTC*	CASAMBI	79x124x22	50W	220/240V	50/60Hz
9DM059TFTC*	PHASE CUT	83x173,5x35	45W	220/240V	50/60Hz

* Caution does not pass through the installation hole

SPOT REVO Medium semi-recessed accessories

<p>Primary ring</p> <p>Code</p> <p>9G085</p>  <p>Primary ring that enables the housing of any accessory to be fixed on the front of the standard ring. A primary ring is always necessary for fixing one or more overlapping accessories.</p>	<p>Visor</p> <p>Code</p> <p>9G079</p>  <p>Partial rotatable visor, to assist with the shielding of any directional glare. Each accessory or group of accessories requires only one primary ring nut for installation on the optical compartment.</p>
<p>Elliptical lens</p> <p>Code</p> <p>9G082</p>  <p>Rotatable lens to allow the elliptical deformation of the beam amplitude and variable illuminated characteristics, co-dependant on the chosen optical combination. Each accessory or group of accessories requires only one primary ring nut for installation on the optical compartment.</p>	<p>Snoot</p> <p>Code</p> <p>9G080</p>  <p>Omnidirectional glare reducer, to assist in shielding any radial glare disturbances. Each accessory or group of accessories requires only one primary ring nut for installation on the optical compartment.</p>
<p>Diffuser lens</p> <p>Code</p> <p>9G083</p>  <p>Specific lens to obtain a more diffused projection. Each accessory or group of accessories requires only one primary ring nut for installation on the optical compartment.</p>	<p>Honeycomb louvre</p> <p>Code</p> <p>9G084</p>  <p>Honeycomb glare lens gives further protection from radial glare disturbances. Each accessory or group of accessories requires only one primary ring nut for installation on the optical compartment.</p>
	<p>Protective Glass</p> <p>Code</p> <p>9G081</p>  <p>Additional shielding useful to prevent the accumulation of dust and residues in the optical compartment when the luminaire is used for indirect applications.</p>

SPOT REVO Compact semi-recessed

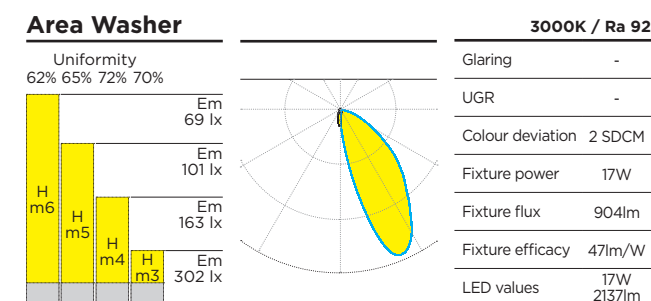
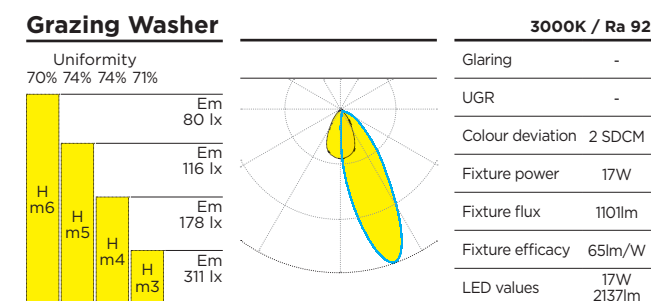
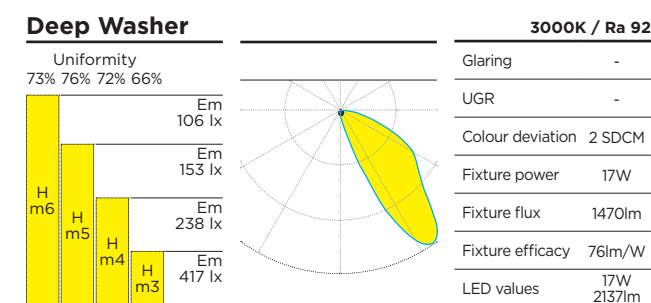
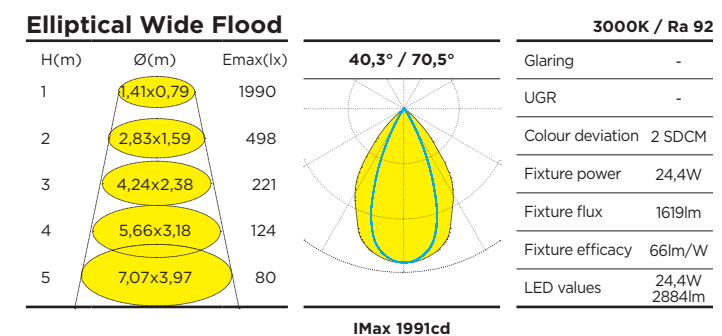
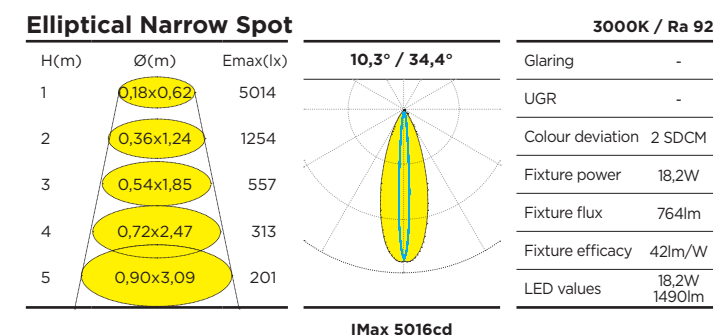
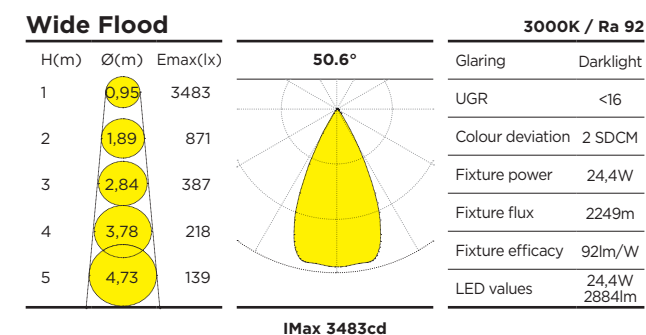
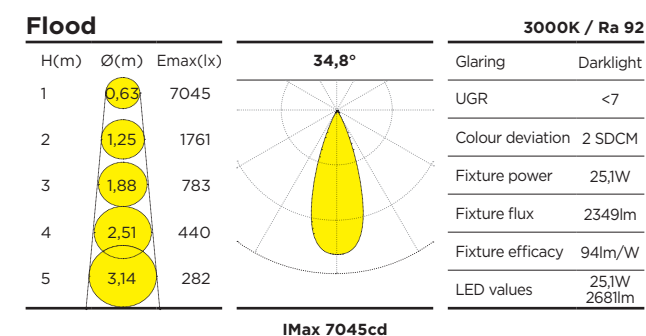
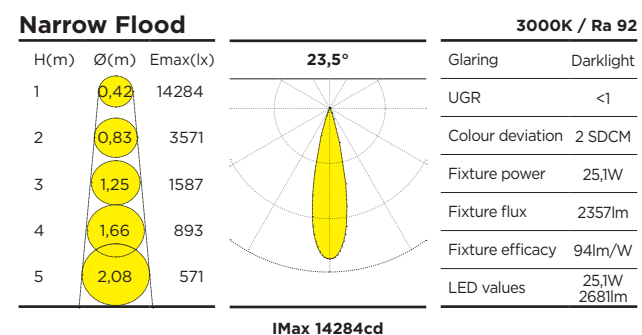
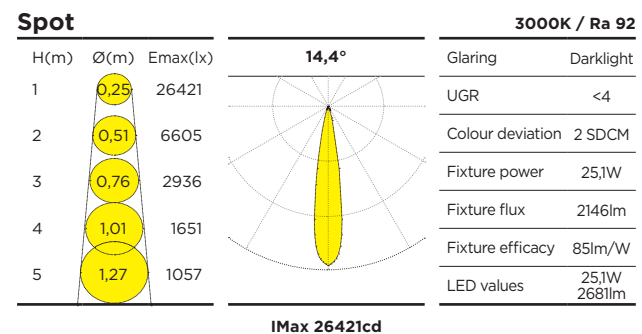
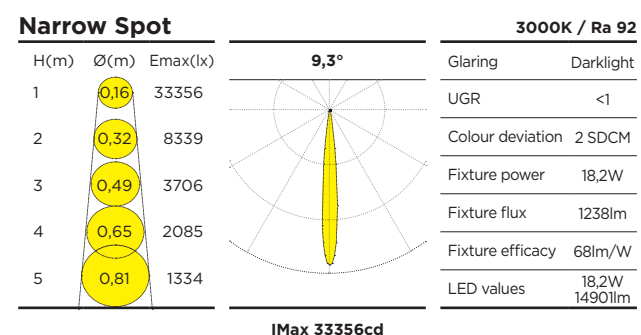
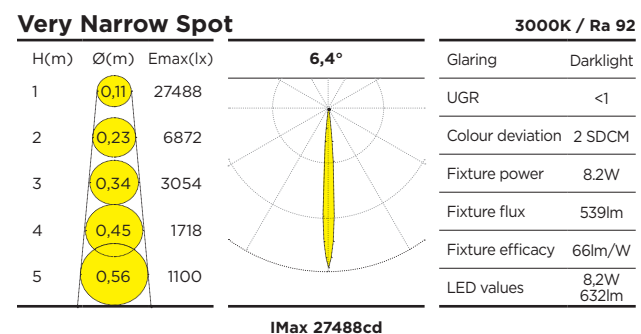


The Compact version offers six beam options from 6° to 50°, three asymmetrical wall-washer: Grazing, Area, Deep and two elliptical versions EN and EW.

The numerous accessories in the range are designed with a fastening system with overlapping elements allowing a differentiated and specific optical configuration.

High colour rendering, medium UGR coefficient <10 and compliance with the DARK lighting parameters, are completed by the quality of the 2 SDCM light source and by the particular cleanliness of the beam projection.

The full compatibility with the most common control systems make Spot Revo Compact the perfect tool in contexts where the value of the source is determined by a very high performance quality and by the minimum physical and visual intrusiveness.



SPOT REVO Compact semi-recessed

SPOT REVO Compact semi-recessed

Cod.	Version	Kg	Control	Finish	CRI - CCT
387	80	0,85	54	WT	/9227
				BT	/9230
				CG	/9240
				CT	/9827
				MB	/9830
				GT	/9840

Optic	Accessories
VN Very Narrow Spot 8,2W	N No accessories
NS Narrow Spot 18,2W	H Honeycomb
EN Elliptical Narrow Spot 18,2W	P Protective glass
SP Spot 25,1W	D Diffuser glass
NF Narrow Flood 25,1W	E Elliptical lens
FL Flood 25,1W	S Snoot
WF Wide Flood 24,4W	V Visor
EW Elliptical Wide Flood 24,4W	
GWW Grazing Washer 17W	
AWW Area Washer 17W	
DWW Deep Washer 17W	

Compatibility optics / accessory								
VN	N	H	P	D	E	S	V	
NS	N	H	P	D	-	S	V	
EN	N	-	P	-	-	-	V	
SP	N	H	P	D	E	S	V	
NF	N	H	P	D	E	S	V	
FL	N	H	P	D	E	S	V	
WF	N	H	P	D	-	S	V	
EW	N	-	P	-	-	-	V	
GWW	N	-	-	-	-	-	-	
AWW	N	-	-	-	-	-	-	
DWW	N	-	-	-	-	-	-	

In the Medium, Compact and Max versions it is possible to mount a maximum of 3 accessories at the same time (see table above)
 one choice between **H**
 one choice between **P / D / E**
 one choice between **S / V**

Power supplies for VN (700mA)

Code	Control	LxPxh	Version	Voltage	Frequency
9DM07009AL	ON/OFF	39x75,3x22,2	9W	220/240V	50/60Hz
9DM008DDTC	DALI	52x120x22	20W	220/240V	50/60Hz
9DM011DATC	1-10V	52x120x22	20W	220/240V	50/60Hz
9DM011DATC	Push	52x120x22	20W	220/240V	50/60Hz
9DM064CASTC*	CASAMBI	79x124x22	50W	220/240V	50/60Hz
9DM048TFTC	PHASE CUT	52x120x22	20W	220/240V	50/60Hz

Power supplies for NS (900mA)

Code	Control	LxPxh	Version	Voltage	Frequency
9DM071TC	ON/OFF	45x146,5x22	38W	220/240V	50/60Hz
9DM068DDTC	DALI	44x146,5x30	38W	220/240V	50/60Hz
9DM011DATC	1-10V	52x120x22	20W	220/240V	50/60Hz
9DM011DATC	Push	52x120x22	20W	220/240V	50/60Hz
9DM053CASTC*	CASAMBI	79x124x22	47W	220/240V	50/60Hz
9DM048TFTC	PHASE CUT	52x120x22	20W	220/240V	50/60Hz

* Caution does not pass through the installation hole

Power supplies for SP/NF/FL (700mA)

Code	Control	LxPxh	Version	Voltage	Frequency
9DM071TC	ON/OFF	43,5x146,5x22	31W	220/240V	50/60Hz
9DM007DDTC	DALI	67x103x21	32W	220/240V	50/60Hz
9DM028DATC	1-10V	67x103x21	32W	220/240V	50/60Hz
9DM028DATC	Push	67x103x21	32W	220/240V	50/60Hz
9DM053CASTC*	CASAMBI	79x124x22	37W	220/240V	50/60Hz
9DM012TFTC	PHASE CUT	46x166x34	32W	220/240V	50/60Hz

Power supplies for WF (700mA)

Code	Control	LxPxh	Version	Voltage	Frequency
9DM071TC	ON/OFF	43,5x146,5x22	31W	220/240V	50/60Hz
9DM007DDTC	DALI	67x103x21	32W	220/240V	50/60Hz
9DM028DATC	1-10V	67x103x21	32W	220/240V	50/60Hz
9DM028DATC	Push	67x103x21	32W	220/240V	50/60Hz
9DM053CASTC*	CASAMBI	79x124x22	37W	220/240V	50/60Hz
9DM012TFTC	PHASE CUT	46x166x34	32W	220/240V	50/60Hz

Power supplies for GW (500mA) / AWW (500mA) / DWW (500mA)

Code	Control	LxPxh	Version	Voltage	Frequency
9DM061AL	ON/OFF	38x125x23	20W	220/240V	50/60Hz
9DM008DDTC	DALI	52x120x22	20W	220/240V	50/60Hz
9DM011DATC	1-10V	52x120x22	20W	220/240V	50/60Hz
9DM011DATC	Push	52x120x22	20W	220/240V	50/60Hz
9DM053CASTC*	CASAMBI	79x124x22	26W	220/240V	50/60Hz
9DM048TFTC	PHASE CUT	52x120x22	20W	220/240V	50/60Hz

* Caution does not pass through the installation hole

SPOT REVO Compact semi-recessed accessories

Primary ring

Code



Primary ring that enables the housing of any accessory to be fixed on the front of the standard ring.
A primary ring is always necessary for fixing one or more overlapping accessories.

9G092

Elliptical lens

Code



Rotatable lens to allow the elliptical deformation of the beam amplitude and variable illuminated characteristics, co-dependant on the chosen optical combination.
 Each accessory or group of accessories requires only one primary ring nut for installation on the optical compartment.

9G089

Diffuser lens

Code

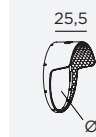


Specific lens to obtain a more diffused projection.
 Each accessory or group of accessories requires only one primary ring nut for installation on the optical compartment.

9G090

Visor

Code



Partial rotatable visor, to assist with the shielding of any directional glare.
 Each accessory or group of accessories requires only one primary ring nut for installation on the optical compartment.

9G086

Snoot

Code



Omnidirectional glare reducer, to assist in shielding any radial glare disturbances.
 Each accessory or group of accessories requires only one primary ring nut for installation on the optical compartment.

9G087

Honeycomb louvre

Code



Honeycomb glare lens gives further protection from radial glare disturbances.
 Each accessory or group of accessories requires only one primary ring nut for installation on the optical compartment.

9G091

Protective Glass

Code



Additional shielding useful to prevent the accumulation of dust and residues in the optical compartment when the luminaire is used for indirect applications.

9G088

PIN REVO



Recessed downlighters with IP54 protection covering the optical compartment, designed to obtain maximum performance in the smallest size, available in fixed, single and multiple square and round versions.

Dedicated to an advanced lighting design, the new Revo optical systems are particularly suitable for environments with very high visual comfort.

Available in three optical dimensions, four rotosymmetrical variants per model, all responding to UGR factors <13.

Pin Revo in all its versions acquires an additional degree of high visual comfort if configured with a black finish.

Equipped with "cross" rotosymmetrical optics, the luminaires are particularly suitable for use in projects where low luminances and photometric capabilities become crucial.



The Pin Revo series boasts a marked performance-size ratio, a minimal design, a wide range of colour combinations but above all it stands out for its precision, cleanliness and uniformity of projection.


The powder-coated aluminum structure offers different finishes, the square and round versions are available in single and multiple Mini and Small models.

The square and multi-optical versions are configured pre-assembled in 3D printed frames, available in black or white.



PIN REVO Summary sheet

PIN REVO Mini



Version	SINGLE	4 HEAD
	TWINS	

Frame	White round	Black round
	White square	Black square

CRI	92	98


Shades of light	2700K	4000K
	3000K	

Light distribution	● Spot	4,5W	● Flood	4,5W
	● Narrow Flood	4,5W	● Wide Flood	4,5W

Control	ON/OFF	CASAMBI
	1-10V	PUSH
	DALI	CUTTING PHASE

Finish	Matt white	Custom colour
	Matt black	Copper txt
	Concrete grey	
	Gold txt	

PIN REVO Small



SINGLE	TWINS
--------	-------

White round	Black round
White square	Black square

92	98
----	----

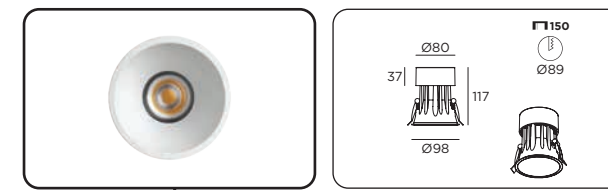
2700K	4000K
3000K	

● Spot	9,2W	● Flood	9,2W
● Narrow Flood	9,2W	● Wide Flood	9,2W

ON/OFF	CASAMBI
1-10V	PUSH
DALI	CUTTING PHASE

Matt white	Custom colour
Matt black	Copper txt
Concrete grey	
Gold txt	

PIN REVO Medium



SINGLE

92	98
----	----


2700K	4000K
3000K	

● Spot	17,3W	● Flood	17,3W
● Narrow Flood	17,3W	● Wide Flood	17W

ON/OFF	CASAMBI
1-10V	PUSH
DALI	CUTTING PHASE

Matt white	Custom colour
Matt black	Copper txt
Concrete grey	
Gold txt	

PIN REVO Compact



SINGLE

92	98
----	----

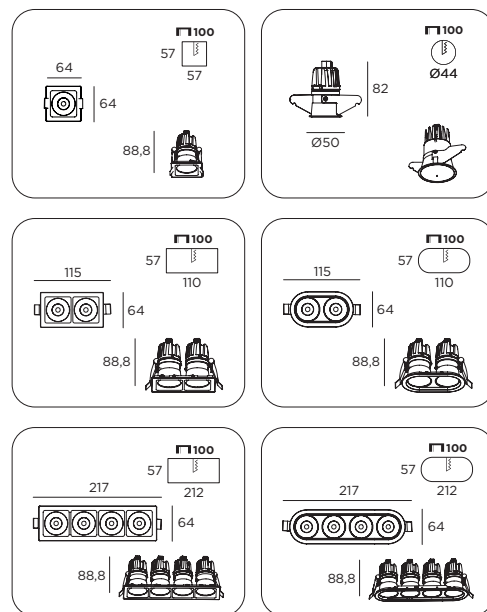
2700K	4000K
3000K	

● Spot	25,1W	● Flood	25,1W
● Narrow Flood	25,1W	● Wide Flood	24,4W

ON/OFF	CASAMBI
1-10V	PUSH
DALI	CUTTING PHASE

Matt white	Custom colour
Matt black	Copper txt
Concrete grey	
Gold txt	

PIN REVO Mini



The Pin Revo Mini version with a diameter of 50mm is available in 18°, 24°, 35°, 48° beams with medium UGR <13 coefficients. Detailing a high colour rendering of CRI 92 & 97, with LED source quality within 2 SDCM.

The cleanliness of the projection and the refined photometric appearance make this family of luminaires the ideal combination between professional performance and graphic minimalism.

Full compatibility with the most popular control systems make Pin Revo Mini the perfect tool in contexts where lighting management and scenography are crucial to the project specification.

All the square versions are configured with 3D frame in white or black.

Versions configured with black finish are defined as **'High Comfort'** as they fully respect the Dark lighting parameters and UGR values <10.

Multi-optic versions are configured with an 3D frame in white or black.

The multi-optical versions allow you to use different beams on the same luminaire.

Spot

						3000K / Ra 92			
						1X	2X	4X	
H(m)	Ø(m)	Emax(lx)	Emax(lx)	Emax(lx)	17,9°	Glaring	-	-	
1	0,32	3205	6410	12820		UGR	<13	<10	
2	0,63	801	1603	3205		Colour deviation	2 SDCM	2 SDCM	
3	0,95	356	712	1424		Fixture power	4,5W	9W	
4	1,26	200	401	810		Fixture flux	430lm	859lm	
5	1,58	128	256	513		Fixture efficacy	95lm/W	95lm/W	
						LED values	4,5W 510lm	9W 1020lm	
							18W 2040lm		
						IMax	3205cd	6410cd	12820cd

Narrow Flood

						3000K / Ra 92			
						1X	2X	4X	
H(m)	Ø(m)	Emax(lx)	Emax(lx)	Emax(lx)	24,2°	Glaring	-	-	
1	0,43	1966	3931	7862		UGR	<13	<13	
2	0,86	491	983	1966		Colour deviation	2 SDCM	2 SDCM	
3	1,29	218	437	874		Fixture power	4,5W	9W	
4	1,72	123	246	491		Fixture flux	430lm	861lm	
5	2,15	79	157	314		Fixture efficacy	96lm/W	96lm/W	
						LED values	4,5W 510lm	9W 1020lm	
							18W 2040lm		
						IMax	1966cd	3931cd	7862cd

Flood

						3000K / Ra 92			
						1X	2X	4X	
H(m)	Ø(m)	Emax(lx)	Emax(lx)	Emax(lx)	34,9°	Glaring	-	-	
1	0,63	1086	2172	4344		UGR	<13	<13	
2	1,26	272	543	1086		Colour deviation	2 SDCM	2 SDCM	
3	1,89	121	241	483		Fixture power	4,5W	9W	
4	2,52	68	136	272		Fixture flux	414lm	827lm	
5	3,14	43	87	174		Fixture efficacy	92lm/W	92lm/W	
						LED values	4,5W 510lm	9W 1020lm	
							18W 2040lm		
						IMax	1086cd	2172cd	4344cd

Wide Flood

						3000K / Ra 92			
						1X	2X	4X	
H(m)	Ø(m)	Emax(lx)	Emax(lx)	Emax(lx)	48°	Glaring	-	-	
1	0,89	575	1151	2301		UGR	<19	<19	
2	1,78	144	288	575		Colour deviation	2 SDCM	2 SDCM	
3	2,67	64	128	256		Fixture power	4,5W	9W	
4	3,57	36	72	144		Fixture flux	387lm	774lm	
5	4,46	23	46	92		Fixture efficacy	86lm/W	86lm/W	
						LED values	4,5W 510lm	9W 1020lm	
							18W 2040lm		
						IMax	575cd	1151cd	2301cd

Spot / black HIGH COMFORT

						3000K / Ra 92			
						1X	2X	4X	
H(m)	Ø(m)	Emax(lx)	Emax(lx)	Emax(lx)	18,6°	Glaring	Darklight	Darklight	
1	0,33	3062	6123	12246		UGR	<4	<4	
2	0,66	765	1531	3062		Colour deviation	2 SDCM	2 SDCM	
3	0,98	340	680	1361		Fixture power	4,5W	9W	
4	1,31	191	383	765		Fixture flux	410lm	820lm	
5	1,64	122	245	490		Fixture efficacy	91lm/W	91lm/W	
						LED values	4,5W 510lm	9W 1020lm	
							18W 2040lm		
						IMax	3062cd	6123cd	12246cd

PIN REVO Mini

Narrow Flood / black HIGH COMFORT 3000K / Ra 92

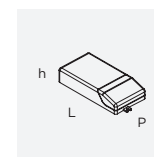
		1X	2X	4X				
H(m)	Ø(m)	E _{max} (lx)	E _{max} (lx)	E _{max} (lx)	1X	2X	4X	
1	0,43	1983	3965	7931	24,3°	Glaring	Darklight	Darklight
2	0,86	496	991	1983		UGR	<7	<4
3	1,29	220	441	881		Colour deviation	2 SDCM	2 SDCM
4	1,72	124	248	496		Fixture power	4,5W	9W
5	2,15	79	159	317		Fixture flux	413lm	825lm
						Fixture efficacy	92lm/W	92lm/W
						LED values	4,5W 510lm	9W 1020lm
							18W 2040lm	
					IMax		1983cd	3965cd
							7931cd	

Flood / black HIGH COMFORT 3000K / Ra 92

		1X	2X	4X				
H(m)	Ø(m)	E _{max} (lx)	E _{max} (lx)	E _{max} (lx)	1X	2X	4X	
1	0,70	914	1827	3654	38,4°	Glaring	Darklight	Darklight
2	1,39	228	457	914		UGR	<13	<10
3	2,09	102	203	406		Colour deviation	2 SDCM	2 SDCM
4	2,78	57	114	228		Fixture power	4,5W	9W
5	3,48	37	73	146		Fixture flux	384lm	769lm
						Fixture efficacy	85lm/W	85lm/W
						LED values	4,5W 510lm	9W 1020lm
							18W 2040lm	
					IMax		914cd	1827cd
							3654cd	

Wide Flood / black HIGH COMFORT 3000K / Ra 92

		1X	2X	4X				
H(m)	Ø(m)	E _{max} (lx)	E _{max} (lx)	E _{max} (lx)	1X	2X	4X	
1	0,91	568	1135	2271	48,9°	Glaring	Darklight	Darklight
2	1,82	142	284	568		UGR	<19	<16
3	2,73	63	126	252		Colour deviation	2 SDCM	2 SDCM
4	3,63	35	71	142		Fixture power	4,5W	9W
5	4,54	23	45	91		Fixture flux	372lm	744lm
						Fixture efficacy	83lm/W	83lm/W
						LED values	4,5W 510lm	9W 1020lm
							18W 2040lm	
					IMax		568cd	1135cd
							2271cd	



PIN REVO Mini

Cod.	Versione	Kg	Control	Finish	CRI - CCT
122	80	MINI 1 X white round	0,11	54 REMOTE	WH ○ matt white /9227 92 - 2700K
	81	MINI 2 X white round	0,27		BK ● matt black /9230 92 - 3000K
	83	MINI 4 X white round	0,52		CG ● concrete grey /9240 92 - 4000K
	85	MINI 1 X white square	0,11		CT ● copper txt /9827 98 - 2700K
	86	MINI 2 X white square	0,27		GT ● gold txt /9830 98 - 3000K
	88	MINI 4 X white square	0,52		/9840 98 - 4000K
	8B	MINI 2 X black round	0,27		
	8D	MINI 4 X black square	0,52		
	8F	MINI 1 X black square	0,11		
	8G	MINI 2 X black square	0,27		
	8L	MINI 4 X black square	0,52		

Optic 1		Optic 2		Optic 3		Optic 4	
SP	Spot 4,5W	/SP	Spot 4,5W	/SP	Spot 4,5W	/SP	Spot 4,5W
NF	Narrow flood 4,5W	/NF	Narrow flood 4,5W	/NF	Narrow flood 4,5W	/NF	Narrow flood 4,5W
FL	Flood 4,5W	/FL	Flood 4,5W	/FL	Flood 4,5W	/FL	Flood 4,5W
WF	Wide Flood 4,5W	/WF	Wide Flood 4,5W	/WF	Wide Flood 4,5W	/WF	Wide Flood 4,5W

Single head power supplies SP/NF/FL/WF (500mA)

Code	Control	LxPxh	Version	Voltage	Frequency
9D050010AL	ON/OFF	39x75,3x22,2	10W	220/240V	50/60Hz
9DM008DDTC	DALI	52x120x22	20W	220/240V	50/60Hz
9DM011DATC	1-10V	52x120x22	20W	220/240V	50/60Hz
9DM011DATC	Push	52x120x22	20W	220/240V	50/60Hz
9DM064CASTC*	CASAMBI	79x124x22	35W	220/240V	50/60Hz
9DM048TFTC	PHASE CUT	52x120x22	20W	220/240V	50/60Hz

* Caution does not pass through the installation hole

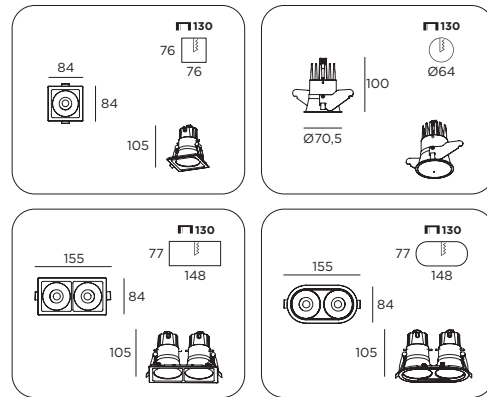
Twin head power supplies SP/NF/FL/WF (500mA)

Code	Control	LxPxh	Version	Voltage	Frequency
9D050010AL	ON/OFF	39x75,3x22,2	10W	220/240V	50/60Hz
9DM008DDTC	DALI	52x120x22	20W	220/240V	50/60Hz
9DM011DATC	1-10V	52x120x22	20W	220/240V	50/60Hz
9DM011DATC	Push	52x120x22	20W	220/240V	50/60Hz
9DM053CASTC	CASAMBI	79x124x22	26W	220/240V	50/60Hz
9DM048TFTC	PHASE CUT	52x120x22	20W	220/240V	50/60Hz

Quad head Power supplies SP/NF/FL/WF (500mA)

Code	Control	LxPxh	Version	Voltage	Frequency
9DM061AL	ON/OFF	38x125x23	20W	220/240V	50/60Hz
9DM008DDTC	DALI	52x120x22	20W	220/240V	50/60Hz
9DM011DATC	1-10V	52x120x22	20W	220/240V	50/60Hz
9DM011DATC	Push	52x120x22	20W	220/240V	50/60Hz
9DM053CASTC	CASAMBI	79x124x22	26W	220/240V	50/60Hz
9DM048TFTC	PHASE CUT	52x120x22	20W	220/240V	50/60Hz

PIN REVO Small



The Pin Revo small version with a diameter of 70mm is available in 7°, 24°, 36°, 55° beams with medium UGR <13 coefficients. Detailing a high colour rendering of CRI 92 & 97, with LED source quality within 2 SDCM.

The cleanliness of the projection and the refined photometric appearance make this family of luminaires the ideal combination between professional performance and graphic minimalism.

Full compatibility with the most popular control systems make Pin Revo Mini the perfect tool in contexts where lighting management and scenography are crucial to the project specification.

All the square versions are configured with 3D frame in white or black.

Versions configured with black finish are defined as **'High Comfort'** as they fully respect the Dark lighting parameters and UGR values <10.

Multi-optic versions are configured with an 3D frame in white or black.

The multi-optical versions allow you to use different beams on the same luminaire.

Spot		3000K / Ra 92				
		1X	2X			
H(m)	Ø(m)	Emax(lx)	Emax(lx)	1X	2X	
1	0,30	6604	13209	-	-	
2	0,60	1651	3302	<10	<10	
3	0,89	734	1468	2 SDCM	2 SDCM	
4	1,19	413	826	9,2W	18,4W	
5	1,49	264	528	732lm	1464lm	
				80lm/W	80lm/W	
				9,2W	18,4W	
				950lm	1900lm	
				6604cd	13209cd	

Narrow Flood		3000K / Ra 92				
		1X	2X			
H(m)	Ø(m)	Emax(lx)	Emax(lx)	1X	2X	
1	0,42	4409	8817	-	-	
2	0,84	1102	2204	<7	<7	
3	1,27	490	980	2 SDCM	2 SDCM	
4	1,69	276	551	9,2W	18,4W	
5	2,11	176	353	804lm	1608lm	
				87lm/W	87lm/W	
				9,2W	18,4W	
				950lm	1900lm	
				4409cd	8817cd	

Flood		3000K / Ra 92				
		1X	2X			
H(m)	Ø(m)	Emax(lx)	Emax(lx)	1X	2X	
1	0,65	2207	4414	-	-	
2	1,30	552	1104	<10	<7	
3	1,95	245	490	2 SDCM	2 SDCM	
4	2,60	138	276	9,2W	18,4W	
5	3,25	88	177	803lm	1607lm	
				87lm/W	87lm/W	
				9,2W	18,4W	
				950lm	1900lm	
				2207cd	4414cd	

Wide Flood		3000K / Ra 92				
		1X	2X			
H(m)	Ø(m)	Emax(lx)	Emax(lx)	1X	2X	
1	1,04	1177	2353	-	-	
2	2,07	294	588	<19	<16	
3	3,11	131	261	2 SDCM	2 SDCM	
4	4,14	74	147	8,5W	16,9W	
5	5,18	47	94	905lm	1809lm	
				107lm/W	107lm/W	
				8,5W	16,9W	
				118lm	2236lm	
				1177cd	2353cd	

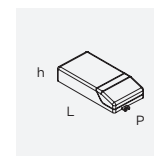
Spot / black HIGH COMFORT		3000K / Ra 92				
		1X	2X			
H(m)	Ø(m)	Emax(lx)	Emax(lx)	1X	2X	
1	0,30	6562	13124	Darklight	Darklight	
2	0,60	1641	3281	<4	<4	
3	0,90	729	1458	2 SDCM	2 SDCM	
4	1,20	410	820	9,2W	18,4W	
5	1,50	262	525	704lm	1408lm	
				77lm/W	77lm/W	
				9,2W	18,4W	
				950lm	1900lm	
				6562cd	13124cd	

Narrow Flood / black HIGH COMFORT		3000K / Ra 92				
		1X	2X			
H(m)	Ø(m)	Emax(lx)	Emax(lx)	1X	2X	
1	0,42	4368	8736	Darklight	Darklight	
2	0,84	1092	2184	<1	<1	
3	1,26	485	971	2 SDCM	2 SDCM	
4	1,68	273	546	9,2W	18,4W	
5	2,10	175	349	781lm	1562lm	
				85lm/W	85lm/W	
				9,2W	18,4W	
				950lm	1900lm	
				4368cd	8736cd	

PIN REVO Small

Flood / black HIGH COMFORT				3000K / Ra 92		
1X		2X				
H(m)	Ø(m)	E _{max} (lx)	E _{max} (lx)	36,1°		
1	0,65	2185	4369	Glaring	Darklight	Darklight
2	1,30	546	1092	UGR	<4	<4
3	1,95	243	485	Colour deviation	2 SDCM	2 SDCM
4	2,60	137	273	Fixture power	9,2W	18,4W
5	3,26	87	175	Fixture flux	782lm	1564lm
				Fixture efficacy	85lm/W	85lm/W
				LED values	9,2W 950lm	18,4W 1900lm
				IMax	2185cd	4369cd

Wide Flood / black HIGH COMFORT				3000K / Ra 92		
1X		2X				
H(m)	Ø(m)	E _{max} (lx)	E _{max} (lx)	54,9°		
1	1,04	1143	2286	Glaring	Darklight	Darklight
2	2,08	286	572	UGR	<16	<16
3	3,12	127	254	Colour deviation	2 SDCM	2 SDCM
4	4,16	71	143	Fixture power	8,5W	16,9W
5	5,19	46	91	Fixture flux	861lm	1723lm
				Fixture efficacy	102lm/W	102lm/W
				LED values	8,5W 118lm	16,9W 2236lm
				IMax	1145cd	2290cd



Single head power supplies SP/NF/FL (500mA)

Code	Control	LxPxh	Version	Voltage	Frequency
9D050010AL	ON/OFF	39x75,3x22,2	10W	220/240V	50/60Hz
9DM008DDTC	DALI	52x120x22	20W	220/240V	50/60Hz
9DM011DATC	1-10V	52x120x22	20W	220/240V	50/60Hz
9DM011DATC	Push	52x120x22	20W	220/240V	50/60Hz
9DM053CASTC*	CASAMBI	79x124x22	26W	220/240V	50/60Hz
9DM048TFTC	PHASE CUT	52x120x22	20W	220/240V	50/60Hz

Single head power supplies WF (500mA)

Code	Control	LxPxh	Version	Voltage	Frequency
9D050010AL	ON/OFF	39x75,3x22,2	10W	220/240V	50/60Hz
9DM008DDTC	DALI	52x120x22	20W	220/240V	50/60Hz
9DM011DATC	1-10V	52x120x22	20W	220/240V	50/60Hz
9DM011DATC	Push	52x120x22	20W	220/240V	50/60Hz
9DM053CASTC*	CASAMBI	79x124x22	26W	220/240V	50/60Hz
9DM048TFTC	PHASE CUT	52x120x22	20W	220/240V	50/60Hz

* Caution does not pass through the installation hole

Double head power supplies SP/NF/FL (500mA)

Code	Control	LxPxh	Version	Voltage	Frequency
9DM061AL	ON/OFF	38x125x23	20W	220/240V	50/60Hz
9DM008DDTC	DALI	52x120x22	20W	220/240V	50/60Hz
9DM011DATC	1-10V	52x120x22	20W	220/240V	50/60Hz
9DM011DATC	Push	52x120x22	20W	220/240V	50/60Hz
9DM053CASTC	CASAMBI	79x124x22	26W	220/240V	50/60Hz
9DM048TFTC	PHASE CUT	52x120x22	20W	220/240V	50/60Hz

Twin head power supplies WF (500mA)

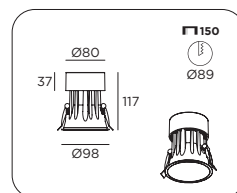
Code	Control	LxPxh	Version	Voltage	Frequency
9DM061AL	ON/OFF	38x125x23	20W	220/240V	50/60Hz
9DM008DDTC	DALI	52x120x22	20W	220/240V	50/60Hz
9DM011DATC	1-10V	52x120x22	20W	220/240V	50/60Hz
9DM011DATC	Push	52x120x22	20W	220/240V	50/60Hz
9DM053CASTC	CASAMBI	79x124x22	26W	220/240V	50/60Hz
9DM048TFTC	PHASE CUT	52x120x22	20W	220/240V	50/60Hz

PIN REVO Small

123							
Cod.	Version	Kg	Control	Finish	CRI - CCT		
123	80	SMALL 1 X white round	0,19	54 REMOTE	WH ○ matt white	/9227	92 - 2700K
	81	SMALL 2 X white round	0,41		BK ● matt black	/9230	92 - 3000K
	85	SMALL 1 X white square	0,19		CG ● concrete grey	/9240	92 - 4000K
	86	SMALL 2 X white square	0,41		CT ● copper txt	/9827	98 - 2700K
	88	SMALL 2 X black round	0,41		GT ● gold txt	/9830	98 - 3000K
	8F	SMALL 1 X black square	0,19			/9840	98 - 4000K
	8G	SMALL 2 X black square	0,41				

Optic 1		Optica 2	
SP	Spot	9,2W	/SP Spot 9,2W
NF	Narrow flood	9,2W	/NF Narrow flood 9,2W
FL	Flood	9,2W	/FL Flood 9,2W
WF	Wide flood	9,2W	/WF Wide flood 9,2W

PIN REVO Medium

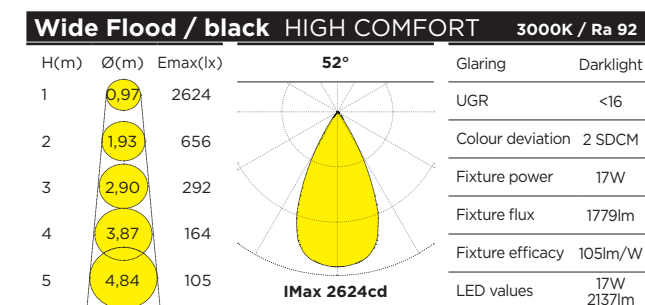
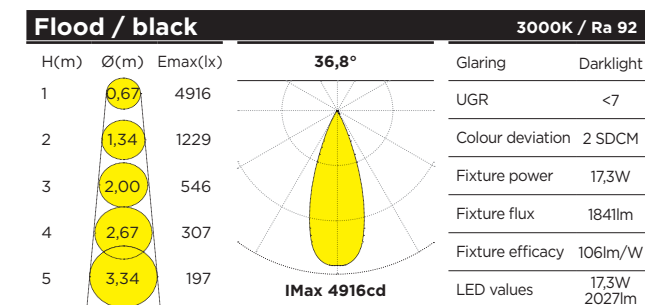
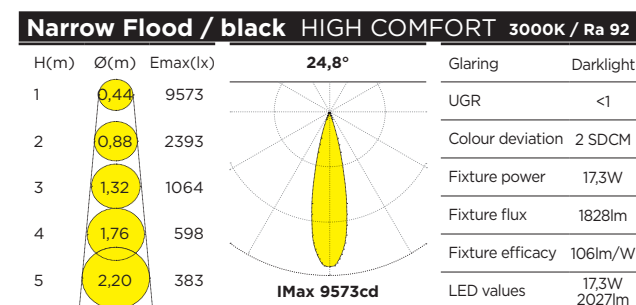
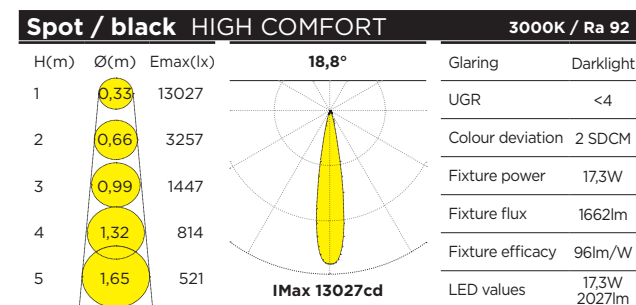
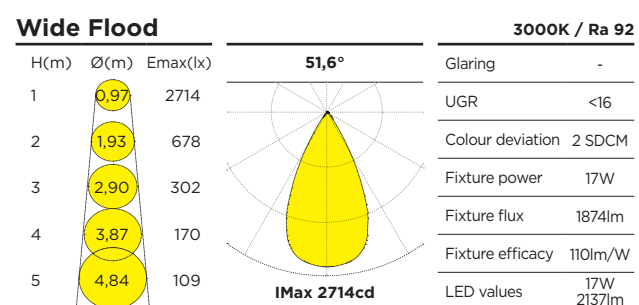
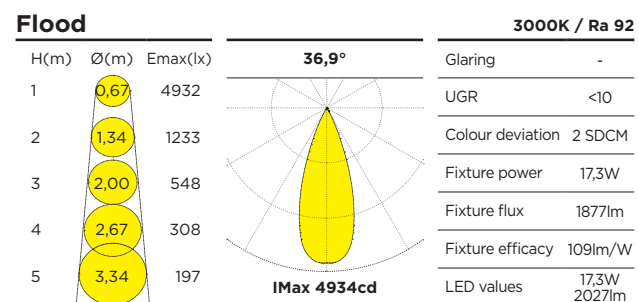
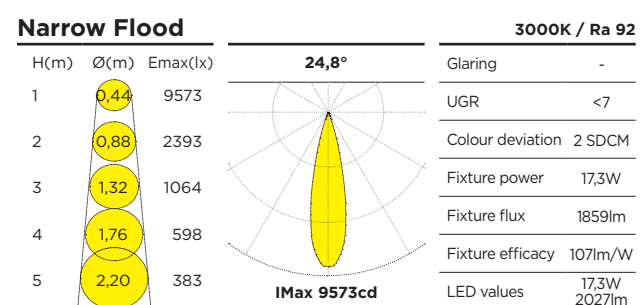
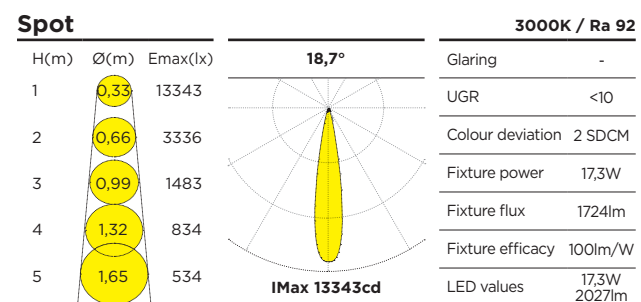


The Pin Revo medium version with a diameter of 100mm is available in 19°, 25°, 37°, 52° beams with medium UGR <13 coefficient. Detailing a high colour rendering of CRI 92 & 97, with LED source quality within 2 SDCM.

The cleanliness of the projection and the refined photometric appearance make this family of luminaires the ideal combination between professional performance and graphic minimalism.

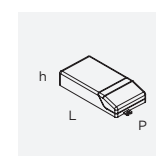
Full compatibility with the most popular control systems make Pin Revo Mini the perfect tool in contexts where lighting management and scenography are crucial to the project specification.

The versions configured with black finish are defined as **'High Comfort'** as they fully respect the Dark lighting parameters and medium UGR values <10.



PIN REVO Medium

124 80		Kg		Control		Finish		CRI - CCT		Optic	
Cod.	Version										
124	80	MEDIUM round	0,52	54	REMOTE	WH	○ matt white	/9227	92 - 2700K	SP	Spot 17,3W
						BK	● matt black	/9230	92 - 3000K	NF	Narrow flood 17,3W
						CG	● concrete grey	/9240	92 - 4000K	FL	Flood 17,3W
						CT	● copper txt	/9827	98 - 2700K	WF	Wide flood 17W
						GT	● gold txt	/9830	98 - 3000K		
								/9840	98 - 4000K		



Power supplies for SP/NF/FL (500mA)

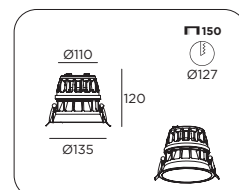
Code	Control	LxPxh	Version	Voltage	Frequency
9DM061AL	ON/OFF	38x125x23	20W	220/240V	50/60Hz
9DM008DDTC	DALI	52x120x22	20W	220/240V	50/60Hz
9DM011DATC	1-10V	52x120x22	20W	220/240V	50/60Hz
9DM011DATC	Push	52x120x22	20W	220/240V	50/60Hz
9DM053CASTC*	CASAMBI	79x124x22	26W	220/240V	50/60Hz
9DM048TFTC	PHASE CUT	52x120x22	20W	220/240V	50/60Hz

Power supplies for WF (500mA)

Code	Control	LxPxh	Version	Voltage	Frequency
9DM061AL	ON/OFF	38x125x23	20W	220/240V	50/60Hz
9DM008DDTC	DALI	52x120x22	20W	220/240V	50/60Hz
9DM011DATC	1-10V	52x120x22	20W	220/240V	50/60Hz
9DM011DATC	Push	52x120x22	20W	220/240V	50/60Hz
9DM053CASTC*	CASAMBI	52x120x22	26W	220/240V	50/60Hz
9DM048TFTC	PHASE CUT	52x120x22	20W	220/240V	50/60Hz

* Caution does not pass through the installation hole

PIN REVO Compact

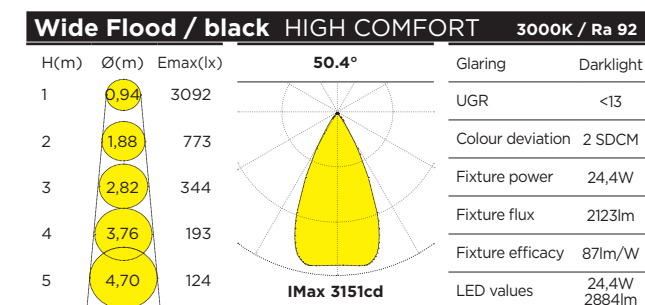
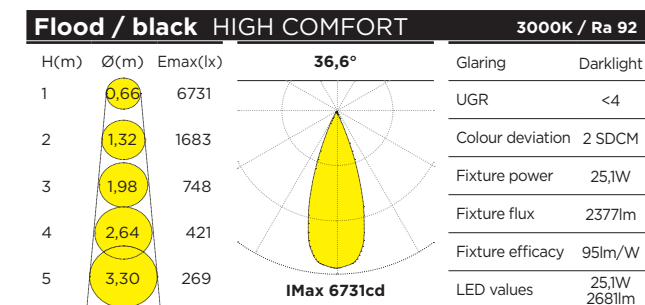
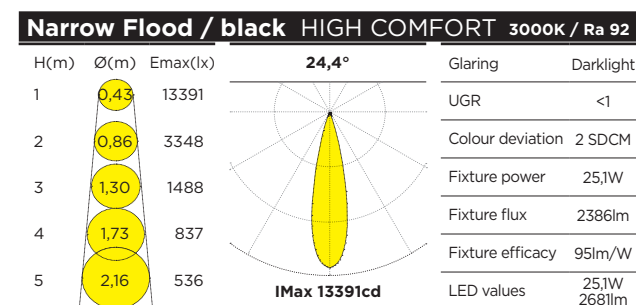
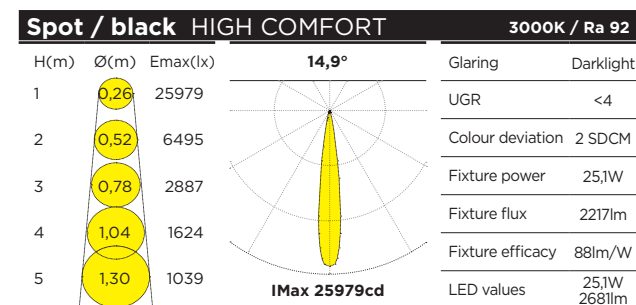
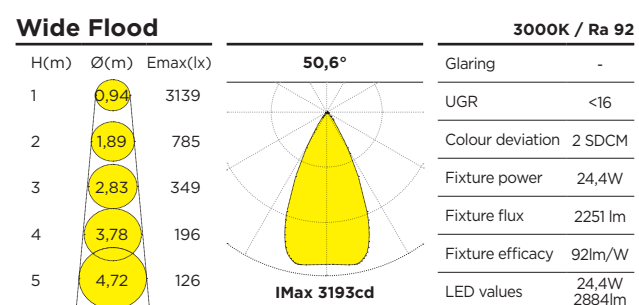
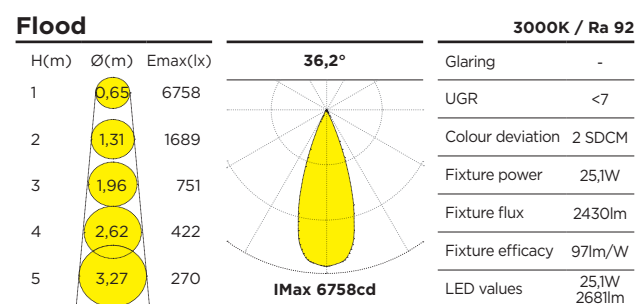
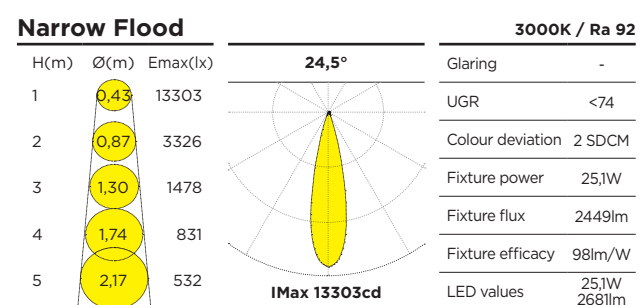
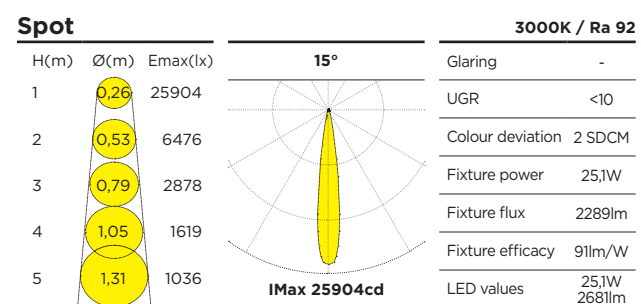


The Pin Revo compact version with a diameter of 135mm is available in 15°, 25°, 36°, 51° beams with medium UGR <13 coefficients. Detailing a high colour rendering of CRI 92 & 97, with LED source quality within 2 SDCM.

The cleanliness of the projection and the refined photometric appearance make this family of luminaires the ideal combination between professional performance and graphic minimalism.

Full compatibility with the most popular control systems make Pin Revo Mini the perfect tool in contexts where lighting management and scenography are crucial to the project specification.

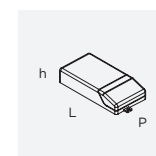
The versions configured with black finish are defined as **'High Comfort'** as they fully respect the Dark lighting parameters and medium UGR values <10.



PIN REVO Compact

125 80

Cod.	Version	Kg	Control	Finish	CRI - CCT	Optic
125	80 COMPACT round	0,64	54 REMOTE	WH ○ matt white BK ● matt black CG ● concrete grey CT ● copper txt GT ● gold txt	/9227 92 - 2700K /9230 92 - 3000K /9240 92 - 4000K /9827 98 - 2700K /9830 98 - 3000K /9840 98 - 4000K	SP Spot 25,1W NF Narrow flood 25,1W FL Flood 25,1W WF Wide flood 24,4W













Power supplies for SP/NF/FL (700mA)

Code	Control	LxPxh	Version	Voltage	Frequency
9DM071TC	ON/OFF	43,5x146,5x22	30W	220/240V	50/60Hz
9DM007DDTC	DALI	67x103x21	32W	220/240V	50/60Hz
9DM028DATC	1-10V	67x103x21	32W	220/240V	50/60Hz
9DM028DATC	Push	67x103x21	32W	220/240V	50/60Hz
9DM053CASTC	CASAMBI	79x124x22	37W	220/240V	50/60Hz
9DM012TFTC	PHASE CUT	46x166x34	32W	220/240V	50/60Hz

Power supplies for WF (700mA)

Code	Control	LxPxh	Version	Voltage	Frequency
9DM071TC	ON/OFF	43,5x146,5x22	30W	220/240V	50/60Hz
9DM007DDTC	DALI	67x103x21	32W	220/240V	50/60Hz
9DM028DATC	1-10V	67x103x21	32W	220/240V	50/60Hz
9DM028DATC	Push	67x103x21	32W	220/240V	50/60Hz
9DM053CASTC	CASAMBI	79x124x22	37W	220/240V	50/60Hz
9DM012TFTC	PHASE CUT	46x166x34	32W	220/240V	50/60Hz

Symbols_

-  **Product in Class I Earth connection**
-  **Product in Class II Double insulation**
-  **Product in Class III**
- UGR** *Defines the level of irritating glare*
- IP** *Degree of Protection*
- IP** *Degree of Protection Reflector*
- IP** *Degree of protection Recessed housing*
-  **Glow wire**
-  **Square cutting hole**
-  **Round cutting hole**
-  **Depth downlight**
-  **Weight Kg**
-  **Product which can be installed on normally flammable surfaces (90°C).**
-  **Repaintable white finishing**









 **Direct lighting fitting**

CE *All products are manufactured in compliance with the following norms and subsequent variations; in compliance with European Norms (2004/108/CE - 2006/95/CE) for CE marking CE - 2000/55/CE - 2008/35/CE*

DIALux partner

Colours and finishes_

Indoor finishes

-  MATT WHITE
RAL. 9003 MATT
-  CONCRETE GREY
-  CORTEN
EFFECT
-  MATT BLACK
RAL. 9005 MATT
-  WHITE TXT
RAL. 9003 MATT
-  BLACK TXT
RAL. 9005 MATT
-  MUD BROWN
-  SAND

Textured finishes

-  COPPER TXT
-  GOLD TXT



Exenia S.r.l.
 via della Chiesa 38, 50041 Calenzano
 Firenze | Italia
 T +39 055 54 17 54 / F +39 055 54 17 575
 www.exenia.eu / www.lumenpulsegroup.com

© Copyright 2021
 All rights reserved EXENIA S.r.l.

EXENIA S.r.l. reserves the right to change, at any time and without prior warning, the technical specification of any product shown in this catalogue.